

NEW HAMPSHIRE HOUSING FINANCE AUTHORITY

FINANCIAL AND PROGRAM ACTIVITY REPORTS

AS OF SEPTEMBER 30, 2018

New Hampshire Housing Finance Authority (Authority) operates programs in the following three core areas, each area involving multiple specific sub-programs or elements, as summarized in this report:

- HomeownershipPage 2
- Direct Tenant AssistancePage 4
- Multi-Family DevelopmentPage 5

The Homeownership area includes multiple loan and federal tax credit initiatives designed to serve income-qualified homebuyers, as well as homebuyer counseling and home rehabilitation initiatives. Approximately 2,000 new households are provided assistance through these programs each year and the serviced portfolio involves approximately 9,000 loans. The Authority services the loans made through these programs.


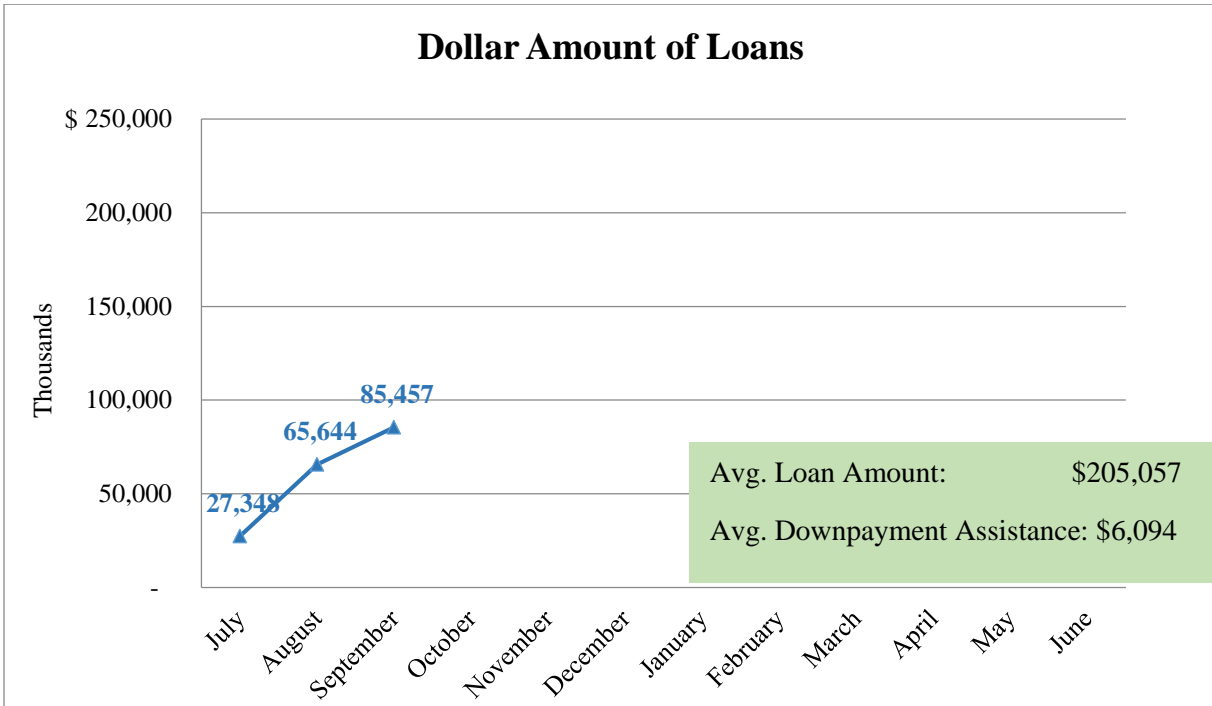
The Direct Tenant Assistance area primarily involves administration of a federally funded tenant-based rental assistance program (the “Housing Choice Voucher Program”) that serves over 3,500 households statewide but also includes activities that provide direct counseling and coaching services to very low-income households and promote supportive service programs targeting residents of publicly assisted housing projects. The Authority also contracts with the U.S. Department of Housing and Urban Development to administer project based rental assistance contracts for approximately 5,800 rental units.

Finally, the Multi-Family Development area involves administration of several different programs that provide construction and permanent financing for multi-family construction and preservation activities as well as a federal tax credit program that facilitates private investment in such housing. This area also includes administration of special programs, such as loans and grants for lead abatement activities, and asset management/compliance monitoring for related lending activity. These programs have created almost 15,000 units of rental housing statewide in more than 400 projects.


These activities are detailed in our Annual Program Plan which is published on the Authority’s website at <http://www.nhhfa.org/annual-report-program-resource-allocation-plan>. The attached reports highlight information regarding the activities in each program area. The Authority does not receive operating support from the State of New Hampshire. The Authority’s fiscal year runs from July 1st through June 30th and the most recent audited financial statements can be accessed at www.nhhfa.org/financial-information.

**New Hampshire Housing Finance Authority
Homeownership Lending Activity
As of September 30, 2018**

FY 2019 Production

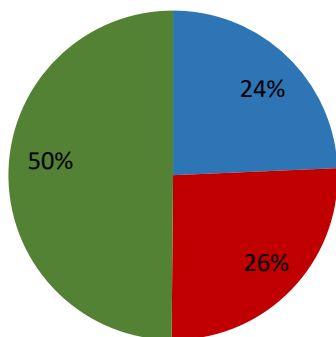


**New Hampshire Housing Finance Authority
Homeownership Lending Activity
As of September 30, 2018**



- (1) The Mortgage Credit Certificate (MCC) program uses federal tax-exempt bond authority to provide direct benefits to low- and moderate-income first-time homeowners. Borrowers may receive up to \$2,000 per year of federal income tax credit as long as they live in the financed home, have paid mortgage interest and have federal tax liability. MCCs enhance housing affordability.

Single Family Loan Portfolio



- Whole Loans
- Ginnie Mae Loans
- Fannie Mae Loans

Total Homeownership Loan Portfolio:
 Loans: 9,062
 Amount: \$1,349,882,000

Homeownership Loan Status - Delinquency

<u>60 Days</u>	<u>90 Days</u>	<u>120 Days</u>	<u>Total</u>
1.13%	.24%	1.69%	3.06%

**New Hampshire Housing Finance Authority
Direct Tenant Assistance Activity
As of September 30, 2018**

Tenant Based Rental Assistance Program

Units Authorized by HUD ⁽¹⁾	3,555
Occupied	100%
Federal Rental Assistance Available, CY 2018	\$29,965,449
Expended, Calendar Year-to-Date	76%
Waiting List - # of Applicants	5,485
Average Gross Annual Income of Clients	\$15,974

Project Based Rental Assistance Program

Properties under Administrative Contract with HUD ⁽¹⁾	149
Units under Administrative Contract with HUD ⁽¹⁾	5,799
Average Occupancy, Calendar Year-to-Date	98%
Federal Rental Assistance Available, CY 2018	\$51,754,000
Expended, Calendar Year-to-Date	50%
Average Gross Annual Income of Clients	\$15,200

⁽¹⁾ U.S. Department of Housing and Urban Development

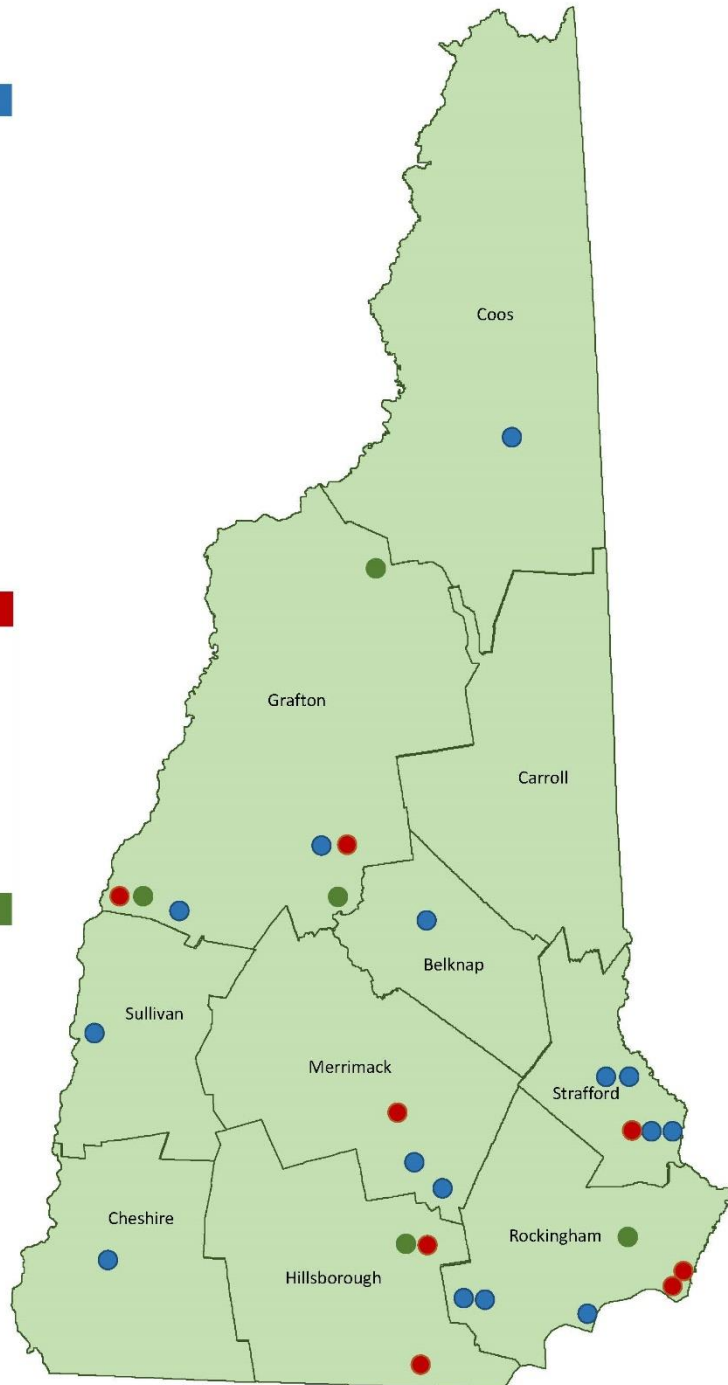
New Hampshire Housing Finance Authority

Multi-Family Development Activity

As of September 30, 2018


Multi-Family Development Activity – FY 2019

PRE-CONSTRUCTION / PLANNING	Units
Apple Ridge Phase I, Rochester	12
Bradley Commons Phase II, Dover	10
Bridge House Expansion, Plymouth	6
Central Square Terrace, Keene	90
Chandler Place Phase II, Plaistow	14
Goddard Block, Claremont	36
Jane Forrest Manor, Rochester	8
Merrimack Heights, Hooksett	70
Sanborn Crossing, Londonderry	102
St. Regis House, Berlin	42
Sunrise Farm, Enfield	11
Sunrise House, Laconia	16
Wallace Farms Phase I, Londonderry	96
Westgate Village Apartments, Dover	130
White Rock Senior Living, Bow	116
UNDER CONSTRUCTION	Units
Boulder Point Veterans' Housing, Plymouth	30
Carpenter Center, Manchester	96
Marshall Street Apartments, Nashua	152
Rockingham Village Apartments (f/k/a/ Cimarron), Seabrook	388
Safe Spaces Shelter, Concord	N/A
The Meadows Phase II, Hampton Falls	48
Tracy Street Apartments, Lebanon	29
Whittier Falls Housing, Dover	184
COMPLETED	Units
Family Willows Recovery Housing, Manchester	12
Friendship House, Bethlehem	32
Newfound River Apartments, Bristol	32
Parkhurst Community Housing, Lebanon	18
Three Meeting Place, Exeter	43
Total Units:	1823



**New Hampshire Housing Finance Authority
Multi-Family Development Activity
As of September 30, 2018**

Multi-Family Loan Portfolio



Multi-Family Loan Status

Delinquent Loans	0
Properties on Authority Critical Watch List (Risk of financial loss or loss of affordable housing units)	1