


# Office of Highway Safety

## Application & Performance Tracking Tool (App/PTT)

### Remote Presentation



New Hampshire Office of Highway Safety Traffic Enforcement  
Grant Application & Performance Tracking Tool

---

[Introduction](#)

Welcome to the New Hampshire Office of Highway Safety (NHOHS)  
Traffic Enforcement Grant Application & Performance Tracking Tool (PTT)

ANY TOWN PD

FFY21

*This Excel based workbook serves as your New Hampshire Office of Highway Safety (NHOHS) Grant Application and Performance Tracking Tool (PTT). It will provide you a mechanism to track your agency's grant funded enforcement efforts throughout the grant year. The PTT section of this workbook allows you to set highway safety goals for your community and track your agency's progress towards them. For your convenience, we have prepopulated your PTT Workbook with historic highway safety data specific to your community to provide a baseline as you move forward.*

*Please see the attached User Guide for step-by-step instructions on how to use the PTT Workbook. The PTT Workbook is intended to be utilized only for your NHOHS grant funded enforcement activity.*

*During the grant year, you will be required to email a copy of your PTT Workbook along with your quarterly reimbursement request to your NHOHS Field Representative.*

*We believe this Performance Tracking Tool will assist in your efforts to reduce crashes and serious bodily injuries in your community and provide a visual aid to display your agency's enforcement efforts.*

*As always, please feel free to contact your New Hampshire Office of Highway Safety Field Representative if you have any questions or would like to schedule a visit to assist you with your Performance Tracking Tool Workbook.*



### ***Purpose of this presentation:***

This presentation will allow the audience to become familiarized with the new OHS electronic grant **App**lication and **P**erformance **T**racking **T**ool known as the **App/PTT**. It will also provide definitions of the acronyms used in the App/PTT and allow the audience to observe a real-time demonstration of the App/PTT. There will also be an explanation of several of the App/PTT's functions and capabilities along with a question and answer period at the conclusion of the presentation.

## ***Common Definitions***

**ARIDE**: Advanced Roadside Impaired Driving Enforcement Training is intended to bridge the gap between the SFST and DEC/DRE programs by providing officers with general knowledge related to drug impairment and by promoting the use of DREs in states that have the DEC Program.

**SFST**: The Standardized Field Sobriety Test (SFST) is a battery of 3 tests performed during a traffic stop in order to determine if a driver is impaired. The 3 tests that make up the SFST are the horizontal gaze nystagmus (HGN), the walk-and-turn, and the one-leg stand tests. Developed in the 1970s, these tests are scientifically validated, and are admissible as evidence in court in a majority of states.

**DRE:** The Drug Recognition Expert (DRE) procedure is a 12-step standardized and systematic process to determine if a motorist is driving under the influence of drugs (DUID). Police officers with specialized training, known as Drug Recognition Experts, perform an evaluation procedure that can distinguish individuals under the influence of alcohol, other drugs, combinations of alcohol and other drugs, and injury/illness. Developed in the 1970's, the process is scientifically validated and a DRE's evaluation may be admissible as evidence in court.

**TOPS:** Tribal Oriented Police Strategies Training


**TSI:** Tactical Social Interaction Training. An innovative classroom-based curriculum designed to teach students the skills that can prepare them for successful encounters within any cultural context.

**Newly Trained:** Less than one year from date of training completion.

**Contact:** This is a single documented enforcement action that is based on a vehicle, bicyclist or pedestrian stop. A “contact” does not include number of people inside of the vehicle.

**Data Point:** This is a specific number. For example, it could be a number of trainings, number of fatalities, etc.

**Dedicated Enforcement:** Utilization of the high visibility enforcement model to focus on a specific traffic violation during a dedicated timeframe and at an identified location.

**KABCO:** A functional measure of the injury severity or any person involved in a crash. K-Fatal Injury, A- Suspected Serious Injury, B-Suspected Minor Injury, C-Possible Injury, and O-No Apparent Injury. See also Model Minimum Uniform Crash Criteria (MMUCC), 5<sup>th</sup> Edition: 


Adobe Acrobat  
Document

**Roadside Enforcement-Impaired:** This is identifying the primary purpose of the grant award. For example, the “DUI” grant award’s primary focus is impaired driving. It does not mean that other enforcement activities cannot take place.

**Roadside Enforcement-Non-impaired:** This is identifying the primary purpose of the grant award. For example, the “SPEED” grant award’s primary focus is something other than impaired driving (e.g. Distracted Driving or Occupant Protection (Child Restraint)). It does not mean that other enforcement activities cannot take place.

**Warning:** This is a written action. Verbal warnings *will only be counted as a contact if they are documented in your CAD system.*

## Double-Click on Image



### New Hampshire Office of Highway Safety Traffic Enforcement Grant Application & Performance Tracking Tool

---

#### Introduction

Welcome to the New Hampshire Office of Highway Safety (NHOHS)  
Traffic Enforcement Grant Application & Performance Tracking Tool (PTT)

ANY TOWN PD

FFY21

*This Excel based workbook serves as your New Hampshire Office of Highway Safety (NHOHS) Grant Application and Performance Tracking Tool (PTT). It will provide you a mechanism to track your agency's grant funded enforcement efforts throughout the grant year. The PTT section of this workbook allows you to set highway safety goals for your community and track your agency's progress towards them. For your convenience, we have prepopulated your PTT workbook with historic highway safety data specific to your community to provide a baseline as you move forward.*

*Please see the attached User Guide for step-by-step instructions on how to use the PTT Workbook. The PTT Workbook is intended to be utilized only for your NHOHS grant funded enforcement activity.*

*During the grant year, you will be required to email a copy of your PTT workbook along with your quarterly reimbursement request to your NHOHS Field Representative.*

*We believe this Performance Tracking Tool will assist in your efforts to reduce crashes and serious bodily injuries in your community and provide a visual aid to display your agency's enforcement efforts.*

*As always, please feel free to contact your New Hampshire Office of Highway Safety Field Representative if you have any questions or would like to schedule a visit to assist you with your Performance Tracking Tool workbook.*

# Office of Highway Safety

END

