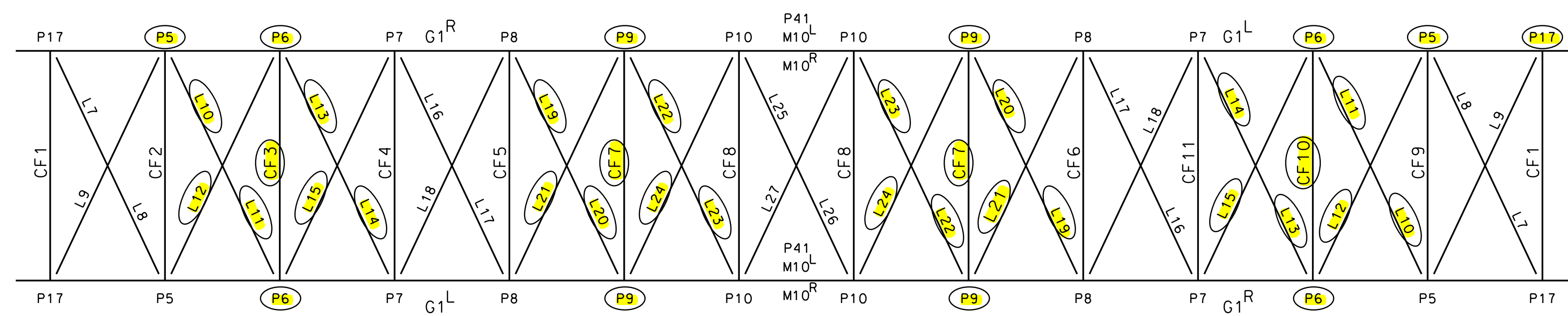
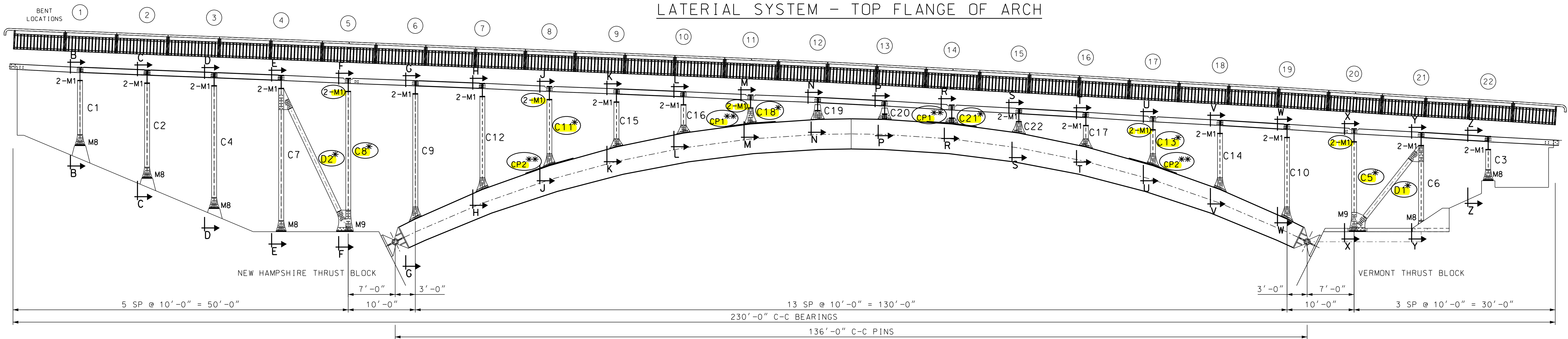


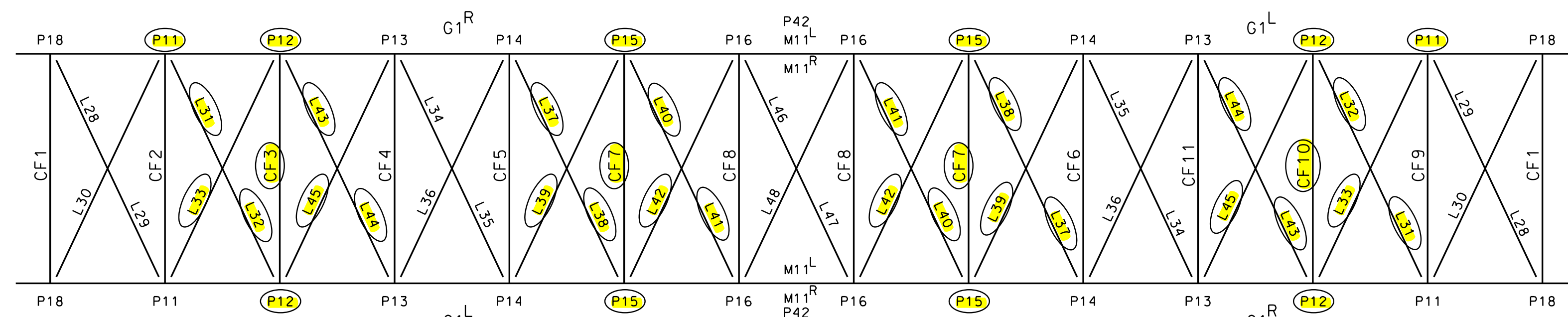
TOP LATERAL SYSTEM - TOP FLANGE OF FLOORBEAM



LATERAL SYSTEM - TOP FLANGE OF ARCH



SECTION A-A



LATERAL SYSTEM - BOTTOM FLANGE OF ARCH

○ = CIRCLED LABELS DENOTE NEW OR REPLACEMENT MEMBER
 * = REPLACEMENT MEMBER DIFFERENT FROM ORIGINAL SHOP PLANS.
 ** = NEW MEMBER NOT ON ORIGINAL SHOP PLANS.

STATE OF NEW HAMPSHIRE					
DEPARTMENT OF TRANSPORTATION * BUREAU OF BRIDGE DESIGN					
TOWN	STEWARTSTOWN, NH & CANAAN, VT	BRIDGE NO.	054163	STATE PROJECT	15838
LOCATION	BRIDGE STREET OVER CONNECTICUT RIVER				
MARKING PLAN					BRIDGE SHEET
DESIGNED	XXX	XX/XX	CHECKED	XXX	XX/XX
DRAWN	XXX	XX/XX	CHECKED	XXX	XX/XX
QUANTITIES	XXX	XX/XX	CHECKED	XXX	XX/XX
ISSUE DATE			FEDERAL PROJECT NO.		
REV. DATE				SHEET NO.	1
				FILE NUMBER	125-4-1
				TOTAL SHEETS	1