

BRIDGE MOUNTED **STREET / TOWN NAME SIGNS**

The following is a compilation of typical bridge mounted Street / Town name sign design standards. The following shall be abided by unless there are significant sign size constraints, then a design exception must be requested from the Traffic Operations Engineer and granted.

All dimensions are given as width by height.

1. DESIGN OF STREET / TOWN SIGNS

- a. General:
 - i. The sign shall be Type BB aluminum sign with a minimum thickness of 0.100 inches.

- b. Size of Sign:
 - i. The sign shall be 16” in height.
 - ii. Sign length shall vary in even six-inch increments.
 - iii. If sign size is a restriction, then to reduce the size, the Town name may be removed.
 - iv. Sign shall have rounded corners.

- c. Color of Sign:
 - i. The retroreflective sheeting for the green background shall conform to the requirements of Type IV sheeting.
 - ii. The retroreflective sheeting for the copy and border shall be white and conform to the requirements of Type IV, VIII, IX or XI sheeting.

- d. Size of Lettering:
 - i. All lettering for Street / Town names shall be 8D upper and lower case.
 - ii. Abbreviations shall be used examples; Rd, St, Dr, Ave, Blvd, Ter, Pkwy, Ln, Pl, Rte, etc. .
 - iii. The spacing between the Street name and the Town name shall be 12”

- e. Borders:
 - i. The border shall be 1” wide.

- f. Radii:
 - i. The radius of borders shall be 3”.

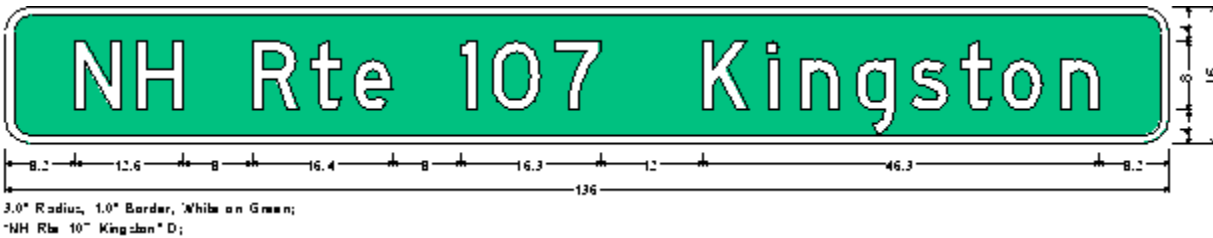
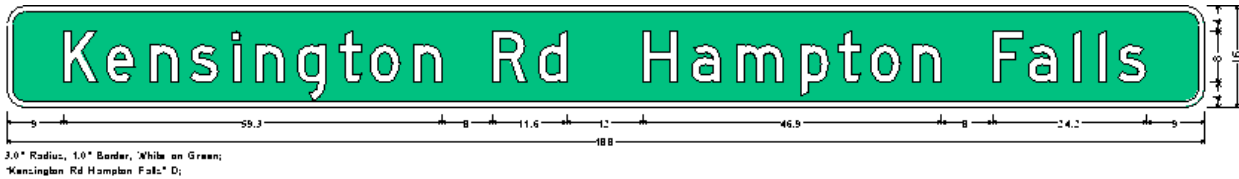
2. LATERAL OFFSETS OF SIGNS

- a. The signs shall be mounted centered above the right shoulder.
- b. If the sign width exceeds the shoulder width, then the sign should be extended over the travel lane.
- c. If there is a guide sign already installed on the bridge then the Street / Town name sign shall be offset from the guide sign by 2' feet to the right.
- d. The placement of the sign on the bridge shall not be bolted on opposite sides of the bridge expansion joint.

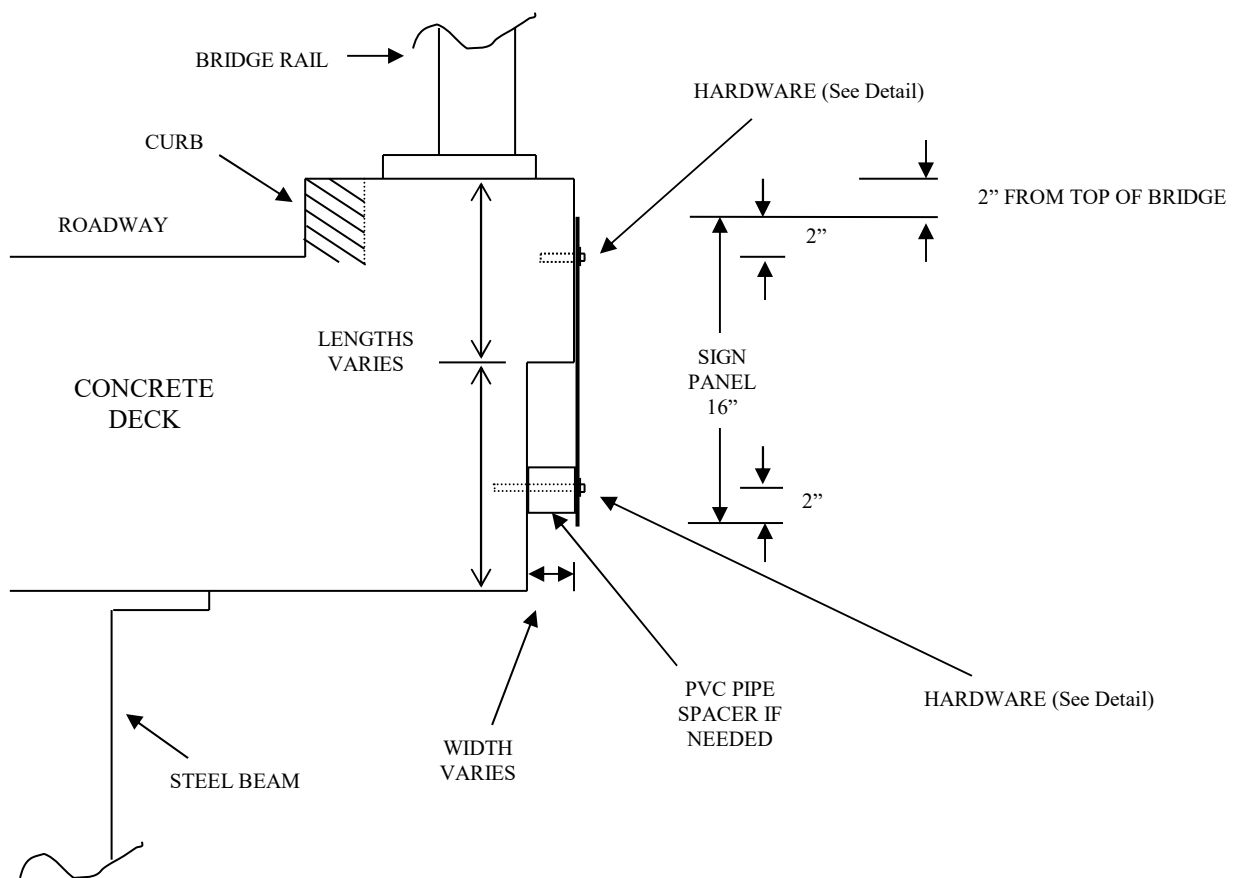
3. BOLT PATTERN

- a. Bolts shall be 2" from the edge of the sign.
- b. Sign length < 6'- 0" : 4 bolts.
- c. Sign length 6'- 0" to 12'- 0" : 6 bolts
- d. Sign length > 12'- 0" : 8 bolts

4. EXAMPLE OF SIGN LAYOUTS



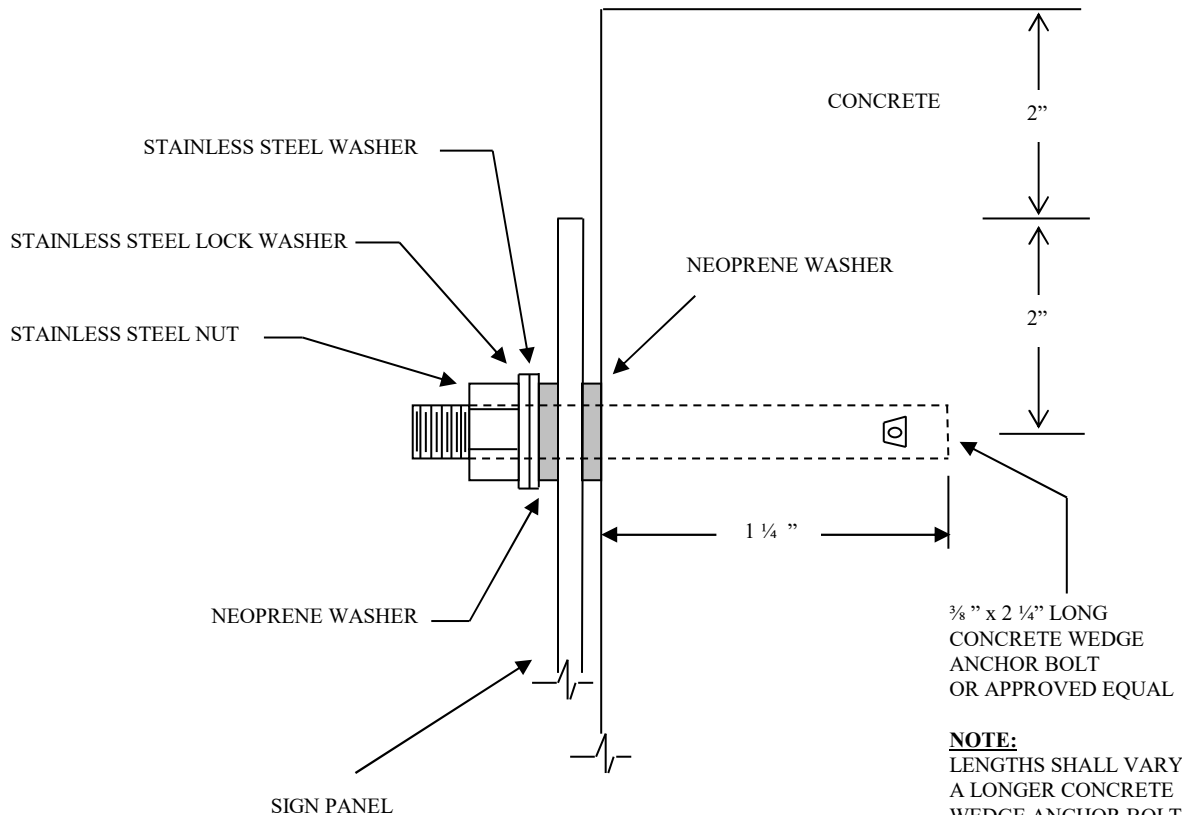
BRIDGE MOUNTED STREET / TOWN NAME SIGNS



SIDE VIEW

NOT TO SCALE

**BRIDGE MOUNTED
STREET / TOWN NAME SIGNS**



NOTE:
LENGTHS SHALL VARY,
A LONGER CONCRETE
WEDGE ANCHOR BOLT
WILL BE REQUIRED FOR
LOCATIONS THAT NEED A
ALUMINUM SPACER.

NOTE:

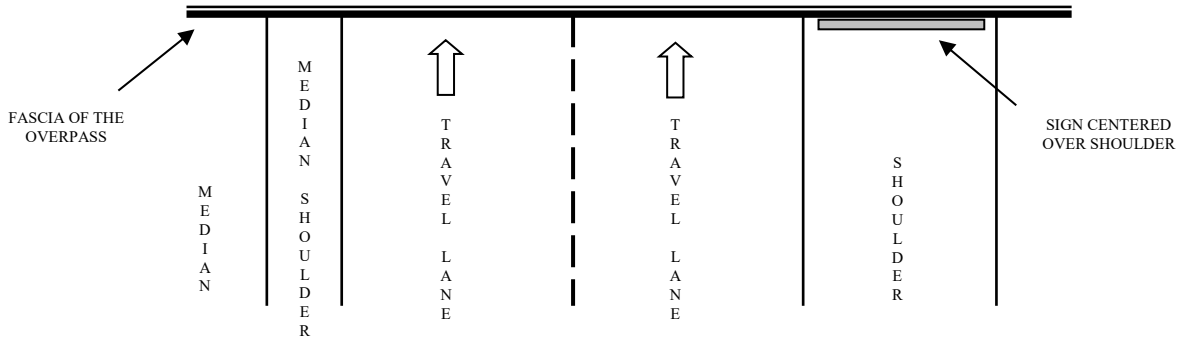
1. THE INSTALLATION OF THE CONCRETE WEDGE ANCHOR BOLTS SHALL BE IN ACCORDANCE WITH MANUFACTURER'S SPECIFICATIONS.
2. MATERIAL FOR STAINLESS STEEL ANCHOR BOLT, WEDGES, NUTS AND WASHERS SHALL BE TYPE 304.
3. PROVIDE ADDITIONAL NEOPRENE WASHERS AS NECESSARY FOR LEVELING.

HARDWARE, CONCRETE ANCHOR

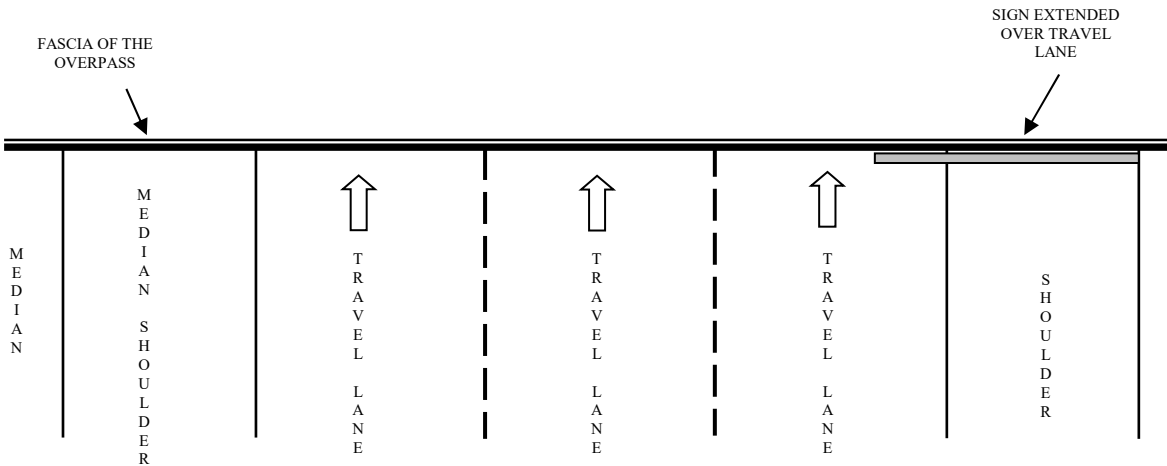
NOT TO SCALE

BRIDGE MOUNTED
STREET / TOWN NAME SIGNS

SIGN PLACEMENT



2 LANES



MULTIPLE LANES

NOT TO SCALE

J:\DRP\new\Bridge Mounted Sign.doc