

---

**DRAFT**


**DRAFT**

**TEN YEAR TRANSPORTATION  
IMPROVEMENT PLAN  
2015 - 2024**

**Projects Only  
Highway and Turnpike Funded**

**\*\* LEGISLATIVE REVIEW \*\***

PURSUANT TO  
RSA 228:99 AND RSA 240 OF THE LAWS OF NEW HAMPSHIRE



**DRAFT**

**DRAFT**

HIGHWAY AND BRIDGE PROJECTS LISTED ALPHABETICALLY



PREPARED BY THE NEW HAMPSHIRE  
DEPARTMENT OF TRANSPORTATION

January 27, 2014

---



2015-2024 DRAFT Ten Year Plan  
Total Program Dollars by FY

FY	Highway and Bridge						Other Modes					TYP FY Total	% of Total Program
	Highway Funded						Turnpike Expansion <sup>8</sup>	Turnpike Renewal & Replacement	Rail <sup>5</sup>	Transit <sup>6</sup>	Airport <sup>7</sup>		
	FHWA <sup>1, 4, 5</sup>	Betterment <sup>2</sup>	State Aid Bridge <sup>2</sup>	State Aid Highway <sup>2</sup>	Other <sup>3</sup>	Subtotal							
2015	172.1	22.0	7.5	2.9	29.5	234.1	51.3	7.7	0.8	24.6	25.7	344.2	11.3%
2016	175.3	22.0	3.5	3.4	26.4	230.5	43.3	11.6	0.4	23.9	35.9	345.7	11.3%
2017	183.8	22.0	7.5	4.3	24.2	241.8	25.0	11.5	0.4	23.3	46.3	348.3	11.4%
2018	169.8	22.0	8.7	2.5	9.9	212.9	19.1	13.7	0.4	25.5	42.3	313.9	10.3%
2019	175.2	22.0	10.8	2.5	5.9	216.5	23.1	13.8	0.4	23.8	44.3	321.9	10.6%
2020	179.3	22.0	13.5	2.5	1.1	218.5	34.8	12.0	0.4	23.3	0.0	289.0	9.5%
2021	177.4	22.0	8.4	2.5	0.0	210.5	25.9	12.0	0.4	23.7	0.0	272.5	8.9%
2022	179.6	22.0	13.1	2.5	9.0	226.2	29.9	12.0	0.4	24.1	0.0	292.6	9.6%
2023	169.0	22.0	8.2	2.5	0.0	201.8	24.0	12.0	0.4	22.6	0.0	260.8	8.6%
2024	167.5	22.0	9.6	2.5	0.0	201.8	21.0	12.0	0.4	23.9	0.0	259.1	8.5%
<b>Program Total</b>	<b>1,749.1</b>	<b>220.0</b>	<b>90.9</b>	<b>28.4</b>	<b>106.2</b>	<b>2,194.6</b>	<b>297.4</b>	<b>118.2</b>	<b>4.4</b>	<b>238.6</b>	<b>194.6</b>	<b>3,047.9</b>	<b>100.0%</b>
% of Total Program	57.4%	7.2%	3.0%	0.9%	3.5%		9.8%	3.9%	0.1%	7.8%	6.4%	100.0%	
<b>Revenue<sup>7, 9</sup></b>	<b>1,539.6</b>	<b>220.0</b>	<b>110.0</b>	<b>106.2</b>			<b>297.4</b>	<b>118.2</b>	<b>4.4</b>	<b>238.6</b>	<b>200.0</b>	<b>2,834.5</b>	
<b>Surplus/Deficit</b>	<b>(209.5)</b>	<b>0.0</b>	<b>(9.3)</b>	<b>0.0</b>			<b>0.0</b>	<b>0.0</b>	<b>0.0</b>	<b>0.0</b>	<b>5.4</b>	<b>(213.4)</b>	

\*figures are in Millions of dollars

1 I-93 capacity improvements (widening north of Exit 3) are not included due to funding constraint

I-93 payments based on GARVEE Bonds and Debt Service are included

2 State funded programs maintained at current budget levels

3 Totals comprised from project matching costs Maine, Vermont and other sources

4 Figures include inflation

5 FHWA category includes approximately \$1.16 million annually to address railroad crossings

6 Self-funded FTA programs, projects limited to available funds

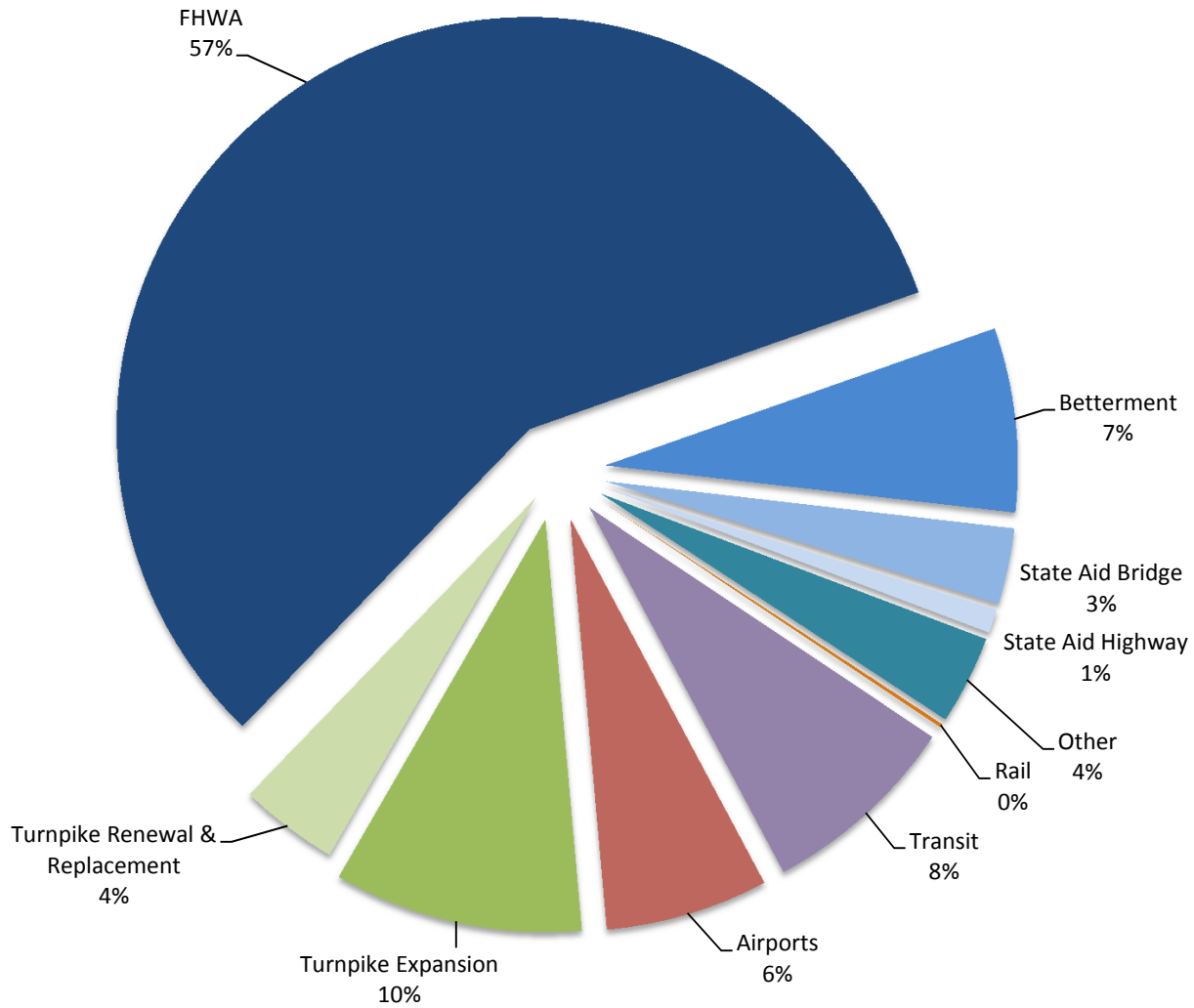
7 Airport Improvement Program (FAA funding) is a grant program based upon a local, regional and national priority system. FAA programs projects based on a 5 year program (CIP).

The CIP is represented in the 10 year plan, all other projects (years 6-10) are listed in the appendix of the document.

8 Proposed expanded Turnpike Capital program. Projects that may be constructed under current toll structure (no toll increase).

9 FHWA revenue includes the local matching funds.

### Draft 2015-2024 Ten Year Plan Share of Total Dollars by Program



# DRAFT 2015-2024

## TEN YEAR TRANSPORTATION IMPROVEMENT PLAN

---

### **Highway Funded Projects**

Highway and Bridge Projects

Alpha sort

{Inflation Included}



# 2015-2024 TYP Highway Trust Projects

January 15, 2014

\*\*\*\* Draft \*\*\*\*

Alpha Sort  
{Inflation Included}

Project Name/#/Id	Route/Road:	Location; Scope of Work	I\$(M)	Previous Prog. Yr	Previous Total\$	Comments:
<b>ACWORTH</b> 16301 [ 6641 ] <u>Red List Bridges</u>	NH 123A	REPLACE BRIDGE OVER BOWERS BROOK - 113/064 {Red List} [Oct 2005 Flood] (Bridge Rehab = 14540T, FY 2007)				2013 Bridge Priority #13.
		C 2017 L110 - BRIDGE PROGRAM - OFF SYSTEM	1.209	2020		
		C 2018 L110 - BRIDGE PROGRAM - OFF SYSTEM	.075			
		P 2015 L110 - BRIDGE PROGRAM - OFF SYSTEM	.057			
		P 2016 L110 - BRIDGE PROGRAM - OFF SYSTEM	.176			
		R 2015 L110 - BRIDGE PROGRAM - OFF SYSTEM	<u>.237</u>			
Highway and Bridge			<b>I-Total:</b>	1.754		
<b>ALBANY</b> NCC5 [ 9004 ] <u>Other Projects</u>	NH 16	Widening of shoulders, overlay of pavement to support rumble strips though the center line the entire length of the corridor.				
		C 2023 M240 - STP - Flexible	5.311	New Project		
		C 2024 M240 - STP - Flexible	2.398	New Project		
		P 2020 M240 - STP - Flexible	1.208			
		R 2020 M240 - STP - Flexible	.544			
		R 2021 M240 - STP - Flexible	<u>.062</u>			
Highway and Bridge			<b>I-Total:</b>	9.523		
<b>ALSTEAD</b> 20817 [ 7992 ] <u>Red List Bridges</u>	NH 123A	REPLACE SINGLE SPAN BRIDGE OVER WARREN BROOK - 073/163 {Red List}				2013 Bridge Priority #81
		C 2020 M240 - STP - Flexible	2.295	2022		
		C 2021 M240 - STP - Flexible	.125	2022		
		P 2015 M240 - STP - Flexible	.046			
		P 2016 M240 - STP - Flexible	.048			
		P 2017 M240 - STP - Flexible	.011			
		R 2015 M240 - STP - Flexible	.010			
		R 2016 M240 - STP - Flexible	<u>.011</u>			
Highway and Bridge			<b>I-Total:</b>	2.546		
<b>AMHERST</b> 10136 C [ 8000 ] <u>Other Projects</u>	NH 101A & NH 101	RECONSTRUCT INTERSECTION OF NH 101A AND NH 101 EB RAMPS TO PROVIDE ADDITIONAL EXITING RIGHT TURN LANE AND INSTALL SIGNALS (ITEM #20) (PE & ROW IN PARENT MILFORD TO NASHUA 10136)				
		C 2018 L050 - NATIONAL HIGHWAY SYSTEM	<u>2.495</u>	2018		
Highway and Bridge			<b>I-Total:</b>	2.495		

Phase: C = Construction P = Preliminary Engineering R = Right of Way

Project Name/#/Id	Route/Road:	Location; Scope of Work		I\$(M)	Previous Prog. Yr	Previous Total\$	Comments:
<b>AMHERST</b> 20231 [ 7909 ] <u>Municipal Bridges</u>	HORACE GREELEY ROAD	BRIDGE REPLACEMENT OVER PULPIT BROOK - 060/158 {Red List} [SAB*4216] {State Aid Bridge Program}					Specific project from Statewide program, Local Administration.
		C 2020 SAB - STATE AID BRIDGE (State FY), 20% = Town		.550	2020		
		P 2020 SAB - STATE AID BRIDGE (State FY), 20% = Town		.070			
		P 2020 SAB - STATE AID BRIDGE (State FY), 20% = Town		.121			
		R 2020 SAB - STATE AID BRIDGE (State FY), 20% = Town		.006			
Highway and Bridge				<b>I-Total:</b>		.747	
<b>AMHERST</b> 20242 [ 7910 ] <u>Municipal Bridges</u>	MANCHESTER ROAD	BRIDGE REPLACEMENT OVER BEAVER BROOK - 134/100 {Red List} [SAB*4216] {State Aid Bridge Program}					Specific project from Statewide program, Local Administration.
		C 2018 SAB - STATE AID BRIDGE (State FY), 20% = Town		.675	2018		
		P 2018 SAB - STATE AID BRIDGE (State FY), 20% = Town		.130			
		R 2018 SAB - STATE AID BRIDGE (State FY), 20% = Town		.006			
Highway and Bridge				<b>I-Total:</b>		.811	
<b>AMHERST</b> 20243 [ 7907 ] <u>Municipal Bridges</u>	NEW BOSTON ROAD	BRIDGE REPLACEMENT OVER BEAVER BROOK - 109/090 {Red List} [SAB*4216] {State Aid Bridge Program}					Specific project from Statewide program, Local Administration.
		C 2019 SAB - STATE AID BRIDGE (State FY), 20% = Town		.597	2019		
		P 2019 SAB - STATE AID BRIDGE (State FY), 20% = Town		.135			
		R 2019 SAB - STATE AID BRIDGE (State FY), 20% = Town		.006			
Highway and Bridge				<b>I-Total:</b>		.737	
<b>ANDOVER</b> 20650 [ 7991 ] <u>Bridges</u>	NH 11	REPLACE 5-SPAN BRIDGE OVER NHRR(ABD) - 206/137					2013 Bridge Priority #69
		C 2019 L1C0 - BRIDGE PROGRAM - ON/OFF SYSTEM		3.615	2020		
		P 2015 L1C0 - BRIDGE PROGRAM - ON/OFF SYSTEM		.045			
		P 2016 L1C0 - BRIDGE PROGRAM - ON/OFF SYSTEM		.048			
		P 2017 L1C0 - BRIDGE PROGRAM - ON/OFF SYSTEM		.003			
		R 2015 L1C0 - BRIDGE PROGRAM - ON/OFF SYSTEM		.023			
		R 2016 L1C0 - BRIDGE PROGRAM - ON/OFF SYSTEM		.012			
Highway and Bridge				<b>I-Total:</b>		3.746	
<b>ASHLAND</b> 16237 [ 7814 ] <u>Red List Bridges</u>	US 3 & NH 25	BRIDGE REHABILITATION OVER OWL BROOK - 107/094 {Red List}					2013 Bridge Priority #78
		C 2021 M240 - STP - Flexible		3.840	2021		
Highway and Bridge				<b>I-Total:</b>		3.840	

Phase: C = Construction P = Preliminary Engineering R = Right of Way



Project Name/#/Id	Route/Road:	Location; Scope of Work		I\$(M)	Previous Prog. Yr	Previous Total\$	Comments:
<b>AUBURN</b> 15657 [ 7170 ] <u>Municipal Bridges</u>	OLD CANDIA ROAD	BRIDGE REHABILITATION OVER MAPLE FALLS BROOK - 088/159 {Red List}					Specific project from Statewide program, Local Administration.
Highway and Bridge		C 2015 SAB - STATE AID BRIDGE (State FY), 20% = Town		.304	2015		
			<b>I-Total:</b>	.304			
<b>BARNSTEAD</b> 16020 [ 7621 ] <u>Municipal Bridges</u>	HANNAH NUTTER ROAD	BRIDGE REPLACEMENT OVER BIG RIVER - 149/073 [SAB*4216] {State Aid Bridge Program}					Specific project from Statewide program, Local Administration.
Highway and Bridge		C 2020 SAB - STATE AID BRIDGE (State FY), 20% = Town		.797	2020		
		P 2020 SAB - STATE AID BRIDGE (State FY), 20% = Town		.145			
		R 2020 SAB - STATE AID BRIDGE (State FY), 20% = Town		.006			
			<b>I-Total:</b>	.948			
<b>BARNSTEAD - ALTON</b> 14121 [ 2738 ] <u>Other Projects</u>	NH 28	RECONSTRUCTION FROM THE ALTON CIRCLE SOUTH APPROXIMATELY 7.0 MILES TO THE IMPROVED SECTION IN BARNSTEAD					Parent corridor project. Specific intersection priorities programmed as separate construction project. Remaining priorities to be identified.
Highway and Bridge		C 2018 M240 - STP - Flexible		1.560	2018		
		P 2015 M240 - STP - Flexible		.170			
		P 2016 M240 - STP - Flexible		.176			
		P 2017 M240 - STP - Flexible		.181			
		P 2018 M240 - STP - Flexible		.187			
		R 2015 M240 - STP - Flexible		.114			
		R 2016 M240 - STP - Flexible		.059			
		R 2017 M240 - STP - Flexible		.242			
		R 2018 M240 - STP - Flexible		.062			
			<b>I-Total:</b>	2.750			
<b>BARRINGTON</b> 26722 [ 8779 ] <u>Municipal Bridges</u>	GREEN HILL ROAD	BRIDGE REHABILITATION OVER ISINGLASS RIVER - 109/162					Specific project from Statewide program, Local Administration.
Highway and Bridge		C 2022 SAB - STATE AID BRIDGE (State FY), 20% = Town		.293	New Project		
		P 2022 SAB - STATE AID BRIDGE (State FY), 20% = Town		.058			
		R 2022 SAB - STATE AID BRIDGE (State FY), 20% = Town		.003			
			<b>I-Total:</b>	.354			

Project Name/#/Id	Route/Road:	Location; Scope of Work		I\$(M)	Previous Prog. Yr	Previous Total\$	Comments:
<b>BEDFORD</b> 13692 C [ 77999 ]	NH 101	REPLACE BRIDGE/CULVERT OVER PULPIT BROOK BR# 090/065, TWIN BROOK LANE SAFETY IMPROVEMENT. RED LIST BRIDGE.					2013 Bridge Priority List #44. Coordinate with 13692 - corridor safety improvements.
			C	2019	L1C0 - BRIDGE PROGRAM - ON/OFF SYSTEM	2.341	New Project
Highway and Bridge					<b>I-Total:</b>	2.341	
<b>BEDFORD</b> 13953 [ 1818 ]	NH 101	WIDEN TO 5 LANES FOR APPROXIMATELY 2 MILES, FROM NH 114 TO WALLACE ROAD					
			C	2016	L050 - NATIONAL HIGHWAY SYSTEM	1.598	2015
			C	2017	L050 - NATIONAL HIGHWAY SYSTEM	2.198	2017
			C	2017	L050 - NATIONAL HIGHWAY SYSTEM	3.297	2016
			P	2015	L050 - NATIONAL HIGHWAY SYSTEM	.310	
			P	2016	L050 - NATIONAL HIGHWAY SYSTEM	.288	
			R	2016	L050 - NATIONAL HIGHWAY SYSTEM	.399	
Highway and Bridge					<b>I-Total:</b>	8.090	
<b>BEDFORD</b> 16156 [ 7730 ]	NH 114	BRIDGE/CULVERT REPLACEMENT - 151/151 {Red List}					2013 Bridge Priority # 43
			C	2018	M240 - STP - Flexible	1.872	2021
Highway and Bridge					<b>I-Total:</b>	1.872	
<b>BEDFORD</b> 20000 [ 7844 ]	WALLACE ROAD	BRIDGE REHABILITATION OVER RIDDLE BROOK - 130/117 {Red List} [SAB*4216] {State Aid Bridge Program}					Specific project from Statewide program, Local Administration.
			C	2017	SAB - STATE AID BRIDGE (State FY), 20% = Town	.297	2017
Highway and Bridge					<b>I-Total:</b>	.297	
<b>BEDFORD</b> 21193 [ 8195 ]	CIDER MILL ROAD	BRIDGE REPLACEMENT OVER MCQUADE BROOK - 079/128 [SAB*4216] {State Aid Bridge Program}					Specific project from Statewide program, Local Administration.
			C	2018	SAB - STATE AID BRIDGE (State FY), 20% = Town	.369	New Project
			P	2018	SAB - STATE AID BRIDGE (State FY), 20% = Town	.108	
			R	2018	SAB - STATE AID BRIDGE (State FY), 20% = Town	.006	
Highway and Bridge					<b>I-Total:</b>	.482	

Project Name/#/Id	Route/Road:	Location; Scope of Work	I\$(M)	Previous Prog. Yr	Previous Total\$	Comments:
<b>BEDFORD</b> 21684 [ 8263 ] <u>Municipal Bridges</u>	CATESBY LANE	BRIDGE REPLACEMENT OVER MCQUADE BROOK - 102/098 [SAB*4216] {State Aid Bridge Program}				Specific project from Statewide program, Local Administration.
		C 2020 SAB - STATE AID BRIDGE (State FY), 20% = Town	.610		New Project	
		P 2020 SAB - STATE AID BRIDGE (State FY), 20% = Town	.109			
		R 2020 SAB - STATE AID BRIDGE (State FY), 20% = Town	.006			
Highway and Bridge			<b>I-Total:</b>		.725	
<b>BEDFORD</b> 24217 [ 8580 ] <u>Municipal Bridges</u>	BEALS ROAD	BRIDGE REPLACEMENT OVER BABOOSIC BROOK - 105/055 [SAB*4216] {State Aid Bridge Program}				Specific project from Statewide program, Local Administration.
		C 2022 SAB - STATE AID BRIDGE (State FY), 20% = Town	.881		New Project	
		P 2022 SAB - STATE AID BRIDGE (State FY), 20% = Town	.142			
		R 2022 SAB - STATE AID BRIDGE (State FY), 20% = Town	.006			
Highway and Bridge			<b>I-Total:</b>		1.029	
<b>BELMONT</b> 14285 [ 5727 ] <u>Municipal Bridges</u>	SHAKER ROAD	BRIDGE REHABILITATION OVER PUMPING STATION BROOK - 098/062 {Red List}				Specific project from Statewide program, Local Administration.
		C 2016 SAB - STATE AID BRIDGE (State FY), 20% = Town	.059		New Project	
Highway and Bridge			<b>I-Total:</b>		.059	
<b>BELMONT</b> 22872 [ 8403 ] <u>Municipal Bridges</u>	CHURCH STREET	BRIDGE REHABILITATION CHURCH STREET OVER TIOGA RIVER - 103/072 [SAB*4216] {State Aid Bridge Program}				Specific project from Statewide program, Local Administration.
		C 2020 SAB - STATE AID BRIDGE (State FY), 20% = Town	.115		New Project	
		P 2020 SAB - STATE AID BRIDGE (State FY), 20% = Town	.030			
		R 2020 SAB - STATE AID BRIDGE (State FY), 20% = Town	.002			
Highway and Bridge			<b>I-Total:</b>		.147	
<b>BERLIN</b> 12958 H [ 8713 ] <u>Other Projects</u>	NH 110	CONSTRUCTION OF SCENIC VISTAS INTERPRETIVE PANELS AND OTHER APPROVED MITIGATION MEASURES				From NH 110 Corridor project.
		C 2016 M240 - STP - Flexible	.234		New Project	
Highway and Bridge			<b>I-Total:</b>		.234	

Project Name/#/Id	Route/Road:	Location; Scope of Work	I\$(M)	Previous Prog. Yr	Previous Total\$	Comments:
<b>BERLIN</b> 15792 [ 7338 ] <u>Municipal Bridges</u>	HILLSIDE AVENUE	BRIDGE REPLACEMENT OVER DEAD RIVER - 232/066 [SAB*4216] {State Aid Bridge Program}				Specific project from Statewide program, Local Administration.
		C 2017 NON - OTHER NON PARTICIPATING	.006	2017		
		C 2017 SAB - STATE AID BRIDGE (State FY), 20% = Town	.642	2017		
		P 2017 SAB - STATE AID BRIDGE (State FY), 20% = Town	.071			
		R 2017 SAB - STATE AID BRIDGE (State FY), 20% = Town	.005			
Highway and Bridge		<b>I-Total:</b>	.725			
<b>BERLIN</b> 15793 [ 7339 ] <u>Municipal Bridges</u>	12th STREET	BRIDGE REHABILITATION OVER ANDROSCOGGIN RIVER - 256/087 [SAB*4216] {State Aid Bridge Program}				Specific project from Statewide program, Local Administration.
		C 2016 SAB - STATE AID BRIDGE (State FY), 20% = Town	.686	2016		
Highway and Bridge		<b>I-Total:</b>	.686			
<b>BOW</b> 20965 [ 8014 ] <u>Other Projects</u>	KNOX ROAD / WHITE ROCK HILL	INTERSECTION RECONSTRUCTION [SAH*4217] {State Aid Highway Program}				Specific project from Statewide program, Local Administration.
		C 2016 SAH - STATE AID HIGHWAY (State FY), 33.3% = Town	.383	New Project		
		P 2016 SAH - STATE AID HIGHWAY (State FY), 33.3% = Town	.085			
		R 2016 SAH - STATE AID HIGHWAY (State FY), 33.3% = Town	.011			
Highway and Bridge		<b>I-Total:</b>	.479			
<b>BOW</b> 20966 [ 8016 ] <u>Other Projects</u>	DUNKLEE ROAD	RECONSTRUCT INTERSECTION @ NH 3A [SAH*4217] {State Aid Highway Program}				Specific project from Statewide program, Local Administration.
		C 2017 SAH - STATE AID HIGHWAY (State FY), 33.3% = Town	1.099	New Project		
		P 2015 SAH - STATE AID HIGHWAY (State FY), 33.3% = Town	.062			
		R 2015 SAH - STATE AID HIGHWAY (State FY), 33.3% = Town	.007			
Highway and Bridge		<b>I-Total:</b>	1.168			
<b>BOW</b> 24223 [ 8584 ] <u>Municipal Bridges</u>	PAGE RD	BRIDGE REPLACEMENT OVER BELA BROOK - 065/140 [SAB*4216] {State Aid Bridge Program}				Specific project from Statewide program, Local Administration.
		C 2024 SAB - STATE AID BRIDGE (State FY), 20% = Town	.802	New Project		
		P 2024 SAB - STATE AID BRIDGE (State FY), 20% = Town	.151			
		R 2024 SAB - STATE AID BRIDGE (State FY), 20% = Town	.007			
Highway and Bridge		<b>I-Total:</b>	.959			

Phase: C = Construction P = Preliminary Engineering R = Right of Way

Project Name/#/Id	Route/Road:	Location; Scope of Work	I\$(M)	Previous Prog. Yr	Previous Total\$	Comments:
<b>BOW</b> CNH2 [ 9000 ] <u>Other Projects</u>	NH 3A	Corridor Safety Improvements				Specific locations from corridor study to be prioritized.
Highway and Bridge		C 2022 M231 - STP - Areas with Population Over 5K to 200K	3,860			New Project
		<b>I-Total:</b>	3,860			
<b>BRADFORD</b> 15857 [ 7449 ] <u>Municipal Bridges</u>	BREEZY HILL ROAD	BRIDGE REPLACEMENT OVER WARNER RIVER - 161/145 {Red List} [SAB*4216] {State Aid Bridge Program}				Specific project from Statewide program, Local Administration.
Highway and Bridge		C 2018 SAB - STATE AID BRIDGE (State FY), 20% = Town	.981	2018		
		P 2018 SAB - STATE AID BRIDGE (State FY), 20% = Town	.159			
		R 2018 SAB - STATE AID BRIDGE (State FY), 20% = Town	.017			
		<b>I-Total:</b>	1.157			
<b>BRADFORD</b> 16106 [ 7697 ] <u>Municipal Bridges</u>	BREEZY HILL ROAD	BRIDGE REPLACEMENT OVER MASSASECUM RIVER - 170/129 {Red List} [SAB*4216] {State Aid Bridge Program}				Specific project from Statewide program, Local Administration.
Highway and Bridge		C 2018 SAB - STATE AID BRIDGE (State FY), 20% = Town	.794	2018		
		P 2018 SAB - STATE AID BRIDGE (State FY), 20% = Town	.142			
		R 2018 SAB - STATE AID BRIDGE (State FY), 20% = Town	.028			
		<b>I-Total:</b>	.964			
<b>CANAAN</b> 26664 [ 8770 ] <u>Municipal Bridges</u>	LARY POND RD	BRIDGE REPLACEMENT OVER LARY POND BROOK - 156/155 [SAB]				Specific project from Statewide program, Local Administration.
Highway and Bridge		C 2020 SAB - STATE AID BRIDGE (State FY), 20% = Town	.365			New Project
		P 2020 SAB - STATE AID BRIDGE (State FY), 20% = Town	.054			
		R 2020 SAB - STATE AID BRIDGE (State FY), 20% = Town	.002			
		<b>I-Total:</b>	.422			
<b>CANAAN</b> 26702 [ 11716 ] <u>Municipal Bridges</u>	NORTH LARY ROAD	BRIDGE REPLACEMENT OVER LARY POND BROOK - 165/146				Specific project from Statewide program, Local Administration.
Highway and Bridge		C 2021 SAB - STATE AID BRIDGE (State FY), 20% = Town	.579			New Project
		P 2021 SAB - STATE AID BRIDGE (State FY), 20% = Town	.075			
		R 2021 SAB - STATE AID BRIDGE (State FY), 20% = Town	.006			
		<b>I-Total:</b>	.660			

Phase: C = Construction P = Preliminary Engineering R = Right of Way

Project Name/#/Id	Route/Road:	Location; Scope of Work	I\$(M)	Previous Prog. Yr	Previous Total\$	Comments:		
<b>CANAAN</b> 26703 [ 11720 ] <u>Municipal Bridges</u>	LASHUA ROAD	BRIDGE REPLACEMENT OVER MACOMA RIVER - 122/136, STATE AID BRIDGE (SAB)				Specific project from Statewide program, Local Administration.		
			C	2022	SAB - STATE AID BRIDGE (State FY), 20% = Town		.575	New Project
			P	2022	SAB - STATE AID BRIDGE (State FY), 20% = Town		.077	
			R	2022	SAB - STATE AID BRIDGE (State FY), 20% = Town		.006	
Highway and Bridge		<b>I-Total:</b>	.659					
<b>CANAAN</b> 26704 [ 8771 ] <u>Municipal Bridges</u>	CLARK POND RD	BRIDGE REPLACEMENT OVER CLARK POND BROOK - 101/152				Specific project from Statewide program, Local Administration.		
			C	2022	SAB - STATE AID BRIDGE (State FY), 20% = Town		.399	New Project
			P	2022	SAB - STATE AID BRIDGE (State FY), 20% = Town		.058	
			R	2022	SAB - STATE AID BRIDGE (State FY), 20% = Town		.003	
Highway and Bridge		<b>I-Total:</b>	.459					
<b>CENTER HARBOR</b> 24579 [ 8605 ] <u>Red List Bridges</u>	WAUKEWAN ROAD	BRIDGE REPLACEMENT OVER LAKE WAUKEWAN OUTLET - 080/040 {Redlist Bridge}				2013 Bridge Priority #80		
			C	2024	M240 - STP - Flexible		1.507	New Project
			P	2015	M240 - STP - Flexible		.057	
					<b>I-Total:</b>		1.564	
Highway and Bridge								
<b>CLAREMONT</b> 13248 [ 739 ] <u>Other Projects</u>	NH 12	NORTH STREET INTERSECTION RELOCATION [Section 1702 - Designated Project; Demo Id NH039 & NH059]						
			C	2015	HY20 - HIGH PRIORITY PROJ SEC 1702		.671	2013
			C	2015	LY10 - HIGH PRIORITY PROJ SEC 1702		.371	2013
			C	2015	LY20 - HIGH PRIORITY PROJ SEC 1702		2.688	2013
Highway and Bridge		<b>I-Total:</b>	3.730					
<b>Claremont</b> 27691 [ 12299 ] <u>Red List Bridges</u>	NH 12A	Bridge rehabilitation, over Sugar River Br #072/172 (RED LIST)				Bridge Priority List #72.		
			C	2022	M240 - STP - Flexible		5.790	New Project
					<b>I-Total:</b>		5.790	
			Highway and Bridge					
<b>COAST</b> 68069 [ 8572 ] <u>Transit</u>	COAST	CAPITAL EQUIPMENT PURCHASES AND OPERATING SUPPORT FOR COAST BUS SERVICES {CMAQ}				Project Established 2013.		
				2015	M400 - CMAQ - Congestion Mitigation & Air Quality Improve		.735	New Project
					<b>I-Total:</b>		.735	
			Highway and Bridge					

Phase: C = Construction P = Preliminary Engineering R = Right of Way

Project Name/#/Id	Route/Road:	Location; Scope of Work	I\$(M)	Previous Prog. Yr	Previous Total\$	Comments:
<b>COLUMBIA</b> 16302 [ 7360 ] <u>Bridges</u>	US 3	REHABILITATE / REPLACE BRIDGE OVER CONE BROOK - 059/089				Priority Corridor Weight Restricted Bridge (C1)
		C 2019 L1C0 - BRIDGE PROGRAM - ON/OFF SYSTEM	1.171	2019		
		P 2015 L1C0 - BRIDGE PROGRAM - ON/OFF SYSTEM	.103			
		R 2015 L1C0 - BRIDGE PROGRAM - ON/OFF SYSTEM	.052			
Highway and Bridge			<b>I-Total:</b>		1.325	
<b>CONCORD</b> 12004 [ 293 ] <u>Red List Bridges</u>	SEWALLS FALLS ROAD	REPLACE BRIDGE OVER MERRIMACK RIVER - 070/117 [Section 1702 - Designated Project; Demo Id NH045] {Red List}				Earmark Funding (partial). City pays 20% match, Municipal Red List Bridge. {LPA} Local Project Administration. Advance construction payback.
		C 2015 M240 - STP - Flexible	4.128			
		C 2016 M240 - STP - Flexible	3.195			
Highway and Bridge			<b>I-Total:</b>		7.323	
<b>CONCORD</b> 15877 [ 7469 ] <u>Municipal Bridges</u>	HOOKSETT TURNPIKE (Local Rd)	BRIDGE REPLACEMENT OVER BELA BROOK - 200/015 {Red List} [SAB*4216] {State Aid Bridge Program}				Specific project from Statewide program, Local Administration.
		C 2018 SAB - STATE AID BRIDGE (State FY), 20% = Town	.544	2018		
		P 2018 SAB - STATE AID BRIDGE (State FY), 20% = Town	.142			
		R 2018 SAB - STATE AID BRIDGE (State FY), 20% = Town	.017			
Highway and Bridge			<b>I-Total:</b>		.703	
<b>CONCORD</b> 15878 [ 7470 ] <u>Municipal Bridges</u>	BIRCHDALE ROAD	BRIDGE REPLACEMENT OVER BELA BROOK - 193/027 [SAB*4216] {State Aid Bridge Program}				Specific project from Statewide program, Local Administration.
		C 2018 SAB - STATE AID BRIDGE (State FY), 20% = Town	.544	2018		
		P 2018 SAB - STATE AID BRIDGE (State FY), 20% = Town	.142			
		R 2018 SAB - STATE AID BRIDGE (State FY), 20% = Town	.017			
Highway and Bridge			<b>I-Total:</b>		.703	
<b>CONCORD</b> CNH4 [ 9001 ] <u>Other Projects</u>	I-89, NH 13 (Clinton St)	EXIT 2 NB & SB RAMP INTERSECTION IMPROVEMENTS				
		C 2023 M240 - STP - Flexible	2.788	New Project		
		P 2021 M240 - STP - Flexible	.299			
		R 2021 M240 - STP - Flexible	.007			
Highway and Bridge			<b>I-Total:</b>		3.095	

Phase: C = Construction P = Preliminary Engineering R = Right of Way

Project Name/#/Id	Route/Road:	Location; Scope of Work	I\$(M)	Previous Prog. Yr	Previous Total\$	Comments:
<b>CONCORD - PEMBROKE</b> 14841 A [ 6743 ] <u>Municipal Bridges</u>	NORTH PEMBROKE ROAD	BRIDGE REHABILITATION OVER SOUHOOK RIVER - 183/156				Specific project from Statewide program, Local Administration.
		C 2017 SAB - STATE AID BRIDGE (State FY), 20% = Town	.594	2017		
		P 2017 SAB - STATE AID BRIDGE (State FY), 20% = Town	.110			
		R 2017 SAB - STATE AID BRIDGE (State FY), 20% = Town	.011			
Highway and Bridge		<b>I-Total:</b>	.714			
<b>CONWAY</b> 14958 [ 5552 ] <u>Bridges</u>	NH 16	BRIDGE REHABILITATION OVER SACO RIVER - 170/071				2013 Bridge Priority #66.
Highway and Bridge		C 2018 L1C0 - BRIDGE PROGRAM - ON/OFF SYSTEM	3.905	2018		
		<b>I-Total:</b>	3.905			
<b>CONWAY</b> 15864 [ 7458 ] <u>Red List Bridges</u>	US 302	REPLACE BRIDGE OVER CONWAY LAKE OUTLET - 158/137 {Red List} {Federal Aid Bridge}				2013 Bridge Priority #41.
Highway and Bridge		C 2020 L1C0 - BRIDGE PROGRAM - ON/OFF SYSTEM	3.721	2022		
		<b>I-Total:</b>	3.721			
<b>DANBURY</b> 16303 [ 7347 ] <u>Bridges</u>	US 4	REHABILITATE BRIDGE OVER NHRR - 156/104				2013 Bridge Priority #48
Highway and Bridge		C 2020 L250 - STP - RURAL AREAS < 5,000k	1.993	2020		
		<b>I-Total:</b>	1.993			
<b>DEERFIELD</b> 24477 [ 8735 ] <u>Red List Bridges</u>	NH 107	REPLACE BRIDGE OVER FREESE POND - 137/116 (RED LIST BRIDGE)				2013 Bridge Priority #55
Highway and Bridge		C 2023 M240 - STP - Flexible	1.461	New Project		
		<b>I-Total:</b>	1.461			
<b>DERRY</b> 16118 [ 7708 ] <u>Municipal Bridges</u>	DREW ROAD	BRIDGE REPLACEMENT OVER DREW BROOK - 167/101 [SAB*4216] {State Aid Bridge Program}				Specific project from Statewide program, Local Administration.
Highway and Bridge		C 2019 SAB - STATE AID BRIDGE (State FY), 20% = Town	.268	2019		
		<b>I-Total:</b>	.268			



Project Name/#/Id	Route/Road:	Location; Scope of Work	I\$(M)	Previous Prog. Yr	Previous Total\$	Comments:
<b>Dover to Rochester</b> SRPC1 [ 9007 ] <u>Other Projects</u>	NH 108	NH 108 Dover to Rochester (U-Alternative) Complete Street improvements, to improve safety and congestion along corridor.				
		C 2023 M240 - STP - Flexible	6.639			New Project
		C 2024 M240 - STP - Flexible	3.426			New Project
		P 2018 M240 - STP - Flexible	.227			
		P 2020 M240 - STP - Flexible	.362			
		R 2021 M240 - STP - Flexible	.249			
Highway and Bridge			<b>I-Total:</b>			10.903
<b>DUBLIN</b> 15684 [ 7208 ] <u>Municipal Bridges</u>	CHARCOAL ROAD	BRIDGE REPLACEMENT OVER CHARCOAL BROOK - 085/103 (SAB) {Red List}				Specific project from Statewide program, Local Administration.
		C 2015 SAB - STATE AID BRIDGE (State FY), 20% = Town	1.018	2015		
		P 2015 SAB - STATE AID BRIDGE (State FY), 20% = Town	.160			
		R 2015 SAB - STATE AID BRIDGE (State FY), 20% = Town	.005			
Highway and Bridge			<b>I-Total:</b>			1.183
<b>DUMMER</b> 15815 [ 7397 ] <u>Municipal Bridges</u>	OLD NH 110	BRIDGE REHABILITATION - 042/043 {Red List} [SAB*4216] {State Aid Bridge Program}				Specific project from Statewide program, Local Administration.
		C 2017 SAB - STATE AID BRIDGE (State FY), 20% = Town	1.052	2017		
		P 2017 SAB - STATE AID BRIDGE (State FY), 20% = Town	.148			
Highway and Bridge			<b>I-Total:</b>			1.200
<b>DUMMER - CAMBRIDGE - ERROL</b> 16304 [ 2766 ] <u>Other Projects</u>	NH 16	WIDEN & REHABILITATE FROM ERROL SOUTHERLY 10 MILES				Specific breakout project limits being prioritized.
		C 2016 L250 - STP - RURAL AREAS < 5,000k	3.163	2015		
		C 2017 L250 - STP - RURAL AREAS < 5,000k	2.418	2015		
Highway and Bridge			<b>I-Total:</b>			5.581

Project Name#/Id	Route/Road:	Location; Scope of Work	I\$(M)	Previous Prog. Yr	Previous Total\$	Comments:
<b>DURHAM</b> 16236 [ 4059 ] <u>Bridges</u>	US 4	BRIDGE REPLACEMENT & APPROACHES OVER BUNKER CREEK - 145/116. BRIDGE IS 40 ON THE BRIDGE PRIORITY LIST				2013 Bridge Priority #26
		C 2019 L050 - NATIONAL HIGHWAY SYSTEM	5.151	2020		
		P 2015 L050 - NATIONAL HIGHWAY SYSTEM	.057			
		P 2016 L050 - NATIONAL HIGHWAY SYSTEM	.234			
		P 2016 M001 - National Highway Performance Program (NHPP)	.117			
		R 2017 L050 - NATIONAL HIGHWAY SYSTEM	.121			
		R 2018 L050 - NATIONAL HIGHWAY SYSTEM	.250			
Highway and Bridge		<b>I-Total:</b>	5.929			
<b>DURHAM</b> 16254 [ 3286 ] <u>Other Projects</u>	US 4 / NH 108	INTERSECTION IMPROVEMENTS AT THE US 4 RAMP INTERSECTION WITH NH 108.				From Route 4 Safety Study.
		C 2020 L050 - NATIONAL HIGHWAY SYSTEM	.664			Previously Programmed Beyond TYP (Deferred)
		P 2018 L050 - NATIONAL HIGHWAY SYSTEM	.170			
		R 2018 L050 - NATIONAL HIGHWAY SYSTEM	.057			
Highway and Bridge		<b>I-Total:</b>	.891			
<b>DURHAM - NEWMARKET</b> 13080 B [ 7981 ] <u>Other Projects</u>	NH 108	CONSTRUCT 4' BIKE SHOULDERS FROM OYSTER RIVER BR. TO DURHAM / NEWMARKET T/L AND HAMEL BROOK BR. TO SANBORN AVE [98-17TE] (STP & TE PROGRAM) (Parent=13080)				
		C 2015 L200 - STP - AREAS LESS THAN 200,000	3.405	2014		
Highway and Bridge		<b>I-Total:</b>	3.405			
<b>EAST KINGSTON</b> 26942 [ 11724 ] <u>Red List Bridges</u>	NH 107A	DECK REPLACEMENT AND REHABILITATION OVER B&M RAILROAD & ROAD - 061/064 (RED LIST BRIDGE)				Bridge Priority #49.
		C 2019 M233 - STP - Off-System Bridge	3.863			New Project
		P 2015 L110 - BRIDGE PROGRAM - OFF SYSTEM	.227			
		P 2016 L110 - BRIDGE PROGRAM - OFF SYSTEM	.176			
Highway and Bridge		<b>I-Total:</b>	4.266			
<b>EATON</b> 15997 [ 7598 ] <u>Municipal Bridges</u>	ROBERTS ROAD	BRIDGE REPLACEMENT OVER SNOW BROOK - 078/114 {Red List} [SAB*4216] {State Aid Bridge Program}				Specific project from Statewide program, Local Administration.
		C 2019 SAB - STATE AID BRIDGE (State FY), 20% = Town	.812	2019		
		P 2019 SAB - STATE AID BRIDGE (State FY), 20% = Town	.105			
		R 2019 SAB - STATE AID BRIDGE (State FY), 20% = Town	.006			
Highway and Bridge		<b>I-Total:</b>	.923			

Phase: C = Construction P = Preliminary Engineering R = Right of Way

Project Name/#/Id	Route/Road:	Location; Scope of Work		I\$(M)	Previous Prog. Yr	Previous Total\$	Comments:
<b>ENFIELD</b> 12967 B [ 7619 ] <u>Other Projects</u>	MAIN STREET	IMPROVEMENTS TO RAIL TRAIL CROSSING (12967 Breakout)					
Highway and Bridge		C 2016 L250 - STP - RURAL AREAS < 5,000k		.692		New Project	
				<b>I-Total:</b>		.692	
<b>Enfield</b> UVLS [ 9009 ] <u>Other Projects</u>	US 4	Add Shoulders, Improve Horizontal Curves, Remove Clear Zone Obstructions on U.S. Route 4 in Enfield					
Highway and Bridge		C 2024 M240 - STP - Flexible		6.988		New Project	
				<b>I-Total:</b>		6.988	
<b>Epping</b> RPC11 [ 99992 ] <u>Other Projects</u>	NH 125	Capacity improvements from NH 27 to NH 87					
Highway and Bridge		C 2022 M001 - National Highway Performance Program (NHPP)		9.650		New Project	
		P 2020 M001 - National Highway Performance Program (NHPP)		1.208			
		R 2021 M001 - National Highway Performance Program (NHPP)		.623			
				<b>I-Total:</b>		11.481	
<b>EPSOM</b> 15766 [ 7302 ] <u>Municipal Bridges</u>	ECHO VALLEY FARM ROAD	BRIDGE REPLACEMENT OVER GRIFFIN BROOK - 156/103 {Red List} [SAB*4216] {State Aid Bridge Program}					Specific project from Statewide program, Local Administration.
Highway and Bridge		C 2016 SAB - STATE AID BRIDGE (State FY), 20% = Town		.421		2016	
		P 2016 SAB - STATE AID BRIDGE (State FY), 20% = Town		.043			
				<b>I-Total:</b>		.463	
<b>EXETER</b> 15399 [ 6899 ] <u>Municipal Bridges</u>	STRING BRIDGE ROAD	BRIDGE REHABILITATION OVER SQUAMSCOTT RIVER - 102/074 & 103/074					Specific project from Statewide program, Local Administration.
Highway and Bridge		C 2015 SAB - STATE AID BRIDGE (State FY), 20% = Town		.862		2015	
		P 2015 SAB - STATE AID BRIDGE (State FY), 20% = Town		.211			
		R 2015 SAB - STATE AID BRIDGE (State FY), 20% = Town		.001			
				<b>I-Total:</b>		1.073	
<b>FARMINGTON</b> 16146 [ 6778 ] <u>Red List Bridges</u>	NH 153	REPLACE BRIDGE OVER COCHECO RIVER - 096/140 {Red List}					2013 Bridge Priority #20
Highway and Bridge		C 2016 M233 - STP - Off-System Bridge		3.515		2016	
		R 2015 LICR - BRIDGE PROGRAM - 85% ON/OFF SYSTEM		.227			
				<b>I-Total:</b>		3.742	

Phase: C = Construction P = Preliminary Engineering R = Right of Way

Project Name/#/Id	Route/Road:	Location; Scope of Work		I\$(M)	Previous Prog. Yr	Previous Total\$	Comments:
<b>FRANCESTOWN</b> 15762 [ 7298 ] <u>Municipal Bridges</u>	JUNIPER HILL ROAD	BRIDGE REPLACEMENT OVER BRENNAN BROOK - 093/087 {Red List} [SAB*4216] {State Aid Bridge Program}					Specific project from Statewide program, Local Administration.
		C 2016 SAB - STATE AID BRIDGE (State FY), 20% = Town		.527	2015		
		P 2016 SAB - STATE AID BRIDGE (State FY), 20% = Town		.101			
		R 2016 SAB - STATE AID BRIDGE (State FY), 20% = Town		.011			
Highway and Bridge				<b>I-Total:</b>		.639	
<b>FRANCESTOWN</b> 15763 [ 7299 ] <u>Municipal Bridges</u>	RUSSELL STATION ROAD	BRIDGE REPLACEMENT OVER RUSSELL - 125/058 {Red List} [SAB*4216] {State Aid Bridge Program}					Specific project from Statewide program, Local Administration.
		C 2015 SAB - STATE AID BRIDGE (State FY), 20% = Town		.702	2015		
		P 2015 SAB - STATE AID BRIDGE (State FY), 20% = Town		.144			
		R 2015 SAB - STATE AID BRIDGE (State FY), 20% = Town		.005			
Highway and Bridge				<b>I-Total:</b>		.851	
<b>FRANCESTOWN</b> 15764 [ 7300 ] <u>Municipal Bridges</u>	WOODWARD HILL ROAD	BRIDGE REPLACEMENT OVER BRENNAN BROOK - 121/077 {Red List} [SAB*4216] {State Aid Bridge Program}					Specific project from Statewide program, Local Administration.
		C 2016 SAB - STATE AID BRIDGE (State FY), 20% = Town		.506	2016		
		P 2016 SAB - STATE AID BRIDGE (State FY), 20% = Town		.101			
		R 2016 SAB - STATE AID BRIDGE (State FY), 20% = Town		.005			
Highway and Bridge				<b>I-Total:</b>		.612	
<b>FRANCESTOWN</b> 15765 [ 7301 ] <u>Municipal Bridges</u>	SOUTH NEW BOSTON ROAD	BRIDGE REPLACEMENT OVER PISCATAQUOG RIVER - 149/058 [SAB*4216] {State Aid Bridge Program}					Specific project from Statewide program, Local Administration.
		C 2020 SAB - STATE AID BRIDGE (State FY), 20% = Town		1.033	2016		
		P 2020 SAB - STATE AID BRIDGE (State FY), 20% = Town		.169			
		R 2020 SAB - STATE AID BRIDGE (State FY), 20% = Town		.006			
Highway and Bridge				<b>I-Total:</b>		1.208	
<b>FRANCESTOWN</b> 22892 [ 8406 ] <u>Municipal Bridges</u>	2nd NH TURNPIKE SOUTH	BRIDGE REPLACEMENT OVER PISCATAQUOG RIVER - 125/077 [SAB*4216] {State Aid Bridge Program}					Specific project from Statewide program, Local Administration.
		C 2015 SAB - STATE AID BRIDGE (State FY), 20% = Town		.929	New Project		
		P 2015 SAB - STATE AID BRIDGE (State FY), 20% = Town		.139			
		R 2015 SAB - STATE AID BRIDGE (State FY), 20% = Town		.010			
Highway and Bridge				<b>I-Total:</b>		1.078	

Phase: C = Construction P = Preliminary Engineering R = Right of Way

Project Name/#/Id	Route/Road:	Location; Scope of Work	I\$(M)	Previous Prog. Yr	Previous Total\$	Comments:
<b>FRANCONIA</b> 24497 [ 8600 ] <u>Red List Bridges</u>	NH 18	BRIDGE SUPERSTRUCTURE REPLACEMENT OVER LAFAYETTE BROOK - 089/099 (RED LIST BRIDGE)				2013 Bridge Priority #83.
		C 2023 L1C0 - BRIDGE PROGRAM - ON/OFF SYSTEM	1.992			New Project
		P 2015 L1C0 - BRIDGE PROGRAM - ON/OFF SYSTEM	.114			
Highway and Bridge			<b>I-Total:</b> 2.105			
<b>FRANCONIA - LITTLETON</b> 16305 [ 3255 ] <u>Interstate Maintenance</u>	I-93	PAVEMENT REHABILITATION FROM THE FRANCONIA NOTCH TO NORTH OF EXIT 41 (9 Miles) [4R]				Interstate 4R
		C 2023 L010 - INTERSTATE MAINTENANCE	6.639	2021		
		C 2024 L010 - INTERSTATE MAINTENANCE	6.851	2022		
		P 2018 L010 - INTERSTATE MAINTENANCE	.284			
		P 2020 L010 - INTERSTATE MAINTENANCE	.302			
Highway and Bridge			<b>I-Total:</b> 14.076			
<b>FRANKLIN</b> 13928 A [ 6047 ] <u>Other Projects</u>	US 3	UPGRADE AT INTERSECTION OF INDUSTRIAL PARK DRIVE IN FRANKLIN [Section 1702 - Designated Project; Demo Id NH037 & NH057]				Earmarked funding.
		C 2015 HY20 - HIGH PRIORITY PROJ SEC 1702	.283	2014		
		C 2015 M240 - STP - Flexible	1.744			
		C 2016 HPER - HIGH PRIORITY	.994	2014		
		C 2016 LY20 - HIGH PRIORITY PROJ SEC 1702	1.707	2014		
Highway and Bridge			<b>I-Total:</b> 4.728			
<b>FREEDOM</b> 15987 [ 7581 ] <u>Municipal Bridges</u>	OSSIPEE LAKE ROAD	BRIDGE REPLACEMENT - 115/074 [SAB*4216] {State Aid Bridge Program}				Specific project from Statewide program, Local Administration.
		C 2019 SAB - STATE AID BRIDGE (State FY), 20% = Town	.562	2019		
		P 2019 SAB - STATE AID BRIDGE (State FY), 20% = Town	.082			
		R 2019 SAB - STATE AID BRIDGE (State FY), 20% = Town	.006			
Highway and Bridge			<b>I-Total:</b> .650			
<b>FREMONT</b> 23793 [ 8526 ] <u>Municipal Bridges</u>	MARTIN ROAD	BRIDGE REPLACEMENT OVER PISCASSIC RIVER - 155/133 [SAB*4216] {State Aid Bridge Program}				Specific project from Statewide program, Local Administration.
		C 2021 SAB - STATE AID BRIDGE (State FY), 20% = Town	.517			New Project
		P 2021 SAB - STATE AID BRIDGE (State FY), 20% = Town	.118			
		R 2021 SAB - STATE AID BRIDGE (State FY), 20% = Town	.012			
Highway and Bridge			<b>I-Total:</b> .648			

Project Name/#/Id	Route/Road:	Location; Scope of Work	I\$(M)	Previous Prog. Yr	Previous Total\$	Comments:
<b>GILFORD</b> 15890 [ 7481 ] <u>Municipal Bridges</u>	BELKNAP MOUNTAIN ROAD	BRIDGE REPAIR / REPLACEMENT - 184/098 {Red List} [SAB*4216] {State Aid Bridge Program}				Specific project from Statewide program, Local Administration.
Highway and Bridge		C 2018 SAB - STATE AID BRIDGE (State FY), 20% = Town	.068	2018		
		<b>I-Total:</b>	.068			
<b>GILFORD</b> 15903 [ 7494 ] <u>Red List Bridges</u>	US 3 BYP & NH 11	BRIDGE REHABILITATION / DECK REPLACEMENT OVER NH 11A - 160/053 {Red List}				Bridge Priority List #50.
Highway and Bridge		C 2022 LIC0 - BRIDGE PROGRAM - ON/OFF SYSTEM	2.618	New Project		
		<b>I-Total:</b>	2.618			
<b>GILFORD</b> 21107 [ 8020 ] <u>Municipal Bridges</u>	OLD LAKESHORE ROAD	BRIDGE REHABILITATION OVER GUNSTOCK RIVER - 106/099 [SAB*4216] {State Aid Bridge Program}				Specific project from Statewide program, Local Administration.
Highway and Bridge		C 2019 SAB - STATE AID BRIDGE (State FY), 20% = Town	.375	New Project		
		P 2019 SAB - STATE AID BRIDGE (State FY), 20% = Town	.117			
		R 2019 SAB - STATE AID BRIDGE (State FY), 20% = Town	.006			
		<b>I-Total:</b>	.498			
<b>GILMANTON</b> 16232 [ 7808 ] <u>Municipal Bridges</u>	STAGE ROAD	BRIDGE REPLACEMENT - 106/041 [SAB*4216] {State Aid Bridge Program}				Specific project from Statewide program, Local Administration.
Highway and Bridge		C 2019 SAB - STATE AID BRIDGE (State FY), 20% = Town	.603	2019		
		P 2019 SAB - STATE AID BRIDGE (State FY), 20% = Town	.146			
		R 2019 SAB - STATE AID BRIDGE (State FY), 20% = Town	.012			
		<b>I-Total:</b>	.761			
<b>GILMANTON</b> 16233 [ 7809 ] <u>Municipal Bridges</u>	STAGE ROAD	BRIDGE REPLACEMENT OVER NIGHTHAWK HOLLOW BROOK - 122/041 [SAB*4216] {State Aid Bridge Program}				Specific project from Statewide program, Local Administration.
Highway and Bridge		C 2019 SAB - STATE AID BRIDGE (State FY), 20% = Town	.901	2019		
		P 2019 SAB - STATE AID BRIDGE (State FY), 20% = Town	.164			
		R 2019 SAB - STATE AID BRIDGE (State FY), 20% = Town	.018			
		<b>I-Total:</b>	1.083			

Project Name/#/Id	Route/Road:	Location; Scope of Work		I\$(M)	Previous Prog. Yr	Previous Total\$	Comments:
<b>GILMANTON</b> 16234 [ 7810 ] <b><u>Municipal Bridges</u></b>	CRYSTAL LAKE ROAD	BRIDGE REHAB / REPLACEMENT OVER NELSON BROOK - 174/094 [SAB*4216] {State Aid Bridge Program}					Specific project from Statewide program, Local Administration.
		C 2018 SAB - STATE AID BRIDGE (State FY), 20% = Town		.703	2018		
		P 2018 SAB - STATE AID BRIDGE (State FY), 20% = Town		.136			
		R 2018 SAB - STATE AID BRIDGE (State FY), 20% = Town		.011			
Highway and Bridge				<b>I-Total:</b>		.851	
<b>Hampton</b> CS4 [ 9022 ] <b><u>Interstate Maintenance</u></b>	NH 1A	Engineering study/ design for Ocean Boulevard Improvements					PE only for Engineering study and Preliminary Design. Construction funding to be determined.
		P 2018 M240 - STP - Flexible		.250	New Project		
Highway and Bridge				<b>I-Total:</b>		.250	
<b>HAMPTON - PORTSMOUTH</b> 26485 [ 8744 ] <b><u>Mandated Federal</u></b>	HAMPTON BRANCH RAIL CORRIDOR	RAIL CORRIDOR FROM HAMPTON TO PORTSMOUTH APPROXIMATELY 9.7 MILES TO IMPROVE TRAIL SURFACE [13-01CM]					
		C 2015 L400 - CONGESTION MITIGATION & AIR QUALITY IMPROVEMENT		1.022	New Project		
Highway and Bridge				<b>I-Total:</b>		1.022	
<b>Hampton Falls</b> RPC4 [ 90001 ] <b><u>Other Projects</u></b>	US 1	Intersection and Capacity Improvements					PE only for Engineering study and Preliminary Design. Construction funding to be determined.
		P 2018 M001 - National Highway Performance Program (NHPP)		.250	New Project		
Highway and Bridge				<b>I-Total:</b>		.250	
<b>HARRISVILLE</b> 16114 [ 7703 ] <b><u>Municipal Bridges</u></b>	SOUTH ROAD	BRIDGE REPLACEMENT OVER MINNEWAWA BROOK - 061/060 {Red List} [SAB*4216] {State Aid Bridge Program}					Specific project from Statewide program, Local Administration.
		C 2019 SAB - STATE AID BRIDGE (State FY), 20% = Town		.109	2019		
		P 2019 SAB - STATE AID BRIDGE (State FY), 20% = Town		.128			
		R 2019 SAB - STATE AID BRIDGE (State FY), 20% = Town		.002			
Highway and Bridge				<b>I-Total:</b>		.238	

Project Name/#/Id	Route/Road:	Location; Scope of Work	I\$(M)	Previous Prog. Yr	Previous Total\$	Comments:
<b>HAVERHILL</b> 16238 [ 7815 ] <u>Red List Bridges</u>	MILL STREET	BRIDGE REPLACEMENT OVER ABANDONED RAILROAD - 215/158 {Red List}				2013 Bridge Priority #89
Highway and Bridge		C 2018 L110 - BRIDGE PROGRAM - OFF SYSTEM	1,248	2018		
		<b>I-Total:</b>	1,248			
<b>HINSDALE, NH - BRATTLEBORO, VT</b> 12210 [ 591 ] <u>Bridges</u>	NH 119	REPLACE 2 BRIDGES OVER CONNECTICUT RIVER - 041/040 & 042/044, BY CONSTRUCTING A NEW BRIDGE 043/044 JUST DOWNSTREAM [Section 1602 - Designated Project; Demo Id NH018 & NH021] [Parent = 12110#]				2013 Bridge Priority #32 and #33.
Highway and Bridge		C 2021 L1C0 - BRIDGE PROGRAM - ON/OFF SYSTEM	21,256	New Project		
		C 2022 L1C0 - BRIDGE PROGRAM - ON/OFF SYSTEM	13,445	New Project		
		C 2022 Q920 - HIGH PRIORITY PROJ SEC 1602	.991	New Project		
		C 2022 VT - VERMONT'S CONTRIBUTION	8,492	New Project		
		P 2016 Q920 - HIGH PRIORITY PROJ SEC 1602	.347			
		P 2017 Q920 - HIGH PRIORITY PROJ SEC 1602	.605			
		P 2018 Q920 - HIGH PRIORITY PROJ SEC 1602	.250			
		R 2016 Q920 - HIGH PRIORITY PROJ SEC 1602	.297			
		<b>I-Total:</b>	45,681			
<b>HOOKSETT</b> 24862 [ 8613 ] <u>Bridges</u>	NH 3A	RECONSTRUCT AND WIDEN FROM COMMERCE ROAD NORTH TO GOONAN ROAD [SAH*4217] {State Aid Highway Program}				Specific project from Statewide program, Local Administration.
Highway and Bridge		C 2016 SAH - STATE AID HIGHWAY (State FY), 33.3% = Town	.320	New Project		
		C 2017 SAH - STATE AID HIGHWAY (State FY), 33.3% = Town	.659			
		P 2015 SAH - STATE AID HIGHWAY (State FY), 33.3% = Town	.186			
		R 2015 SAH - STATE AID HIGHWAY (State FY), 33.3% = Town	.124			
		<b>I-Total:</b>	1,289			
<b>HOOKSETT</b> SNH17 [ 9006 ] <u>Other Projects</u>	US 3/NH 28	Reconstruction and Widening: Martins Ferry Rd to West Alice St				
Highway and Bridge		C 2023 M001 - National Highway Performance Program (NHPP)	6,639	New Project		
		C 2024 M001 - National Highway Performance Program (NHPP)	6,851	New Project		
		P 2019 M001 - National Highway Performance Program (NHPP)	1,171			
		R 2021 M001 - National Highway Performance Program (NHPP)	2,493			
		<b>I-Total:</b>	17,154			



Project Name/#/Id	Route/Road:	Location; Scope of Work	I\$(M)	Previous Prog. Yr	Previous Total\$	Comments:
<b>HUDSON</b> 13353 [ 2837 ] <u>Municipal Bridges</u>	MELENDY ROAD	BRIDGE REHABILITATION OVER HADLEY BROOK - 114/083				Specific project from Statewide program, Local Administration.
		C 2016 SAB - STATE AID BRIDGE (State FY), 20% = Town	.085	2014		
		P 2016 SAB - STATE AID BRIDGE (State FY), 20% = Town	.016			
		R 2016 SAB - STATE AID BRIDGE (State FY), 20% = Town	.005			
Highway and Bridge		<b>I-Total:</b>	.107			
<b>HUDSON</b> 13354 [ 2838 ] <u>Municipal Bridges</u>	COUNTY ROAD	BRIDGE REHABILITATION AND WIDENING OVER SECOND BROOK - 126/083				Specific project from Statewide program, Local Administration.
		C 2016 SAB - STATE AID BRIDGE (State FY), 20% = Town	.133	2013		
		P 2016 SAB - STATE AID BRIDGE (State FY), 20% = Town	.032			
		R 2016 SAB - STATE AID BRIDGE (State FY), 20% = Town	.005			
Highway and Bridge		<b>I-Total:</b>	.170			
<b>Jackson</b> 27709 [ 12301 ] <u>Red List Bridges</u>	NH 32	Bridge replacement, over Ellis River Br # 144/056. (RED LIST)				2013 Bridge Priority 84.
		C 2023 M240 - STP - Flexible	5,311			New Project
Highway and Bridge		<b>I-Total:</b>	5,311			
<b>JAFFREY</b> 16307 [ 7442 ] <u>Other Projects</u>	US 202	RECONFIGURE 'DOG-LEG' @ INTERSECTION OF NH 124				
		C 2020 L250 - STP - RURAL AREAS < 5,000k	8,239	2022		
		P 2015 L250 - STP - RURAL AREAS < 5,000k	.227			
		P 2017 L250 - STP - RURAL AREAS < 5,000k	.302			
		R 2018 L250 - STP - RURAL AREAS < 5,000k	.312			
Highway and Bridge		<b>I-Total:</b>	9,080			
<b>JEFFERSON</b> 16153 [ 7728 ] <u>Red List Bridges</u>	US 2	BRIDGE REHABILITATION OVER ISRAEL RIVER - 046/178 {Red List}				2013 Bridge Priority #54
		C 2021 L1C0 - BRIDGE PROGRAM - ON/OFF SYSTEM	3,116	2021		
Highway and Bridge		<b>I-Total:</b>	3,116			

Project Name/#/Id	Route/Road:	Location; Scope of Work	I\$(M)	Previous Prog. Yr	Previous Total\$	Comments:
<b>JEFFERSON - RANDOLPH</b> 13602 B [ 6036 ]	US 2	RECONSTRUCTION, SAFETY IMPROVEMENTS & SHOULDER WIDENING FROM NH 115 INTERSECTION EAST APPROX. 2.3 MILES TO JEFFERSON / RANDOLPH T/L (Construction only) {National Corridor Preservation & Border Crossing}				Scope intended to address pavement and specific problem areas.
<u>Other Projects</u>						
		C 2023 M001 - National Highway Performance Program (NHPP)	5,975			New Project
		C 2024 M001 - National Highway Performance Program (NHPP)	4,796			New Project
		P 2019 M001 - National Highway Performance Program (NHPP)	.644			
		P 2020 M001 - National Highway Performance Program (NHPP)	1,208			
		R 2021 M001 - National Highway Performance Program (NHPP)	.623			
Highway and Bridge			<b>I-Total:</b>			13,246
<b>KEENE</b> 10309 B [ 1828 ]	WINCHESTER STREET	RECONSTRUCTION FROM NH 101 ROUNDABOUT NORTH TO PEARL STREET / ISLAND STREET INCLUDING INTERSECTION AT KEY ROAD [MUPCA*450] {Municipal Urban Projects}				Formerly considered with overall Keene-Swanzey project. In lieu of Keene 12230 West Street project. Local Administration and 20% match.
<u>Other Projects</u>						
		C 2017 L200 - STP - AREAS LESS THAN 200,000	2,830			2017
		C 2018 L200 - STP - AREAS LESS THAN 200,000	2,466			2017
Highway and Bridge			<b>I-Total:</b>			5,296
<b>KEENE</b> 15854 [ 7429 ]	ROXBURY STREET	BRIDGE REPLACEMENT OVER BEAVER BROOK - 140/077 {Red List} [SAB*4216] {State Aid Bridge Program}				Specific project from Statewide program, Local Administration.
<u>Municipal Bridges</u>						
		C 2018 SAB - STATE AID BRIDGE (State FY), 20% = Town	.578			2018
		P 2018 SAB - STATE AID BRIDGE (State FY), 20% = Town	.119			
		R 2018 SAB - STATE AID BRIDGE (State FY), 20% = Town	.011			
Highway and Bridge			<b>I-Total:</b>			.709
<b>KEENE</b> 16152 [ 7727 ]	NH 9 & NH 10	BRIDGE REHABILITATION - 129/099 {Red List}				2013 Bridge Priority #73
<u>Red List Bridges</u>						
		C 2021 L1C0 - BRIDGE PROGRAM - ON/OFF SYSTEM	2,057			2021
Highway and Bridge			<b>I-Total:</b>			2,057
<b>KEENE - SWANZEY</b> 10309 P [ 6189 ]	NH 9/10/12/101	CONSTRUCTION OF MULTI-USE TRAIL BRIDGE OVER NH 12/101, AND MITIGATION SITE (Parent = Keene-Swanzey 10309)				Incremental/interim improvement. Regional Priority.
<u>Other Projects</u>						
		C 2021 L050 - NATIONAL HIGHWAY SYSTEM	2,200			Previous Ten Yr Plan "Recommended Future Addition"
Highway and Bridge			<b>I-Total:</b>			2,200

Phase: C = Construction P = Preliminary Engineering R = Right of Way

Project Name/#/Id	Route/Road:	Location; Scope of Work	I\$(M)	Previous Prog. Yr	Previous Total\$	Comments:
<b>LACONIA</b> 16144 [ 7723 ] <u>Red List Bridges</u>	US 3	BRIDGE REHABILITATION OVER NH RAILROAD - 131/154 {Red List}				2013 Bridge Priority #61
Highway and Bridge		C 2018 L1C0 - BRIDGE PROGRAM - ON/OFF SYSTEM	1.872	2021		
		<b>I-Total:</b>	1.872			
<b>LACONIA</b> 26706 [ 11723 ] <u>Municipal Bridges</u>	ACADEMY STREET	BRIDGE REPLACEMENT OVER DURKEE BROOK - 121/037, STATE AID BRIDGE				Specific project from Statewide program, Local Administration.
Highway and Bridge		C 2020 SAB - STATE AID BRIDGE (State FY), 20% = Town	.676	New Project		
		P 2020 SAB - STATE AID BRIDGE (State FY), 20% = Town	.127			
		R 2020 SAB - STATE AID BRIDGE (State FY), 20% = Town	.012			
		<b>I-Total:</b>	.815			
<b>LANCASTER, NH - GUILDHALL, VT</b> 16155 [ 3524 ] <u>Bridges</u>	US 2	BRIDGE REHABILITATION AND PAINTING OVER CONNECTICUT RIVER - 111/129 (ROGER'S RANGER'S BRIDGE)				2013 Bridge Priority #42
Highway and Bridge		C 2019 L1C0 - BRIDGE PROGRAM - ON/OFF SYSTEM	5.853	2020		
		C 2020 L1C0 - BRIDGE PROGRAM - ON/OFF SYSTEM	4.723			
		C 2020 VT - VERMONT'S CONTRIBUTION	1.087	2020		
		P 2017 L1C0 - BRIDGE PROGRAM - ON/OFF SYSTEM	.435			
		P 2017 VT - VERMONT'S CONTRIBUTION	.044			
		R 2018 L1C0 - BRIDGE PROGRAM - ON/OFF SYSTEM	.125			
		R 2018 VT - VERMONT'S CONTRIBUTION	.113			
		<b>I-Total:</b>	12.381			
<b>LEBANON</b> 10034 A [ 1890 ] <u>Other Projects</u>	US 4 (MECHANIC STREET)	RECONSTRUCTION FROM HIGH STREET TO I-89 RAMPS INCLUDING REMOVAL OF CONCRETE UNDERBASE, INSTALLATION OF SIDEWALKS, AND UPGRADE OF STORM DRAINAGE SYSTEM [MUPCA*450] {Municipal Urban Program}				Specific project from Statewide program, Local Administration. Coordinated with Municipal water/sewer project.
Highway and Bridge		C 2016 L200 - STP - AREAS LESS THAN 200,000	2.258	2016		
		<b>I-Total:</b>	2.258			
<b>LEBANON</b> 13951 [ 1875 ] <u>Red List Bridges</u>	US 4	BRIDGE REPLACEMENT OVER MASCOMA RIVER - 188/126 NEAR INTERSECTION OF US 4 AND NH 4A {Red List}				2013 Bridge Priority #4. Advance construction payback.
Highway and Bridge		C 2015 L1C0 - BRIDGE PROGRAM - ON/OFF SYSTEM	5.186			
		<b>I-Total:</b>	5.186			

Phase: C = Construction P = Preliminary Engineering R = Right of Way

Project Name/#/Id	Route/Road:	Location; Scope of Work	I\$(M)	Previous Prog. Yr	Previous Total\$	Comments:
<b>LEBANON</b> 14552 [ 6101 ] <u>Municipal Bridges</u>	US 4 & NH 10	BRIDGE REHABILITATION OVER MASCOMA RIVER (SAB) - 120/115				Specific project from Statewide program, Local Administration.
		C 2015 SAB - STATE AID BRIDGE (State FY), 20% = Town	.557		New Project	
		P 2015 SAB - STATE AID BRIDGE (State FY), 20% = Town	.103			
Highway and Bridge		<b>I-Total:</b>	.660			
<b>LEBANON</b> 15880 [ 1900 ] <u>Interstate Maintenance</u>	I-89	NB/SB ROADWAY RECONSTRUCTION AND BRIDGE DECK REPLACEMENT/REHABILITATION (7 BRIDGES: 093/109 (Red List), 094/108, 097/112, 098/111, 140/124, 141/123, 099/111) FROM MILE MARKER 54.8 TO MILE MARKER 60.0				2013 Bridge priority #29 & 30. Interstate 4R.
		C 2020 L010 - INTERSTATE MAINTENANCE	7.369	2019		
		C 2020 L1C0 - BRIDGE PROGRAM - ON/OFF SYSTEM	2.416	2019		
		C 2021 L010 - INTERSTATE MAINTENANCE	8.852	2020		
		P 2016 L010 - INTERSTATE MAINTENANCE	.103			
		P 2017 L010 - INTERSTATE MAINTENANCE	.107			
Highway and Bridge		<b>I-Total:</b>	18.846			
<b>LEBANON</b> 24221 [ 8582 ] <u>Municipal Bridges</u>	TRUES BROOK RD	BRIDGE REPLACEMENT OVER BLOODS BROOK - 066/059 [SAB*4216] {State Aid Bridge Program}				Specific project from Statewide program, Local Administration.
		C 2022 SAB - STATE AID BRIDGE (State FY), 20% = Town	1.557		New Project	
		P 2022 SAB - STATE AID BRIDGE (State FY), 20% = Town	.238			
		R 2022 SAB - STATE AID BRIDGE (State FY), 20% = Town	.019			
Highway and Bridge		<b>I-Total:</b>	1.814			
<b>LEBANON</b> 24222 [ 8583 ] <u>Municipal Bridges</u>	NH 120	BRIDGE REPLACEMENT- PARKING LOT, PED OVER NHRR (ABD) - 121/117 [SAB*4216] {State Aid Bridge Program}				Specific project from Statewide program, Local Administration.
		C 2023 SAB - STATE AID BRIDGE (State FY), 20% = Town	.677		New Project	
		P 2023 SAB - STATE AID BRIDGE (State FY), 20% = Town	.133			
		R 2023 SAB - STATE AID BRIDGE (State FY), 20% = Town	.007			
Highway and Bridge		<b>I-Total:</b>	.817			
<b>LEBANON</b> 25784 [ 8720 ] <u>Red List Bridges</u>	I-89	DECK REPLACEMENT AND BRIDGE REHABILITATION ON TWO REDLISTED BRIDGES CARRYING I-89 NB & SB OVER HARDY HILL ROAD. BR #156/117 & #155/117.				2013 Bridge Priority #27 & 28.
		C 2018 L1C0 - BRIDGE PROGRAM - ON/OFF SYSTEM	4.537		New Project	
		P 2015 M231 - STP - Areas with Population Over 5K to 200K	.284			
		R 2015 M231 - STP - Areas with Population Over 5K to 200K	.028			
Highway and Bridge		<b>I-Total:</b>	4.849			

Phase: C = Construction P = Preliminary Engineering R = Right of Way

Project Name/#/Id	Route/Road:	Location; Scope of Work	I\$(M)	Previous Prog. Yr	Previous Total\$	Comments:
<b>LEBANON</b> 25821 [ 8721 ] <u>Red List Bridges</u>	MASCOMA STREET	BRIDGE REHABILITATION AND DECK REPLACEMENT OVER I-89 - 103/116 {REDLIST}				2013 Bridge Priority #57
		C 2021 L1C0 - BRIDGE PROGRAM - ON/OFF SYSTEM	3.117			New Project
		P 2015 M231 - STP - Areas with Population Over 5K to 200K	.227			
		P 2016 M231 - STP - Areas with Population Over 5K to 200K	.234			
		R 2015 M231 - STP - Areas with Population Over 5K to 200K	.028			
Highway and Bridge			<b>I-Total:</b>			3.606
<b>LEBANON</b> UVLS2 [ 9008 ] <u>Other Projects</u>	I-89	Exit 18 Improvements.				
		C 2023 M001 - National Highway Performance Program (NHPP)	3.569			New Project
Highway and Bridge			<b>I-Total:</b>			3.569
<b>LEBANON, NH - HARTFORD, VT</b> 14957 [ 2753 ] <u>Red List Bridges</u>	US 4	REPLACE BRIDGE OVER CONNECTICUT RIVER - BR #058/127 {Red List}				2013 Bridge Priority #2. Advance construction payback.
		C 2015 M231 - STP - Areas with Population Over 5K to 200K	1.615			2013
Highway and Bridge			<b>I-Total:</b>			1.615
<b>LEBANON, NH - HARTFORD, VT</b> 16148 [ 2771 ] <u>Red List Bridges</u>	I-89	REHABILITATION & WIDENING OF BRIDGES OVER CONNECTICUT RIVER BR # 044/103 & #044/104- RED LIST BRIDGES				2013 Bridge Priorities #36 and #37.
		C 2018 L010 - INTERSTATE MAINTENANCE	12.477			2018
		C 2018 VT - VERMONT'S CONTRIBUTION	5.672			2018
		C 2019 L010 - INTERSTATE MAINTENANCE	12.877			2018
		C 2019 VT - VERMONT'S CONTRIBUTION	5.853			2018
		P 2015 L010 - INTERSTATE MAINTENANCE	.426			
		P 2015 VT - VERMONT'S CONTRIBUTION	.129			
		P 2017 L010 - INTERSTATE MAINTENANCE	.453			
		P 2017 VT - VERMONT'S CONTRIBUTION	.137			
Highway and Bridge			<b>I-Total:</b>			38.024
<b>LINCOLN</b> 15755 [ 7292 ] <u>Interstate Maintenance</u>	I-93	PAVEMENT REHABILITATION FROM EXIT 32 TO NORTH 6 MILES & BRIDGE REHABILITATION - 202/100 (Lincoln) {Red List} [4R]				2013 Bridge Priority #40. Interstate 4R. Advance construction payback.
		C 2015 M001 - National Highway Performance Program (NHPP)	4.000			2015
Highway and Bridge			<b>I-Total:</b>			4.000

Phase: C = Construction P = Preliminary Engineering R = Right of Way

Project Name/#/Id	Route/Road:	Location; Scope of Work		I\$(M)	Previous Prog. Yr	Previous Total\$	Comments:
<b>LOUDON</b> CNH [ 9002 ] <u>Other Projects</u>	NH 106	NH 106 IMPROVEMENTS PHASE 1					
		C 2020 M240 - STP - Flexible		1.499		New Project	
		C 2021 M240 - STP - Flexible		7.180		New Project	
		P 2015 M240 - STP - Flexible		.300			
		P 2017 M240 - STP - Flexible		.400			
		P 2018 M240 - STP - Flexible		.200			
Highway and Bridge				<b>I-Total:</b>		9.579	
<b>LYME, NH - THETFORD, VT</b> 14460 [ 3269 ] <u>Bridges</u>	EAST THETFORD ROAD	BRIDGE REHABILITATION OVER THE CONNECTICUT RIVER - 053/112					2013 Bridge Priority #71
		C 2022 M232 - STP - Areas with Population 5K and Under		4.267	2017		
		C 2022 NON - OTHER NON PARTICIPATING		.431	2017		
		P 2015 L250 - STP - RURAL AREAS < 5,000k		.204			
		P 2015 NON - OTHER NON PARTICIPATING		.021			
Highway and Bridge				<b>I-Total:</b>		4.923	
<b>MANCHESTER</b> 15837 [ 7415 ] <u>Municipal Bridges</u>	US 3 (ELM STREET)	BRIDGE REHABILITATION OVER B&MRR - 144/075 [SAB*4216] {State Aid Bridge Program}					Specific project from Statewide program, Local Administration.
		C 2017 SAB - STATE AID BRIDGE (State FY), 20% = Town		2.913	2017		
		P 2017 SAB - STATE AID BRIDGE (State FY), 20% = Town		.357			
		R 2017 SAB - STATE AID BRIDGE (State FY), 20% = Town		.027			
Highway and Bridge				<b>I-Total:</b>		3.297	
<b>MANCHESTER</b> 24206 [ 8577 ] <u>Municipal Bridges</u>	SALMON ST WB	RAMP BRIDGE REHABILITATION OVER RD, BMRR, MERRIMACK RIVER - 106/072 [SAB*4216] {State Aid Bridge Program}					
		C 2023 SAB - STATE AID BRIDGE (State FY), 20% = Town		.571		New Project	
		P 2023 SAB - STATE AID BRIDGE (State FY), 20% = Town		.120			
		R 2023 SAB - STATE AID BRIDGE (State FY), 20% = Town		.007			
Highway and Bridge				<b>I-Total:</b>		.697	
<b>MANCHESTER</b> 24212 [ 8579 ] <u>Municipal Bridges</u>	SALMON ST EB	RAMP BRIDGE REHABILITATION OVER RD, BMRR, MERRIMACK RIVER - 107/072 [SAB*4216] {State Aid Bridge Program}					Specific project from Statewide program, Local Administration.
		C 2024 SAB - STATE AID BRIDGE (State FY), 20% = Town		.719		New Project	
		P 2024 SAB - STATE AID BRIDGE (State FY), 20% = Town		.144			
		R 2024 SAB - STATE AID BRIDGE (State FY), 20% = Town		.007			
Highway and Bridge				<b>I-Total:</b>		.870	

Phase: C = Construction P = Preliminary Engineering R = Right of Way

Project Name/#/Id	Route/Road:	Location; Scope of Work	I\$(M)	Previous Prog. Yr	Previous Total\$	Comments:
<b>MEREDITH</b> 10430 [ 94 ] <u>Other Projects</u>	US 3 / NH 25	ROADWAY AND INTERSECTION IMPROVEMENTS @ US 3/NH 25 INTERSECTION [Section 1702 - Designated Project; Demo Id NH041, NH060, & NH071]				Priority intersection from corridor study.
		C 2017 HY10 - HIGH PRIORITY PROJ SEC 1702	.029	2017		
		C 2017 L200 - STP - AREAS LESS THAN 200,000	4.126	2017		
		C 2017 LY10 - HIGH PRIORITY PROJ SEC 1702	.060	2017		
		C 2017 LY10 - HIGH PRIORITY PROJ SEC 1702	.073	2017		
		C 2017 LY20 - HIGH PRIORITY PROJ SEC 1702	.293	2017		
		C 2017 LZ20 - EQUITY BONUS EX LIMITATION	.417	2017		
		P 2015 L200 - STP - AREAS LESS THAN 200,000	.170			
		P 2016 L200 - STP - AREAS LESS THAN 200,000	.176			
		P 2017 L200 - STP - AREAS LESS THAN 200,000	.060			
		R 2015 LY20 - HIGH PRIORITY PROJ SEC 1702	1.000			
Highway and Bridge		<b>I-Total:</b>	6.403			
<b>MEREDITH</b> 24597 [ 8587 ] <u>Red List Bridges</u>	MEREDITH CENTER ROAD	DECK REPLACEMENT & BRIDGE REHABILITATION OVER WICKWAS POND OUTLET - 131/105 {Red List Bridge}				2013 Bridge Priority #95
		C 2024 L110 - BRIDGE PROGRAM - OFF SYSTEM	1.096			New Project
		P 2015 L110 - BRIDGE PROGRAM - OFF SYSTEM	.114			
		P 2016 L110 - BRIDGE PROGRAM - OFF SYSTEM	.234			
Highway and Bridge		<b>I-Total:</b>	1.444			
<b>MERRIMACK</b> 10136 D [ 8001 ] <u>Other Projects</u>	NH 101A	CONSTRUCT 3rd EB LANE FROM BOSTON POST ROAD TO CONTINENTAL BLVD AND IMPLEMENT TRAFFIC CALMING AT CRAFTSMAN LANE AND BOSTON POST ROAD				
		C 2024 L050 - NATIONAL HIGHWAY SYSTEM	5.618			New Project
		P 2024 M001 - National Highway Performance Program (NHPP)	1.370			
		R 2024 L050 - NATIONAL HIGHWAY SYSTEM	1.370			
Highway and Bridge		<b>I-Total:</b>	8.358			
<b>MERRIMACK</b> 13923 [ 3804 ] <u>Municipal Bridges</u>	MCGAW BRIDGE ROAD	BRIDGE REPLACEMENT OVER BABOOSIC BROOK - 116/137 {Red List}				Specific project from Statewide program. Local Administration.
		C 2017 SAB - STATE AID BRIDGE (State FY), 20% = Town	.434			New Project
		P 2016 SAB - STATE AID BRIDGE (State FY), 20% = Town	.064			
		R 2016 SAB - STATE AID BRIDGE (State FY), 20% = Town	.005			
Highway and Bridge		<b>I-Total:</b>	.503			

Project Name/#/Id	Route/Road:	Location; Scope of Work	I\$(M)	Previous Prog. Yr	Previous Total\$	Comments:
<b>METRO PLANNING</b> MPO1 [ 667 ]	PLANNING & RESEARCH	MANCHESTER METROPOLITAN PLANNING ORGANIZATION, ANTICIPATED FUNDS FOR UNIFIED PLANNING WORK PROGRAMS				Annual required program. Reflects anticipated federal revenues.
<b><u>Mandated Federal</u></b>						
		P 2015 M450 - Metropolitan Planning Program	.638			
		P 2016 M450 - Metropolitan Planning Program	.638			
		P 2017 M450 - Metropolitan Planning Program	.638			
		P 2018 M450 - Metropolitan Planning Program	.638			
		P 2019 M450 - Metropolitan Planning Program	.638			
		P 2020 M450 - Metropolitan Planning Program	.638			
		P 2021 M450 - Metropolitan Planning Program	.638			
		P 2022 M450 - Metropolitan Planning Program	.638			
		P 2023 M450 - Metropolitan Planning Program	.638			
		P 2024 M450 - Metropolitan Planning Program	.638			
Highway and Bridge			<b>I-Total:</b>	6.378		
<b>METRO PLANNING</b> MPO2 [ 809 ]	PLANNING & RESEARCH	NASHUA METROPOLITAN PLANNING ORGANIZATION, ANTICIPATED FUNDS FOR UNIFIED PLANNING WORK PROGRAMS				Annual required program. Reflects anticipated federal revenues.
<b><u>Mandated Federal</u></b>						
		P 2015 M450 - Metropolitan Planning Program	.539			
		P 2016 M450 - Metropolitan Planning Program	.539			
		P 2017 M450 - Metropolitan Planning Program	.539			
		P 2018 M450 - Metropolitan Planning Program	.539			
		P 2019 M450 - Metropolitan Planning Program	.539			
		P 2020 M450 - Metropolitan Planning Program	.539			
		P 2021 M450 - Metropolitan Planning Program	.539			
		P 2022 M450 - Metropolitan Planning Program	.539			
		P 2023 M450 - Metropolitan Planning Program	.539			
		P 2024 M450 - Metropolitan Planning Program	.539			
Highway and Bridge			<b>I-Total:</b>	5.389		



Project Name/#/Id	Route/Road:	Location; Scope of Work	I\$(M)	Previous Prog. Yr	Previous Total\$	Comments:
<b>METRO PLANNING</b> MPO3 [ 811 ]	PLANNING & RESEARCH	STRAFFORD METROPOLITAN PLANNING ORGANIZATION, ANTICIPATED FUNDS FOR UNIFIED PLANNING WORK PROGRAMS				Annual required program. Reflects anticipated federal revenues.
<b><u>Mandated Federal</u></b>						
		P 2015 M450 - Metropolitan Planning Program	.382			
		P 2016 M450 - Metropolitan Planning Program	.382			
		P 2017 M450 - Metropolitan Planning Program	.382			
		P 2018 M450 - Metropolitan Planning Program	.382			
		P 2019 M450 - Metropolitan Planning Program	.382			
		P 2020 M450 - Metropolitan Planning Program	.382			
		P 2021 M450 - Metropolitan Planning Program	.382			
		P 2022 M450 - Metropolitan Planning Program	.382			
		P 2023 M450 - Metropolitan Planning Program	.382			
		P 2024 M450 - Metropolitan Planning Program	.382			
Highway and Bridge			<b>I-Total:</b>		3.825	
<b>METRO PLANNING</b> MPO4 [ 810 ]	PLANNING & RESEARCH	ROCKINGHAM METROPOLITAN PLANNING ORGANIZATION, ANTICIPATED FUNDS FOR UNIFIED PLANNING WORK PROGRAMS				Annual required program. Reflects anticipated federal revenues.
<b><u>Mandated Federal</u></b>						
		P 2015 M450 - Metropolitan Planning Program	.429			
		P 2016 M450 - Metropolitan Planning Program	.429			
		P 2017 M450 - Metropolitan Planning Program	.429			
		P 2018 M450 - Metropolitan Planning Program	.429			
		P 2019 M450 - Metropolitan Planning Program	.429			
		P 2020 M450 - Metropolitan Planning Program	.429			
		P 2021 M450 - Metropolitan Planning Program	.429			
		P 2022 M450 - Metropolitan Planning Program	.429			
		P 2023 M450 - Metropolitan Planning Program	.429			
		P 2024 M450 - Metropolitan Planning Program	.429			
Highway and Bridge			<b>I-Total:</b>		4.286	
<b>MILFORD</b> 13692 B [ 8621 ]	NH 101	SAFETY IMPROVEMENTS FROM WILTON ROAD TO NH101 AND ELM STREET INTERSECTION				Prioritized improvements from corridor project
<b><u>Other Projects</u></b>						
		C 2015 M001 - National Highway Performance Program (NHPP)	1.648			New Project
		C 2016 M001 - National Highway Performance Program (NHPP)	1.757			
Highway and Bridge			<b>I-Total:</b>		3.405	

Project Name/#/Id	Route/Road:	Location; Scope of Work		I\$(M)	Previous Prog. Yr	Previous Total\$	Comments:
<b>MILFORD</b> 22372 [ 8352 ] <u>Municipal Bridges</u>	JENNISON ROAD	BRIDGE REHABILITATION OVER HARTSHORN BROOK - 099/150 [SAB*4216] {State Aid Bridge Program}					
Highway and Bridge		C 2016 SAB - STATE AID BRIDGE (State FY), 20% = Town		.170		New Project	
				<b>I-Total:</b>			.170
<b>NASHUA</b> 10136 A [ 3593 ] <u>Other Projects</u>	NH 101A	WIDENING AND IMPROVEMENTS, PHASE I, FROM SUNAPEE ST TO BLACKSTON DR.(INCLUDES PE AND ROW FROM SOMERSET PARKWAY TO CELINA AVE) (Milford to Nashua 10136)					
Highway and Bridge		C 2020 M001 - National Highway Performance Program (NHPP)		4.200	2020		
		P 2017 L050 - NATIONAL HIGHWAY SYSTEM		1.500			
		R 2018 L050 - NATIONAL HIGHWAY SYSTEM		2.700			
				<b>I-Total:</b>			8.400
<b>NASHUA</b> 10136 B [ 8008 ] <u>Other Projects</u>	NH 101A	WIDENING AND IMPROVEMENTS, PHASE II, FROM SOMERSET PARKWAY TO SUNAPEE ST AND BLACKSTONE DR TO CELINA AVE					
Highway and Bridge		C 2022 L050 - NATIONAL HIGHWAY SYSTEM		4.889		New Project	
		P 2019 M001 - National Highway Performance Program (NHPP)		1.756			
		R 2021 M001 - National Highway Performance Program (NHPP)		3.740			
				<b>I-Total:</b>			10.385
<b>NASHUA</b> 13117 [ 2344 ] <u>Mandated Federal</u>	FEE TPK	CONSTRUCT PARK AND RIDE AND ACCESSORY FACILITIES AT UP TO TWO NASHUA LOCATIONS (CMAQ Program) [98-13CM]					Specific project from Statewide program. ROW funds programmed previously. Local Administration.
Highway and Bridge		C 2019 L400 - CONGESTION MITIGATION & AIR QUALITY IMPROVEMENT		2.868	2014		
		R 2017 L400 - CONGESTION MITIGATION & AIR QUALITY IMPROVEMENT		2.587			
				<b>I-Total:</b>			5.455
<b>NASHUA</b> 16314 [ 3536 ] <u>Other Projects</u>	EAST HOLLIS STREET	RECONSTRUCTION OF EAST HOLLIS STREET FROM MAIN STREET TO HUDSON TOWN LINE TO IMPROVE CAPACITY					Local Administration, NHDOT Match. City Urban Compact project.
Highway and Bridge		C 2015 L200 - STP - AREAS LESS THAN 200,000		1.966	2022		
				<b>I-Total:</b>			1.966

Phase: C = Construction P = Preliminary Engineering R = Right of Way

Project Name/#/Id	Route/Road:	Location; Scope of Work	I\$(M)	Previous Prog. Yr	Previous Total\$	Comments:
<b>NEW BOSTON</b> 15505 [ 6988 ] <u>Municipal Bridges</u>	TUCKER MILL ROAD	BRIDGE REPLACEMENT OVER MID BRANCH PISCATAQUOG RIVER - 087/150				Specific project from Statewide program, Local Administration.
		C 2023 SAB - STATE AID BRIDGE (State FY), 20% = Town	.651		New Project	
		P 2023 SAB - STATE AID BRIDGE (State FY), 20% = Town	.106			
		R 2023 SAB - STATE AID BRIDGE (State FY), 20% = Town	.007			
Highway and Bridge			<b>I-Total:</b>			.763
<b>New Castle</b> CS3 [ 9021 ] <u>Other Projects</u>	NH 1B	Feasibility study for causeway improvements				GACIT addition
Highway and Bridge		P 2018 M240 - STP - Flexible	.100		New Project	
			<b>I-Total:</b>			.100
<b>NEW CASTLE - RYE</b> 16127 [ 5558 ] <u>Red List Bridges</u>	NH 1B	REHABILITATE SINGLE LEAF BASCULE MOVEABLE BRIDGE OVER LITTLE HARBOR - 066/071 {Red List}				2013 Bridge Priority #17
		C 2017 L1C0 - BRIDGE PROGRAM - ON/OFF SYSTEM	9.342	2015		
		C 2018 L1C0 - BRIDGE PROGRAM - ON/OFF SYSTEM	10.776	2016		
		P 2015 L1C0 - BRIDGE PROGRAM - ON/OFF SYSTEM	.516			
		P 2015 L200 - STP - AREAS LESS THAN 200,000	.052			
Highway and Bridge			<b>I-Total:</b>			20.686
<b>NEW IPSWICH</b> 14465 [ 2757 ] <u>Red List Bridges</u>	NH 123 / 124	REPLACE BRIDGE OVER SOUHEGAN RIVER - 157/093 {Red List}				2013 Bridge Priority #5. Advance construction payback.
Highway and Bridge		C 2015 M240 - STP - Flexible	1.032		New Project	
			<b>I-Total:</b>			1.032
<b>NEWPORT</b> 14969 [ 6683 ] <u>Municipal Bridges</u>	PARADISE ROAD	BRIDGE REPLACEMENT OVER SUGAR RIVER - 177/117				Specific project from Statewide program. Local Administration.
		C 2015 SAB - STATE AID BRIDGE (State FY), 20% = Town	.578		New Project	
		P 2015 SAB - STATE AID BRIDGE (State FY), 20% = Town	.103			
		R 2015 SAB - STATE AID BRIDGE (State FY), 20% = Town	.005			
Highway and Bridge			<b>I-Total:</b>			.686

Project Name/#/Id	Route/Road:	Location; Scope of Work	I\$(M)	Previous Prog. Yr	Previous Total\$	Comments:
<b>NEWPORT</b> 20006 [ 7818 ] <u>Municipal Bridges</u>	SAND HILL ROAD	BRIDGE REHABILITATION - 154/129 [SAB*4216] {State Aid Bridge Program}				Specific project from Statewide program, Local Administration.
		C 2019 SAB - STATE AID BRIDGE (State FY), 20% = Town	.094	2019		
		P 2019 SAB - STATE AID BRIDGE (State FY), 20% = Town	.021			
		R 2019 SAB - STATE AID BRIDGE (State FY), 20% = Town	.002			
Highway and Bridge		<b>I-Total:</b>	.117			
<b>Newton</b> CS2 [ 9020 ] <u>Other Projects</u>	NH 108	Intersection improvements at NH 108 and Amesbury Rd				GACIT addition
		C 2022 M240 - STP - Flexible	.750	New Project		
		P 2019 M240 - STP - Flexible	.100			
Highway and Bridge		<b>I-Total:</b>	.850			
<b>NORTH HAMPTON</b> 24457 [ 8601 ] <u>Red List Bridges</u>	US 1	REPLACE BRIDGE OVER BOSTON & MAINE RAILROAD - 148/132 {Red List Bridge}				2013 Bridge Priority #46
		C 2021 L1C0 - BRIDGE PROGRAM - ON/OFF SYSTEM	3,740	New Project		
		P 2018 L1C0 - BRIDGE PROGRAM - ON/OFF SYSTEM	.250			
		R 2018 L1C0 - BRIDGE PROGRAM - ON/OFF SYSTEM	.125			
Highway and Bridge		<b>I-Total:</b>	4.114			
<b>NORTHFIELD - TILTON</b> 16147 [ 7357 ] <u>Red List Bridges</u>	I-93	REHABILITATE BRIDGES OVER WINNIPESAUKEE RIVER AND RAILROAD DECK REPLACEMENT - 117/157 & 118/158 (Red List Bridges)				2013 Bridge Priority #38 & 39
		C 2019 M240 - STP - Flexible	5,560	2017		
		C 2020 L1C0 - BRIDGE PROGRAM - ON/OFF SYSTEM	5,738	2016		
Highway and Bridge		<b>I-Total:</b>	11,298			
<b>NORTHUMBERLAND</b> 14234 [ 5630 ] <u>Municipal Bridges</u>	BROOKLYN STREET	BRIDGE REPLACEMENT OVER ROARING BROOK - 108/114				Specific project from Statewide program, Local Administration.
		C 2024 SAB - STATE AID BRIDGE (State FY), 20% = Town	1,842	2014		
		R 2024 SAB - STATE AID BRIDGE (State FY), 20% = Town	.006			
Highway and Bridge		<b>I-Total:</b>	1,848			

Project Name/#/Id	Route/Road:	Location; Scope of Work		I\$(M)	Previous Prog. Yr	Previous Total\$	Comments:
<b>NOTTINGHAM</b> 15720 [ 7258 ]	DEERFIELD ROAD	BRIDGE REPLACEMENT OVER BACK CREEK - 102/085 (NEW)					Specific project from Statewide program, Local Administration. Advanced Constructed in SFY 2009.
<b><u>Municipal Bridges</u></b>			C	2016	SAB - STATE AID BRIDGE (State FY), 20% = Town	.214	2016
Highway and Bridge					<b>I-Total:</b>	.214	
<b>OSSIPEE</b> 10431 [ 95 ]	NH 16	PAVEMENT REHABILITATION & INTERSECTION IMPROVEMENTS FROM @ NH 28					
<b><u>Other Projects</u></b>			C	2017	L050 - NATIONAL HIGHWAY SYSTEM	3.297	2017
Highway and Bridge					<b>I-Total:</b>	3.297	
<b>OSSIPEE</b> 13910 [ 1888 ]	NH 16, NH 25, NH 41	INTERSECTION IMPROVEMENTS IN WEST OSSIPEE AT THE INTERSECTION OF NH 16 AND NH 25					
<b><u>Other Projects</u></b>			C	2019	L050 - NATIONAL HIGHWAY SYSTEM	1.590	2019
Highway and Bridge					<b>I-Total:</b>	1.590	
<b>OSSIPEE</b> 14749 [ 2762 ]	NH 16 / NH 25	REPLACE THREE RED LIST BRIDGES 137/299, 137/297, & 152/268 & RESURFACE APPROX 3.2 MILES					2013 Bridge Priorities #21, #22, and #23 Scope intent to address bridges and pavement condition only.
<b><u>Red List Bridges</u></b>			C	2017	M001 - National Highway Performance Program (NHPP)	5.496	2017
			C	2018	M001 - National Highway Performance Program (NHPP)	4.537	2018
			P	2015	M001 - National Highway Performance Program (NHPP)	.250	
			R	2015	M001 - National Highway Performance Program (NHPP)	.188	
Highway and Bridge					<b>I-Total:</b>	10.470	
<b>PELHAM</b> 16145 [ 7436 ]	MAIN STREET	BRIDGE REPLACEMENT OVER BEAVER BROOK - 110/090 & 111/090 {Both Red List}					2013 Bridge Priority #18 & 100
<b><u>Red List Bridges</u></b>			C	2017	L1C0 - BRIDGE PROGRAM - ON/OFF SYSTEM	2.200	2017
Highway and Bridge					<b>I-Total:</b>	2.200	

Project Name/#/Id	Route/Road:	Location; Scope of Work	I\$(M)	Previous Prog. Yr	Previous Total\$	Comments:
<b>PELHAM</b> 26762 [ 11718 ] <u>Municipal Bridges</u>	WILLOW STREET	BRIDGE REPLACEMENT OVER BEAVER BROOK - 105/069, STATE AID BRIDGE (SAB)				Specific project from Statewide program. Local Administration.
		C 2022 SAB - STATE AID BRIDGE (State FY), 20% = Town	.965			New Project
		P 2022 SAB - STATE AID BRIDGE (State FY), 20% = Town	.154			
		R 2022 SAB - STATE AID BRIDGE (State FY), 20% = Town	.006			
Highway and Bridge		<b>I-Total:</b>	1.126			
<b>PEMBROKE</b> 14477 A [ 6049 ] <u>Other Projects</u>	US 3 / PEMBROKE HILL RD	INTERSECTION IMPROVEMENT PROJECT [Section 1702 - Designated Project; Demo Id NH042 & NH061]				Earmarked funding.
		C 2015 HY20 - HIGH PRIORITY PROJ SEC 1702	.162			New Project
		C 2015 LY20 - HIGH PRIORITY PROJ SEC 1702	1.447			New Project
		C 2015 M240 - STP - Flexible	.789			New Project
Highway and Bridge		<b>I-Total:</b>	2.399			
<b>PETERBOROUGH</b> 14772 A [ 6501 ] <u>Other Projects</u>	US 202	RECONSTRUCT 1000' AT MAIN STREET INTERSECTION. ALSO RECONSTRUCT GRANITE BLOCK WALL ALONG US 202 THAT CONNECTS TO MAIN STREET BRIDGE ABUTMENT (Town-Owned)				Specific project from overall project (id #2760) Local Administration
		C 2016 L200 - STP - AREAS LESS THAN 200,000	1.065			2016
		C 2016 L200 - STP - AREAS LESS THAN 200,000	1.065			2016
Highway and Bridge		<b>I-Total:</b>	2.130			
<b>PETERBOROUGH</b> 15879 [ 6779 ] <u>Red List Bridges</u>	US 202 / NH 101	REPLACE BRIDGE INCLUDING REPLACE DECK AND PAINT GIRDERS OVER CONTOOCOOK RIVER - 087/077 {Red List}				2013 Bridge Priority #47
		C 2019 L1C0 - BRIDGE PROGRAM - ON/OFF SYSTEM	4.682			2018
Highway and Bridge		<b>I-Total:</b>	4.682			
<b>PETERBOROUGH</b> 24500 [ 8604 ] <u>Red List Bridges</u>	NH 136	BRIDGE REPLACEMENT - 110/115 {Redlist Bridge}				2013 Bridge Priority #56
		C 2020 M240 - STP - Flexible	1.329			New Project
Highway and Bridge		<b>I-Total:</b>	1.329			
<b>PIERMONT</b> 16193 [ 7779 ] <u>Municipal Bridges</u>	BARTON ROAD	BRIDGE REPAIR / REPLACEMENT OVER EASTMAN BROOK - 092/103 {Red List} [SAB*4216] {State Aid Bridge Program}				Specific project from Statewide program, Local Administration.
		C 2018 SAB - STATE AID BRIDGE (State FY), 20% = Town	.342			2018
		R 2018 SAB - STATE AID BRIDGE (State FY), 20% = Town	.006			
Highway and Bridge		<b>I-Total:</b>	.348			

Phase: C = Construction P = Preliminary Engineering R = Right of Way

Project Name/#/Id	Route/Road:	Location; Scope of Work	I\$(M)	Previous Prog. Yr	Previous Total\$	Comments:
<b>PLAISTOW</b> 10044 G [ 6371 ]	NH 125	RECONSTRUCT EAST RD TO OLD RD (Parent = Plaistow-Kingston 10044B)				Specific project breakout project from Plaistow-Kingston project.
<b>Other Projects</b>						
		C 2016 M001 - National Highway Performance Program (NHPP)	7.301	2014		
		C 2016 NON - OTHER NON PARTICIPATING	.213	2015		
Highway and Bridge			<b>I-Total:</b> 7.514			
<b>PLAISTOW</b> 20163 [ 7880 ]	RAIL	EXTEND MBTA COMMUTER RAIL SERVICE FROM HAVERHILL, MA. TO PLAISTOW. CONSTRUCT PLATFORM & ENCLOSED WAITING AREA. ACQUIRE EASEMENT FOR CONSTRUCTION OF RAIL SIDING. ACQUIRE LAND FOR LOCOMOTIVE LAYOVER FACILITY. OPERATE 10 TRAILS ROUND TRIPS [10-17CM]				
<b>Mandated Federal</b>						
		R 2015 L40R - CONGESTION MITIGATION AND AIR QUALITY IMPROVEME	2.140			
Rail			<b>I-Total:</b> 2.140			
<b>PLAISTOW</b> 23117 [ 8557 ]	WESTVILLE ROAD	BRIDGE REPLACEMENT OVER LITTLE RIVER - 122/072 [SAB*4216] {State Aid Bridge Program}				Specific project from Statewide program. Local Administration.
<b>Municipal Bridges</b>						
		C 2018 SAB - STATE AID BRIDGE (State FY), 20% = Town	.885	New Project		
		P 2018 SAB - STATE AID BRIDGE (State FY), 20% = Town	.125			
		R 2018 SAB - STATE AID BRIDGE (State FY), 20% = Town	.011			
Highway and Bridge			<b>I-Total:</b> 1.021			
<b>PLAISTOW - KINGSTON</b> 10044 E [ 3898 ]	NH 125	RECONSTRUCT FROM 1/4 MI SOUTH OF PLAISTOW / KINGSTON T/L NORTHERLY APPROX 1.8 MI INCLUDING EXTENSION OF KINGSTON RD. (PE & ROW FUNDING INCLUDED UNDER PLAISTOW-KINGSTON 10044B) (PARENT=KINGSTON 10044B)				Specific project breakout project from Plaistow-Kingston project.
<b>Other Projects</b>						
		C 2022 M001 - National Highway Performance Program (NHPP)	10.293	New Project		
		C 2023 M001 - National Highway Performance Program (NHPP)	8.631	New Project		
		P 2017 M001 - National Highway Performance Program (NHPP)	3.847			
		P 2018 M001 - National Highway Performance Program (NHPP)	3.403			
		R 2018 M001 - National Highway Performance Program (NHPP)	1.134			
Highway and Bridge			<b>I-Total:</b> 27.308			
<b>PORTSMOUTH</b> 13455 D [ 7434 ]	US 1 BYPASS	REPLACE BRIDGES (205/116) WOODBURY AVENUE AND (211/114) STARK STREET OVER US 1 BYPASS {Both Red List} (Pe & Row in Parent 13455)				2013 Bridge Priority #14 & 67. Breakout from 13455.
<b>Red List Bridges</b>						
		C 2020 L200 - STP - AREAS LESS THAN 200,000	8.371	2022		
Highway and Bridge			<b>I-Total:</b> 8.371			

Project Name/#/Id	Route/Road:	Location; Scope of Work	I\$(M)	Previous Prog. Yr	Previous Total\$	Comments:
<b>Portsmouth</b> 27690 [ 12298 ] <b>Red List Bridges</b>	US 1 Bypass	Culvert replacement, over Hodgson Brook Br #192/106. (Red List)				Bridge Priority List #53
Highway and Bridge		C 2024 M240 - STP - Flexible	2.740			New Project
			<b>I-Total:</b>			2.740
<b>PORTSMOUTH</b> RPC30 [ 1893 ] <b>Other Projects</b>	US 1	Capacity improvements from Constitution to Wilson and Ocean to White Cedar				
Highway and Bridge		C 2022 L200 - STP - AREAS LESS THAN 200,000	5.597			New Project
		P 2019 L200 - STP - AREAS LESS THAN 200,000	1.171			
		R 2020 L230 - STP - URBANIZED AREAS OVER 200,000	1.812			
			<b>I-Total:</b>			8.579
<b>PORTSMOUTH, NH -</b> <b>KITTERY, ME</b> 15731 [ 5559 ] <b>Red List Bridges</b>	US 1 BYPASS	BRIDGE REPLACEMENT & PAINT OVER PISCATAQUA RIVER - 251/108 (Sarah Mildred Long Bridge) (Red List)				2013 Bridge Priority #1. Funding as outlined in Bi-State Task Force report.
Highway and Bridge		C 2015 L1C0 - BRIDGE PROGRAM - ON/OFF SYSTEM	24.000	2014		
		C 2015 ME - MAINE'S CONTRIBUTION	24.000	2014		
		C 2015 NON - OTHER NON PARTICIPATING	5.000	2014		
		C 2016 L1C0 - BRIDGE PROGRAM - ON/OFF SYSTEM	24.500	2015		
		C 2016 ME - MAINE'S CONTRIBUTION	24.500	2015		
		C 2017 L1C0 - BRIDGE PROGRAM - ON/OFF SYSTEM	24.000	2016		
		C 2017 ME - MAINE'S CONTRIBUTION	24.000	2016		
		R 2015 L1C0 - BRIDGE PROGRAM - ON/OFF SYSTEM	.200			
		R 2015 NON - OTHER NON PARTICIPATING	.200			
			<b>I-Total:</b>			150.400
<b>PORTSMOUTH, NH -</b> <b>KITTERY, ME</b> 16189 [ 7778 ] <b>Bridges</b>	I-95	REHABILITATION OF BRIDGE OVER PISCATAQUA RIVER - 258/128				2013 Bridge Priority #24. Specific project from Statewide program
Highway and Bridge		C 2018 ME - MAINE'S CONTRIBUTION	4.083	2017		
			<b>I-Total:</b>			4.083



Project Name/#/Id	Route/Road:	Location; Scope of Work	I\$(M)	Previous Prog. Yr	Previous Total\$	Comments:
<b>RINDGE</b> 22652 [ 8373 ] <u>Municipal Bridges</u>	WELLINGTON ROAD	BRIDGE REPLACEMENT OVER CONVERSEVILLE BROOK - 154/069 [SAB*4216] {State Aid Bridge Program}				Specific project from Statewide program. Local Administration.
		C 2020 SAB - STATE AID BRIDGE (State FY), 20% = Town	.743		New Project	
		P 2020 SAB - STATE AID BRIDGE (State FY), 20% = Town	.127			
		R 2020 SAB - STATE AID BRIDGE (State FY), 20% = Town	.012			
Highway and Bridge		<b>I-Total:</b>	.882			
<b>ROCHESTER</b> 14350 [ 2750 ] <u>Other Projects</u>	NH 202A (WALNUT STREET)	INTERSECTION IMPROVEMENTS TO IMPROVE SAFETY THROUGH STRAFFORD SQUARE, NORTH MAIN, & WASHINGTON STREETS				Specific project from Statewide program. Local Administration.
Highway and Bridge		C 2015 H280 - STP - HAZARD ELIMINATION PROGRAM	.722	2015		
		<b>I-Total:</b>	.722			
<b>ROXBURY - SULLIVAN</b> 10439 [ 102 ] <u>Red List Bridges</u>	NH 9	RECONSTRUCT SHOULDERS & WIDEN FROM EAST SULLIVAN, SOUTH 2.04 MI, INCLUDING BRIDGE REPLACEMENT - 093/061 (Red List)				2013 Bridge Priority #62. Scope intent to address bridge, pavement and safety improvement on existing alignment.
Highway and Bridge		C 2017 M001 - National Highway Performance Program (NHPP)	6.045	2017		
		P 2015 L050 - NATIONAL HIGHWAY SYSTEM	.227			
		P 2016 L050 - NATIONAL HIGHWAY SYSTEM	.176			
		P 2017 L050 - NATIONAL HIGHWAY SYSTEM	.060			
		R 2015 M001 - National Highway Performance Program (NHPP)	.284			
		<b>I-Total:</b>	6.792			
<b>RUMNEY</b> 27162 [ 11743 ] <u>Municipal Bridges</u>	BUFFALO ROAD	BRIDGE REPLACEMENT OVER BROOK - 093/082 [SAB*4216] {State Aid Bridge Program}				Specific project from Statewide program. Local Administration.
Highway and Bridge		C 2022 SAB - STATE AID BRIDGE (State FY), 20% = Town	.470		New Project	
		P 2022 SAB - STATE AID BRIDGE (State FY), 20% = Town	.103			
		R 2022 SAB - STATE AID BRIDGE (State FY), 20% = Town	.006			
		<b>I-Total:</b>	.579			

Project Name/#/Id	Route/Road:	Location; Scope of Work	I\$(M)	Previous Prog. Yr	Previous Total\$	Comments:
<b>SALEM</b> 12334 [ 630 ] <u>Other Projects</u>	NH 28	RECONSTRUCT INTERSECTION, MAIN STREET @ DEPOT STREET, INCLUDING SIGNALS, LEFT TURN LANES & APPROACHES [MUPCA*450] {Municipal Urban Program}				Specific project from Statewide program. Local Administration.
		C 2019 L230 - STP - URBANIZED AREAS OVER 200,000	2.927	2019		
		P 2015 L230 - STP - URBANIZED AREAS OVER 200,000	.013			
		R 2015 L230 - STP - URBANIZED AREAS OVER 200,000	.150			
		R 2015 L230 - STP - URBANIZED AREAS OVER 200,000	.250			
Highway and Bridge		<b>I-Total:</b>	3.339			
<b>SALEM</b> 14430 A [ 6114 ] <u>Transit</u>		TRANSIT SERVICE FOR EMPLOYEES IN THE REGION CONNECTING SALEM TO OTHER COMMUNITIES WITH THE GOAL OF FIXED ROUTE TRANSIT (CMAQ Program) [Part of 04-20CM]				Local Administration
		P 2015 L400 - CONGESTION MITIGATION & AIR QUALITY IMPROVEMENT	.316			
		P 2016 L400 - CONGESTION MITIGATION & AIR QUALITY IMPROVEMENT	.163			
Transit		<b>I-Total:</b>	.479			
<b>SALEM</b> 15592 [ 7089 ] <u>Municipal Bridges</u>	CLUFFS CROSSING	REPAIR / REPLACEMENT OF BRIDGE OVER POLICY BROOK - 094/060 {Red List}				Specific project from Statewide program, Local Administration.
		C 2015 SAB - STATE AID BRIDGE (State FY), 20% = Town	.741	2015		
		R 2015 SAB - STATE AID BRIDGE (State FY), 20% = Town	.010			
Highway and Bridge		<b>I-Total:</b>	.751			
<b>SALEM</b> 15596 [ 7095 ] <u>Municipal Bridges</u>	PELHAM ROAD	BRIDGE REPLACEMENT OVER PORCUPINE BROOK - 058/074 (NEW)				Specific project from Statewide program, Local Administration.
		C 2015 SAB - STATE AID BRIDGE (State FY), 20% = Town	.483	2015		
		P 2015 SAB - STATE AID BRIDGE (State FY), 20% = Town	.068			
Highway and Bridge		<b>I-Total:</b>	.552			
<b>SALEM</b> 15772 [ 7308 ] <u>Municipal Bridges</u>	NORTH MAIN STREET	BRIDGE REPLACEMENT OVER WIDOW HARRIS BROOK - 115/115 [SAB*4216] {State Aid Bridge Program}				Specific project from Statewide program, Local Administration.
		C 2015 SAB - STATE AID BRIDGE (State FY), 20% = Town	.615	2015		
		R 2015 SAB - STATE AID BRIDGE (State FY), 20% = Town	.009			
Highway and Bridge		<b>I-Total:</b>	.624			

Project Name/#/Id	Route/Road:	Location; Scope of Work	I\$(M)	Previous Prog. Yr	Previous Total\$	Comments:
<b>SALEM</b> 15988 [ 7582 ] <u>Municipal Bridges</u>	TOWN FARM ROAD	BRIDGE REPLACEMENT OVER SPICKET RIVER - 118/116 [SAB*4216] {State Aid Bridge Program}				Specific project from Statewide program, Local Administration.
		C 2019 NON - OTHER NON PARTICIPATING	.015	2019		
		C 2019 SAB - STATE AID BRIDGE (State FY), 20% = Town	1.009	2019		
		P 2019 SAB - STATE AID BRIDGE (State FY), 20% = Town	-.260			
		P 2019 SAB - STATE AID BRIDGE (State FY), 20% = Town	.260			
Highway and Bridge			<b>I-Total:</b>		1.024	
<b>SALEM</b> 15989 [ 7583 ] <u>Municipal Bridges</u>	SOUTH POLICY STREET	BRIDGE REPLACEMENT - 083/062 [SAB*4216] {State Aid Bridge Program}				Specific project from Statewide program, Local Administration.
		C 2019 NON - OTHER NON PARTICIPATING	.034	2019		
		C 2019 SAB - STATE AID BRIDGE (State FY), 20% = Town	.700	2019		
		R 2019 SAB - STATE AID BRIDGE (State FY), 20% = Town	.006			
Highway and Bridge			<b>I-Total:</b>		.741	
<b>SALEM</b> 20228 [ 7889 ] <u>Municipal Bridges</u>	BLUFF STREET EXT	BRIDGE REPLACEMENT OVER WIDOW HARRIS BROOK - 116/116 {Red List} (SAB*4216)				Specific project from Statewide program, Local Administration.
		C 2020 SAB - STATE AID BRIDGE (State FY), 20% = Town	.789	2020		
		R 2020 SAB - STATE AID BRIDGE (State FY), 20% = Town	.018			
Highway and Bridge			<b>I-Total:</b>		.807	
<b>SALEM</b> 20229 [ 7906 ] <u>Municipal Bridges</u>	BLUFF STREET	BRIDGE REPLACEMENT OVER HITYTITY BROOK - 094/119 {Red List} [SAB*4216] {State Aid Bridge Program}				Specific project from Statewide program, Local Administration.
		P 2020 SAB - STATE AID BRIDGE (State FY), 20% = Town	.127			
Highway and Bridge			<b>I-Total:</b>		.127	
<b>SALEM</b> 26486 [ 8766 ] <u>Municipal Bridges</u>	SHANNON RD	BRIDGE REPLACEMENT OVER PROVIDENCE HILL BROOK - 122/160				Specific project from Statewide program. Local Administration.
		C 2021 SAB - STATE AID BRIDGE (State FY), 20% = Town	.760		New Project	
		P 2021 NON - OTHER NON PARTICIPATING	.004			
		P 2021 SAB - STATE AID BRIDGE (State FY), 20% = Town	.138			
		R 2021 SAB - STATE AID BRIDGE (State FY), 20% = Town	.006			
Highway and Bridge			<b>I-Total:</b>		.909	

Project Name/#/Id	Route/Road:	Location; Scope of Work	I\$(M)	Previous Prog. Yr	Previous Total\$	Comments:
<b>SALEM TO MANCHESTER</b> 10418 [ 66 ]	I-93	PROGRAMMATIC MITIGATION (CTAP, NHDES Land Protection Program) (PE & ROW Only) [Section 117 - Designated Project; Demo Id NH032, SEE 13933K]				
<u>I-93</u>						
		P 2015 L050 - NATIONAL HIGHWAY SYSTEM	.440			
		P 2016 L050 - NATIONAL HIGHWAY SYSTEM	.110			
		R 2015 L050 - NATIONAL HIGHWAY SYSTEM	.500			
		R 2016 L050 - NATIONAL HIGHWAY SYSTEM	1.000			
Highway and Bridge			<b>I-Total:</b>		2.050	
<b>SALEM TO MANCHESTER</b> 10418 C [ 69 ]	I-93	RECONSTRUCT & WIDEN MAINLINE, ENVIRONMENTAL IMPACT STUDY AND FINAL DESIGN FROM MASS S/L IN SALEM TO I-293 IN MANCHESTER (PE & ROW Only) [Section 1602 - Designated Project; Demo Id NH014]				Overall, corridor project overall for PE & ROW, construction broken out to individual projects.
<u>I-93</u>						
		P 2015 M001 - National Highway Performance Program (NHPP)	.500			
		R 2015 M001 - National Highway Performance Program (NHPP)	.500			
		R 2016 L010 - INTERSTATE MAINTENANCE	1.000			
		R 2017 M001 - National Highway Performance Program (NHPP)	1.000			
Highway and Bridge			<b>I-Total:</b>		3.000	
<b>SALEM TO MANCHESTER</b> 10418 H [ 3138 ]	I-93	PARK & RIDE @ EXIT 3 (Windham) (CMAQ Program) [Part of 04-33CM]				Reflects current construction sequencing and costs. GARVEE bonding to facilitate construction program.
<u>I-93</u>						
		C 2015 L400 - CONGESTION MITIGATION & AIR QUALITY IMPROVEMENT	3.000			Previously Programmed Beyond TYP (Deferred)
		C 2015 L400 - CONGESTION MITIGATION & AIR QUALITY IMPROVEMENT	.310			Previously Programmed Beyond TYP (Deferred)
		C 2016 L400 - CONGESTION MITIGATION & AIR QUALITY IMPROVEMENT	3.190			Previously Programmed Beyond TYP (Deferred)
Highway and Bridge			<b>I-Total:</b>		6.500	
<b>SALEM TO MANCHESTER</b> 10418 T [ 7112 ]	I-93	CORRIDOR SERVICE PATROL (Salem to Manchester).				Service to help manage incidents and reduce delay.
<u>I-93</u>						
		P 2015 L050 - NATIONAL HIGHWAY SYSTEM	.100			
		P 2016 L050 - NATIONAL HIGHWAY SYSTEM	.100			
Highway and Bridge			<b>I-Total:</b>		.200	

Project Name/#/Id	Route/Road:	Location; Scope of Work	I\$(M)	Previous Prog. Yr	Previous Total\$	Comments:
<b>SALEM TO MANCHESTER</b> 10418 W [ 6052 ] <u>I-93</u>	I-93	WATER QUALITY STUDY [Section 1702 - Designated Project; Demo Id NH054]				Earmark funds to help address salt issues.
		P 2015 LY20 - HIGH PRIORITY PROJ SEC 1702	.653			
		P 2016 LY20 - HIGH PRIORITY PROJ SEC 1702	.234			
		P 2016 M240 - STP - Flexible	.475			
Highway and Bridge		<b>I-Total:</b>	1.362			
<b>SALEM TO MANCHESTER</b> 14800 A [ 3818 ] <u>I-93</u>	I-93	MAINLINE, EXIT 1 TO STA. 1130 & NH38 (Salem), INCLUDES BRIDGES 073/063 & 077/063 {Both Red List} [Partial Garvee Bonded Project] (Parent = Salem to Manchester 13933*) [14800A=DEBT SERVICE & 13933D=CONST]				GARVEE Bond debt service. Debt Service portion with specific construction project. 2011 Bridges Priorities #2 and #3
		C 2015 M001 - National Highway Performance Program (NHPP)	.858	2015		
		C 2016 M001 - National Highway Performance Program (NHPP)	.858	2016		
		C 2017 M001 - National Highway Performance Program (NHPP)	.858	2017		
		C 2018 M001 - National Highway Performance Program (NHPP)	.858	2018		
		C 2019 M001 - National Highway Performance Program (NHPP)	.858	2019		
		C 2020 M001 - National Highway Performance Program (NHPP)	2.590	2020		
		C 2020 M001 - National Highway Performance Program (NHPP)	.858	2020		
		C 2021 M001 - National Highway Performance Program (NHPP)	6.752	2021		
		C 2022 M001 - National Highway Performance Program (NHPP)	6.754	2022		
		C 2023 M001 - National Highway Performance Program (NHPP)	6.752		Previously Programmed Beyond FY2022	
		C 2024 M001 - National Highway Performance Program (NHPP)	6.753		Previously Programmed Beyond FY2022	
Highway and Bridge		<b>I-Total:</b>	34.749			
<b>SALEM TO MANCHESTER</b> 14800 B [ 7895 ] <u>I-93</u>	I-93	EXIT 5 AREA, RECONSTRUCT INTERCHANGE INCLUDING NB & SB MAINLINE & NB OFF-RAMP, INCLUDES BRIDGES 096/163, 097/163, 099/160 & 100/160 {All Red List} (Londonderry) (Garvee Bonded) [14800B = Debt Service & 14633F = Const]				GARVEE Bond debt service. Debt Service portion with specific construction project.
		C 2015 L1C0 - BRIDGE PROGRAM - ON/OFF SYSTEM	.905	2015		
		C 2016 L1C0 - BRIDGE PROGRAM - ON/OFF SYSTEM	.905	2016		
		C 2017 L1C0 - BRIDGE PROGRAM - ON/OFF SYSTEM	.905	2017		
		C 2018 L1C0 - BRIDGE PROGRAM - ON/OFF SYSTEM	.905	2018		
		C 2019 L1C0 - BRIDGE PROGRAM - ON/OFF SYSTEM	.905	2019		
		C 2020 L1C0 - BRIDGE PROGRAM - ON/OFF SYSTEM	2.733	2020		
		C 2021 L1C0 - BRIDGE PROGRAM - ON/OFF SYSTEM	7.124	2021		
		C 2022 L1C0 - BRIDGE PROGRAM - ON/OFF SYSTEM	7.126	2022		
		C 2023 L1C0 - BRIDGE PROGRAM - ON/OFF SYSTEM	7.124		Previously Programmed Beyond FY2022	
		C 2024 L1C0 - BRIDGE PROGRAM - ON/OFF SYSTEM	7.126		Previously Programmed Beyond FY2022	
Highway and Bridge		<b>I-Total:</b>	35.759			

Project Name/#/Id	Route/Road:	Location; Scope of Work	I\$(M)	Previous Prog. Yr	Previous Total\$	Comments:
<b>SALEM TO MANCHESTER</b> 14800 C [ 7952 ]	I-93	PROJECT INITIATED TO TRACK GARVEE BOND DEBT SERVICE ATTRIBUTABLE TO THE 13933N PROJECT [SB MAINLINE BRIDGES OVER NH 111 AND NH 111A] [134/101 & 135/090] {Both Red List} (Garvee Bond Project)				GARVEE Bond debt service. Debt Service portion with specific construction project.
		<u>I-93</u>				
		C 2015 L050 - NATIONAL HIGHWAY SYSTEM	.317	2015		
		C 2016 L050 - NATIONAL HIGHWAY SYSTEM	.317	2016		
		C 2017 L050 - NATIONAL HIGHWAY SYSTEM	.317	2017		
		C 2018 L050 - NATIONAL HIGHWAY SYSTEM	.317	2018		
		C 2019 L050 - NATIONAL HIGHWAY SYSTEM	.317	2019		
		C 2020 L050 - NATIONAL HIGHWAY SYSTEM	.958	2020		
		C 2021 L050 - NATIONAL HIGHWAY SYSTEM	2.496	2021		
		C 2022 L050 - NATIONAL HIGHWAY SYSTEM	2.497	2022		
		C 2023 L050 - NATIONAL HIGHWAY SYSTEM	2.496		Previously Programmed Beyond FY2022	
		C 2024 L050 - NATIONAL HIGHWAY SYSTEM	2.497		Previously Programmed Beyond FY2022	
Highway and Bridge			<b>I-Total:</b>	12.529		
<b>SALEM TO MANCHESTER</b> 14800 D [ 7953 ]	I-93	PROJECT INITIATED TO TRACK GARVEE BOND DEBT SERVICE ATTRIBUTABLE TO EHT 13933I PROJECT {Both Red List} [Partial Garvee Bonded Project] (Parent = Salem to Manchester 13933*)				GARVEE Bond debt service. Debt Service portion with specific construction project.
		<u>I-93</u>				
		C 2015 L050 - NATIONAL HIGHWAY SYSTEM	4.761	2015		
		C 2016 L050 - NATIONAL HIGHWAY SYSTEM	4.761	2016		
		C 2017 L050 - NATIONAL HIGHWAY SYSTEM	4.761	2017		
		C 2018 L050 - NATIONAL HIGHWAY SYSTEM	4.760	2018		
		C 2019 L050 - NATIONAL HIGHWAY SYSTEM	4.760	2019		
		C 2020 L050 - NATIONAL HIGHWAY SYSTEM	3.474	2020		
Highway and Bridge			<b>I-Total:</b>	27.276		
<b>SALEM TO MANCHESTER</b> 14800 E [ 7954 ]	I-93	PROJECT INITIATED TO TRACK GARVEE BOND DEBT SERVICE ATTRIBUTABLE TO THE 13933E PROJECT.[Partial Garvee Bonded Project] (Parent = Salem to Manchester 13933*)				GARVEE Bond debt service. Debt Service portion with specific construction project.
		<u>I-93</u>				
		C 2015 M001 - National Highway Performance Program (NHPP)	5.895	2015		
		C 2016 M001 - National Highway Performance Program (NHPP)	5.895	2016		
		C 2017 M001 - National Highway Performance Program (NHPP)	5.895	2017		
		C 2018 M001 - National Highway Performance Program (NHPP)	5.894	2018		
		C 2019 M001 - National Highway Performance Program (NHPP)	5.893	2019		
		C 2020 M001 - National Highway Performance Program (NHPP)	4.302	2020		
Highway and Bridge			<b>I-Total:</b>	33.773		

Project Name/#/Id	Route/Road:	Location; Scope of Work	I\$(M)	Previous Prog. Yr	Previous Total\$	Comments:
<b>SALEM TO MANCHESTER</b> 14800 F [ 7955 ]	I-93	PROJECT INITIATED TO TRACK GARVEE BOND DEBT SERVICE ATTRIBUTABLE TO THE 13933H PROJECT [Partial Garvee Bonded Project] (Parent = Salem to Manchester 13933*)				GARVEE Bond debt service. Debt Service portion with specific construction project.
<b><u>I-93</u></b>						
		C 2015 L230 - STP - URBANIZED AREAS OVER 200,000	6.998	2015		
		C 2015 L230 - STP - URBANIZED AREAS OVER 200,000	3.615	2015		
		C 2015 NON - OTHER NON PARTICIPATING	.160	2015		
		C 2016 L050 - NATIONAL HIGHWAY SYSTEM	3.615	2016		
		C 2016 L050 - NATIONAL HIGHWAY SYSTEM	5.362	2016		
		C 2017 L050 - NATIONAL HIGHWAY SYSTEM	3.615	2017		
		C 2018 L050 - NATIONAL HIGHWAY SYSTEM	3.614	2018		
		C 2019 L050 - NATIONAL HIGHWAY SYSTEM	3.614	2019		
		C 2020 L050 - NATIONAL HIGHWAY SYSTEM	2.638	2020		
Highway and Bridge			<b>I-Total:</b>	33.230		
<b>SALEM TO MANCHESTER</b> 14800 H [ 8651 ]	I-93	FINAL DESIGN SERVICES FOR PE AND ROW (Garvee 2012 bond issue) [DEBT SERVICE PROJECT FOR FINAL DESIGN PROJECT 10418V]				GARVEE Bond debt service. Debt Service portion with specific construction project.
<b><u>I-93</u></b>						
		P 2015 M001 - National Highway Performance Program (NHPP)	1.068			
		P 2016 M001 - National Highway Performance Program (NHPP)	1.068			
		P 2017 M001 - National Highway Performance Program (NHPP)	1.069			
		P 2018 M001 - National Highway Performance Program (NHPP)	1.068			
		P 2019 M001 - National Highway Performance Program (NHPP)	1.068			
		P 2020 M001 - National Highway Performance Program (NHPP)	.780			
		R 2015 M001 - National Highway Performance Program (NHPP)	.202			
		R 2016 M001 - National Highway Performance Program (NHPP)	.202			
		R 2017 M001 - National Highway Performance Program (NHPP)	.202			
		R 2018 M001 - National Highway Performance Program (NHPP)	.201			
		R 2019 M001 - National Highway Performance Program (NHPP)	.201			
		R 2020 M001 - National Highway Performance Program (NHPP)	.147			
Highway and Bridge			<b>I-Total:</b>	7.276		
<b>SANBORNTON</b> 16081 [ 7675 ]	PLUMMER ROAD	BRIDGE REPLACEMENT OVER HERMIT BROOK - 148/156 {Red List} [SAB*4216] {State Aid Bridge Program}				Specific project from Statewide program, Local Administration.
<b><u>Municipal Bridges</u></b>						
		C 2020 SAB - STATE AID BRIDGE (State FY), 20% = Town	.314	2020		
		P 2020 SAB - STATE AID BRIDGE (State FY), 20% = Town	.076			
		R 2020 SAB - STATE AID BRIDGE (State FY), 20% = Town	.006			
Highway and Bridge			<b>I-Total:</b>	.396		

Project Name/#/Id	Route/Road:	Location; Scope of Work	I\$(M)	Previous Prog. Yr	Previous Total\$	Comments:
<b>SANBORNTON</b> 16104 [ 7695 ] <b><u>Preservation-Maintenance</u></b>	UPPER BAY & BAY ROAD	RECONSTRUCTION [SAH*4217] {State Aid Highway Program}				Specific project from Statewide program, Local Administration.
		C 2015 SAH - STATE AID HIGHWAY (State FY), 33.3% = Town	1.084	2015		
		C 2016 SAH - STATE AID HIGHWAY (State FY), 33.3% = Town	1.118	2016		
Highway and Bridge			<b>I-Total:</b> 2.202			
<b>SANBORNTON</b> 16154 [ 7729 ] <b><u>Red List Bridges</u></b>	I-93	BOX CULVERT REHABILITATION OVER SALMON BROOK - 127/099 {Red List}				2013 Bridge Priority #45
		C 2018 L1C0 - BRIDGE PROGRAM - ON/OFF SYSTEM	.998	2021		
		P 2015 L1C0 - BRIDGE PROGRAM - ON/OFF SYSTEM	.079			
Highway and Bridge			<b>I-Total:</b> 1.078			
<b>SANDWICH</b> 16014 [ 7616 ] <b><u>Municipal Bridges</u></b>	QUAKER WHITEFACE ROAD	BRIDGE REHABILITATION OVER WHITEFACE RIVER - 203/138 {Red List} [SAB*4216] {State Aid Bridge Program}				Specific project from Statewide program, Local Administration.
		C 2019 SAB - STATE AID BRIDGE (State FY), 20% = Town	.483	2019		
Highway and Bridge			<b>I-Total:</b> .483			
<b>SEABROOK-HAMPTON</b> 15904 [ 9005 ] <b><u>Red List Bridges</u></b>	NH 1A	Rehabilitate NH 1A Bridge between Hampton & Seabrook [Red List Bridge]				2013 Bridge Priority #19. 2013 RPC Priority #22. Preliminary Engineering to include review of alternatives.
		C 2018 M240 - STP - Flexible	6.806	New Project		
		P 2015 M240 - STP - Flexible	.103			
Highway and Bridge			<b>I-Total:</b> 6.909			



Project Name/#/Id	Route/Road:	Location; Scope of Work	I\$(M)	Previous Prog. Yr	Previous Total\$	Comments:
<b>SPR #1</b> SPR1 [ 665 ]	Planning & Research	STATE PLANNING & RESEARCH - PART #1 "PLANNING"				Federal specified funding for data gathering, long range planning, special studies. Cost reflects anticipated federal funding.
<b><u>Mandated Federal</u></b>						
		P 2015 M550 - State Planning and Research (SPR)	2.938			
		P 2016 M550 - State Planning and Research (SPR)	2.938			
		P 2017 M550 - State Planning and Research (SPR)	2.938			
		P 2018 M550 - State Planning and Research (SPR)	2.938			
		P 2019 M550 - State Planning and Research (SPR)	2.938			
		P 2020 M550 - State Planning and Research (SPR)	2.938			
		P 2021 M550 - State Planning and Research (SPR)	2.938			
		P 2022 M550 - State Planning and Research (SPR)	2.938			
		P 2023 M550 - State Planning and Research (SPR)	2.938			
		P 2024 M550 - State Planning and Research (SPR)	2.938			
Highway and Bridge			<b>I-Total:</b>		29.380	
<b>SPR #2</b> SPR2 [ 666 ]	Planning & Research	STATE PLANNING & RESEARCH - PART #2 "RESEARCH"				Federal specified funding for research activities involving construction materials and processes.
<b><u>Mandated Federal</u></b>						
		P 2015 M560 - RDT - Research, Development & Technology Transfer	.978			
		P 2016 M560 - RDT - Research, Development & Technology Transfer	.978			
		P 2017 M560 - RDT - Research, Development & Technology Transfer	.978			
		P 2018 M560 - RDT - Research, Development & Technology Transfer	.978			
		P 2019 M560 - RDT - Research, Development & Technology Transfer	.978			
		P 2020 M560 - RDT - Research, Development & Technology Transfer	.978			
		P 2021 M560 - RDT - Research, Development & Technology Transfer	.978			
		P 2022 M560 - RDT - Research, Development & Technology Transfer	.978			
		P 2023 M560 - RDT - Research, Development & Technology Transfer	.690			
		P 2024 M560 - RDT - Research, Development & Technology Transfer	.690			
Highway and Bridge			<b>I-Total:</b>		9.203	
<b>SPRINGFIELD</b> 20509 [ 7987 ]	GEORGES MILLS ROAD	REHAB OR REPLACE TWIN 5' DIA. CULVERTS CARRYING STARK LAKE OUTLET AT INTERSECTION OF FISHER CORNER RD - 091/048 {Red List}				2013 Bridge Priority #64
<b><u>Red List Bridges</u></b>						
		C 2020 M240 - STP - Flexible	.864	2020		
		P 2015 M240 - STP - Flexible	.051			
		P 2016 M240 - STP - Flexible	.006			
		R 2015 M240 - STP - Flexible	.006			
Highway and Bridge			<b>I-Total:</b>		.926	

Project Name/#/Id	Route/Road:	Location; Scope of Work	I\$(M)	Previous Prog. Yr	Previous Total\$	Comments:
<b>STATEWIDE TRAIN [ 451 ]</b> <u>Other Projects</u>	ADMINISTRATION	ANNUAL TRAINING PROGRAM (Annual Project)				Program Funding for Departmental Training.
		P 2015 M240 - STP - Flexible	.200			
		P 2016 M240 - STP - Flexible	.200			
		P 2017 M240 - STP - Flexible	.200			
		P 2018 M240 - STP - Flexible	.200			
		P 2019 M240 - STP - Flexible	.200			
		P 2020 M240 - STP - Flexible	.200			
		P 2021 M240 - STP - Flexible	.200			
		P 2022 M240 - STP - Flexible	.200			
		P 2023 M240 - STP - Flexible	.200			
		P 2024 M240 - STP - Flexible	.200			
Highway and Bridge			<b>I-Total:</b>	2.000		
<b>STATEWIDE SPECIAL DBE [ 45 ]</b> <u>Mandated Federal</u>	ADMINISTRATION	IN HOUSE ADMINISTRATION OF THE FHWA SUPPORTIVE SERVICES PROGRAM: "DBE" COMPLIANCE MONITORING (Annual Program)				Federal specified funding for disadvantaged business enterprises.
		P 2015 H480 - DBE - SUPPORTIVE SERVICES	.090			
		P 2016 H480 - DBE - SUPPORTIVE SERVICES	.090			
		P 2017 H480 - DBE - SUPPORTIVE SERVICES	.090			
		P 2018 H480 - DBE - SUPPORTIVE SERVICES	.090			
		P 2019 H480 - DBE - SUPPORTIVE SERVICES	.090			
		P 2020 H480 - DBE - SUPPORTIVE SERVICES	.090			
		P 2021 H480 - DBE - SUPPORTIVE SERVICES	.090			
		P 2022 H480 - DBE - SUPPORTIVE SERVICES	.090			
		P 2023 H480 - DBE - SUPPORTIVE SERVICES	.090			
		P 2024 H480 - DBE - SUPPORTIVE SERVICES	.090			
Highway and Bridge			<b>I-Total:</b>	.900		

Project Name/#/Id	Route/Road:	Location; Scope of Work	I\$(M)	Previous Prog. Yr	Previous Total\$	Comments:
STATEWIDE - TRAC TRAC [ 8285 ] <u>Eng &amp; ROW</u>	ADMINISTRATION	IMPLEMENT AND PARTICIPATE IN AASHTO TRAC PROGRAM IN LOCAL HIGH SHOOOLS TO ENCOURAGE STUDENTS TO EXPLORE OPPORTUNITIES IN TRANSPORTATION CAREERS [Parent] (Annual Project)				
		P 2015 M240 - STP - Flexible	.022			
		P 2016 M240 - STP - Flexible	.022			
		P 2017 M240 - STP - Flexible	.022			
		P 2018 M240 - STP - Flexible	.022			
		P 2019 M240 - STP - Flexible	.022			
		P 2020 M240 - STP - Flexible	.022			
		P 2021 M240 - STP - Flexible	.022			
		P 2022 M240 - STP - Flexible	.022			
		P 2023 M240 - STP - Flexible	.022			
		P 2024 M240 - STP - Flexible	.022			
Highway and Bridge			<b>I-Total:</b>			

Project Name/#/Id	Route/Road:	Location; Scope of Work	I\$(M)	Previous Prog. Yr	Previous Total\$	Comments:
STATEWIDE RCTRL [ 2570 ]	ADMINISTRATION	RECREATIONAL TRAILS FUND ACT- PROJECTS SELECTED ANNUALLY				Specified Funding for Recreational Trail Program Administered by DRED.
<b><u>Mandated Federal</u></b>						
		C 2015 M940 - RTP - Recreational Trails Program	1.450			
		C 2016 M940 - RTP - Recreational Trails Program	1.450			
		C 2017 M940 - RTP - Recreational Trails Program	1.450			
		C 2018 M940 - RTP - Recreational Trails Program	1.450			
		C 2019 M940 - RTP - Recreational Trails Program	1.450			
		C 2020 M940 - RTP - Recreational Trails Program	1.450			
		C 2021 M940 - RTP - Recreational Trails Program	1.450			
		C 2022 M940 - RTP - Recreational Trails Program	1.450			
		C 2023 M940 - RTP - Recreational Trails Program	1.450			
		C 2024 M940 - RTP - Recreational Trails Program	1.450			
		P 2015 M940 - RTP - Recreational Trails Program	.091			
		P 2016 M940 - RTP - Recreational Trails Program	.091			
		P 2017 M940 - RTP - Recreational Trails Program	.091			
		P 2018 M940 - RTP - Recreational Trails Program	.091			
		P 2019 M940 - RTP - Recreational Trails Program	.091			
		P 2020 M940 - RTP - Recreational Trails Program	.091			
		P 2021 M940 - RTP - Recreational Trails Program	.091			
		P 2022 M940 - RTP - Recreational Trails Program	.091			
		P 2023 M940 - RTP - Recreational Trails Program	.091			
		P 2024 M940 - RTP - Recreational Trails Program	.091			
		R 2015 M940 - RTP - Recreational Trails Program	.025			
		R 2016 M940 - RTP - Recreational Trails Program	.025			
		R 2017 M940 - RTP - Recreational Trails Program	.025			
		R 2018 M940 - RTP - Recreational Trails Program	.025			
		R 2019 M940 - RTP - Recreational Trails Program	.025			
		R 2020 M940 - RTP - Recreational Trails Program	.025			
		R 2021 M940 - RTP - Recreational Trails Program	.025			
		R 2022 M940 - RTP - Recreational Trails Program	.025			
		R 2023 M940 - RTP - Recreational Trails Program	.025			
		R 2024 M940 - RTP - Recreational Trails Program	.025			
			<b>I-Total:</b>			15.659

Bike / Pedestrian

Project Name/#/Id	Route/Road:	Location; Scope of Work	I\$(M)	Previous Prog. Yr	Previous Total\$	Comments:
<b>STATEWIDE DISTRICTS</b> BFA [ 789 ] <u>Preservation-Maintenance</u>	BETTERMENT	DISTRICTS FORCE ACCOUNT WORK @ VARIOUS LOCATIONS [Parent] (Annual Project)				Force Account Through District Staff
		C 2015 BET - BETTERMENT (State FY)	1.200			
		C 2016 BET - BETTERMENT (State FY)	1.200			
		C 2017 BET - BETTERMENT (State FY)	1.200			
		C 2018 BET - BETTERMENT (State FY)	1.200			
		C 2019 BET - BETTERMENT (State FY)	1.200			
		C 2020 BET - BETTERMENT (State FY)	1.200			
		C 2021 BET - BETTERMENT (State FY)	1.200			
		C 2022 BET - BETTERMENT (State FY)	1.200			
		C 2023 BET - BETTERMENT (State FY)	1.200			
		C 2024 BET - BETTERMENT (State FY)	1.200			
Highway and Bridge			<b>I-Total:</b>			12.000
<b>STATEWIDE</b> BSTAL [ 2092 ] <u>Preservation-Maintenance</u>	BETTERMENT	Discretionary Projects				
		C 2015 BET - BETTERMENT (State FY)	1.700			
		C 2016 BET - BETTERMENT (State FY)	1.700			
		C 2017 BET - BETTERMENT (State FY)	1.700			
		C 2018 BET - BETTERMENT (State FY)	1.700			
		C 2019 BET - BETTERMENT (State FY)	1.700			
		C 2020 BET - BETTERMENT (State FY)	1.700			
		C 2021 BET - BETTERMENT (State FY)	1.700			
		C 2022 BET - BETTERMENT (State FY)	1.700			
		C 2023 BET - BETTERMENT (State FY)	1.700			
		C 2024 BET - BETTERMENT (State FY)	1.700			
Highway and Bridge			<b>I-Total:</b>			17.000
<b>STATEWIDE</b> 25988 [ 8746 ] <u>Preservation-Maintenance</u>	BLUE STAR (I-95), F.E. EVERETT, SPAULDING TPK	CENTRAL AND EASTERN TURNPIKE, GUARDRAIL AND FENCE REPAIR OR NEW INSTALLATION AS NEEDED				
		C 2015 NON - OTHER NON PARTICIPATING	.100			
Highway and Bridge			<b>I-Total:</b>			.100

Project Name/#/Id	Route/Road:	Location; Scope of Work	I\$(M)	Previous Prog. Yr	Previous Total\$	Comments:
<b>STATEWIDE P.E. SWPE [ 3531 ]</b>	ENG & ROW	PRELIMINARY ENGINEERING (Annual Funding)				Available PE funding as required for specific projects for which the scope of work (and the depth of engineering) is yet to be defined.
		<u>Eng &amp; ROW</u>				
		P 2015 M240 - STP - Flexible	.500			
		P 2016 M240 - STP - Flexible	.500			
		P 2017 M240 - STP - Flexible	2.500			
		P 2018 M240 - STP - Flexible	2.500			
		P 2019 M240 - STP - Flexible	3.500			
		P 2020 M240 - STP - Flexible	3.500			
		P 2021 M240 - STP - Flexible	5.500			
		P 2022 M240 - STP - Flexible	5.500			
		P 2023 M240 - STP - Flexible	5.500			
		P 2024 M240 - STP - Flexible	5.500			
Highway and Bridge			<b>I-Total:</b>		35.000	
<b>STATEWIDE R.O.W. SWROW [ 3532 ]</b>	ENG & ROW	RIGHT OF WAY ACQUISITIONS (Annual Funding)				Available ROW funding as required for specific projects for which the scope of work (and the amount of ROW) is yet to be defined.
		<u>Eng &amp; ROW</u>				
		R 2015 M240 - STP - Flexible	.500			
		R 2016 M240 - STP - Flexible	.500			
		R 2017 M240 - STP - Flexible	2.500			
		R 2018 M240 - STP - Flexible	2.500			
		R 2019 M240 - STP - Flexible	3.500			
		R 2020 M240 - STP - Flexible	3.500			
		R 2021 M240 - STP - Flexible	5.500			
		R 2022 M240 - STP - Flexible	5.500			
		R 2023 M240 - STP - Flexible	5.500			
		R 2024 M240 - STP - Flexible	5.500			
Highway and Bridge			<b>I-Total:</b>		35.000	

Project Name/#/Id	Route/Road:	Location; Scope of Work	I\$(M)	Previous Prog. Yr	Previous Total\$	Comments:
STATEWIDE UBI [ 186 ] <u>Bridges</u>	ENG & ROW	UNDERWATER BRIDGE INSPECTION (Annual Project)				Consultant services for underwater bridge inspections.
		P 2015 L1C0 - BRIDGE PROGRAM - ON/OFF SYSTEM	.030			
		P 2016 L1C0 - BRIDGE PROGRAM - ON/OFF SYSTEM	.030			
		P 2017 L1C0 - BRIDGE PROGRAM - ON/OFF SYSTEM	.030			
		P 2018 L1C0 - BRIDGE PROGRAM - ON/OFF SYSTEM	.030			
		P 2019 L1C0 - BRIDGE PROGRAM - ON/OFF SYSTEM	.030			
		P 2020 L1C0 - BRIDGE PROGRAM - ON/OFF SYSTEM	.030			
		P 2021 L1C0 - BRIDGE PROGRAM - ON/OFF SYSTEM	.030			
		P 2022 L1C0 - BRIDGE PROGRAM - ON/OFF SYSTEM	.030			
		P 2023 L1C0 - BRIDGE PROGRAM - ON/OFF SYSTEM	.030			
		P 2024 L1C0 - BRIDGE PROGRAM - ON/OFF SYSTEM	.030			
Highway and Bridge			<b>I-Total:</b>		.300	
STATEWIDE WLDLFL [ 4229 ] <u>Other Projects</u>	MISCELLANEOUS	ANNUAL STATEWIDE PROGRAM FOR THE EXPANDED WILD FLOWER ESTABLISHMENT PROGRAM FOR USE IN PLANTING NATIVE WILD FLOWERS (License Plate Program)				Annual Statewide Wild Flower Program
		C 2015 NON - OTHER NON PARTICIPATING	.037			
		C 2016 NON - OTHER NON PARTICIPATING	.037			
		C 2017 NON - OTHER NON PARTICIPATING	.037			
		C 2018 NON - OTHER NON PARTICIPATING	.037			
		C 2019 NON - OTHER NON PARTICIPATING	.037			
		C 2020 NON - OTHER NON PARTICIPATING	.037			
		C 2021 NON - OTHER NON PARTICIPATING	.037			
		C 2022 NON - OTHER NON PARTICIPATING	.037			
		C 2023 NON - OTHER NON PARTICIPATING	.037			
		C 2024 NON - OTHER NON PARTICIPATING	.037			
		P 2015 NON - OTHER NON PARTICIPATING	.003			
		P 2016 NON - OTHER NON PARTICIPATING	.003			
		P 2017 NON - OTHER NON PARTICIPATING	.003			
		P 2018 NON - OTHER NON PARTICIPATING	.003			
		P 2019 NON - OTHER NON PARTICIPATING	.003			
		P 2020 NON - OTHER NON PARTICIPATING	.003			
		P 2021 NON - OTHER NON PARTICIPATING	.003			
		P 2022 NON - OTHER NON PARTICIPATING	.003			
		P 2023 NON - OTHER NON PARTICIPATING	.003			
		P 2024 NON - OTHER NON PARTICIPATING	.003			
Highway and Bridge			<b>I-Total:</b>		.400	

Project Name/#/Id	Route/Road:	Location; Scope of Work	I\$(M)	Previous Prog. Yr	Previous Total\$	Comments:
<b>STATEWIDE</b> 14899 [ 6127 ] <u>Preservation-Maintenance</u>	MISCELLANEOUS	MAINTENANCE AND UPGRADES FOR REST AREAS (Annually)				\$0.15 million annual program.
		C 2015 M240 - STP - Flexible	.135			
		C 2016 M240 - STP - Flexible	.135			
		C 2017 M240 - STP - Flexible	.135			
		C 2018 M240 - STP - Flexible	.135			
		C 2019 M240 - STP - Flexible	.135			
		C 2020 M240 - STP - Flexible	.135			
		C 2021 M240 - STP - Flexible	.135			
		C 2022 M240 - STP - Flexible	.135			
		C 2023 M240 - STP - Flexible	.135			
		C 2024 M240 - STP - Flexible	.135			
		P 2015 M240 - STP - Flexible	.015			
		P 2016 M240 - STP - Flexible	.015			
		P 2017 M240 - STP - Flexible	.015			
		P 2018 M240 - STP - Flexible	.015			
		P 2019 M240 - STP - Flexible	.015			
		P 2020 M240 - STP - Flexible	.015			
		P 2021 M240 - STP - Flexible	.015			
		P 2022 M240 - STP - Flexible	.015			
		P 2023 M240 - STP - Flexible	.015			
		P 2024 M240 - STP - Flexible	.015			
Highway and Bridge			<b>I-Total:</b>			1.500
<b>STATEWIDE</b> HAZMAT [ 8671 ] <u>Other Projects</u>	MISCELLANEOUS	PROGRAMMATIC PROJECT FOR POST CONSTRUCTION ENVIRONMENTAL OBLIGATIONS				
		R 2015 M240 - STP - Flexible	.075			
		R 2016 M240 - STP - Flexible	.075			
		R 2017 M240 - STP - Flexible	.075			
		R 2018 M240 - STP - Flexible	.075			
		R 2019 M240 - STP - Flexible	.075			
		R 2020 M240 - STP - Flexible	.075			
		R 2021 M240 - STP - Flexible	.075			
		R 2022 M240 - STP - Flexible	.075			
		R 2023 M240 - STP - Flexible	.075			
		R 2024 M240 - STP - Flexible	.075			
Highway and Bridge			<b>I-Total:</b>			.750



Project Name/#/Id	Route/Road:	Location; Scope of Work	I\$(M)	Previous Prog. Yr	Previous Total\$	Comments:
<b>Statewide CMAQ-T [ 9011 ] <u>Mandated Federal</u></b>	MISCELLANEOUS	Replacement program for state-owned transit coaches				Funds for this program are deducted from CMAQ (ID 446)
		2016 M400 - CMAQ - Congestion Mitigation & Air Quality Improve	3.000			
		2017 M400 - CMAQ - Congestion Mitigation & Air Quality Improve	2.400			
		2018 M400 - CMAQ - Congestion Mitigation & Air Quality Improve	3.600			
		2019 M400 - CMAQ - Congestion Mitigation & Air Quality Improve	4.800			
		2020 M400 - CMAQ - Congestion Mitigation & Air Quality Improve	1.800			
		2020 M400 - CMAQ - Congestion Mitigation & Air Quality Improve	.600			
		2021 M400 - CMAQ - Congestion Mitigation & Air Quality Improve	3.000			
		2022 M400 - CMAQ - Congestion Mitigation & Air Quality Improve	1.200			
Highway and Bridge			<b>I-Total:</b>	20.400		
<b>STATEWIDE CMAQ [ 446 ] <u>Mandated Federal</u></b>	MUNICIPAL	CMAQ PROJECTS MUST BE IN NON-ATTAIN AREAS (Annual Project)				Specific CMAQ Projects Occupy the Vacant FY's & Below Normal FY Funding. 50% Discretionary transfer assumed.
		C 2015 M400 - CMAQ - Congestion Mitigation & Air Quality Improve	4.723			
		C 2016 M400 - CMAQ - Congestion Mitigation & Air Quality Improve	1.500			
		C 2017 M400 - CMAQ - Congestion Mitigation & Air Quality Improve	5.567			
		C 2018 M400 - CMAQ - Congestion Mitigation & Air Quality Improve	6.993			
		C 2019 M400 - CMAQ - Congestion Mitigation & Air Quality Improve	4.984			
		C 2020 M400 - CMAQ - Congestion Mitigation & Air Quality Improve	8.474			
		C 2021 M400 - CMAQ - Congestion Mitigation & Air Quality Improve	7.423			
		C 2022 M400 - CMAQ - Congestion Mitigation & Air Quality Improve	10.168			
		C 2023 M400 - CMAQ - Congestion Mitigation & Air Quality Improve	12.098			
		C 2024 M400 - CMAQ - Congestion Mitigation & Air Quality Improve	12.098			
Highway and Bridge			<b>I-Total:</b>	74.028		

Project Name/#/Id	Route/Road:	Location; Scope of Work	I\$(M)	Previous Prog. Yr	Previous Total\$	Comments:
STATEWIDE MOBRR [ 221 ] <u>Bridges</u>	MUNICIPAL	MUNICIPAL OWNED BRIDGE REHABILITATION & REPLACEMENT PROJECTS (Federal, State, Local Funds) (Annual Project)				
		C 2015 M233 - STP - Off-System Bridge	3.770			
		C 2016 M233 - STP - Off-System Bridge	3.770			
		C 2017 M233 - STP - Off-System Bridge	3.770			
		C 2018 M233 - STP - Off-System Bridge	3.770			
		C 2019 M233 - STP - Off-System Bridge	3.770			
		C 2020 M233 - STP - Off-System Bridge	3.770			
		C 2021 M233 - STP - Off-System Bridge	3.770			
		C 2022 M233 - STP - Off-System Bridge	3.770			
		C 2023 M233 - STP - Off-System Bridge	3.770			
		C 2024 M233 - STP - Off-System Bridge	3.770			
		P 2015 M233 - STP - Off-System Bridge	.320			
		P 2016 M233 - STP - Off-System Bridge	.320			
		P 2017 M233 - STP - Off-System Bridge	.320			
		P 2018 M233 - STP - Off-System Bridge	.320			
		P 2019 M233 - STP - Off-System Bridge	.320			
		P 2020 M233 - STP - Off-System Bridge	.320			
		P 2021 M233 - STP - Off-System Bridge	.320			
		P 2022 M233 - STP - Off-System Bridge	.320			
		P 2023 M233 - STP - Off-System Bridge	.320			
		P 2024 M233 - STP - Off-System Bridge	.320			
		R 2015 M233 - STP - Off-System Bridge	.160			
		R 2016 M233 - STP - Off-System Bridge	.160			
		R 2017 M233 - STP - Off-System Bridge	.160			
		R 2018 M233 - STP - Off-System Bridge	.160			
		R 2019 M233 - STP - Off-System Bridge	.160			
		R 2020 M233 - STP - Off-System Bridge	.160			
		R 2021 M233 - STP - Off-System Bridge	.160			
		R 2022 M233 - STP - Off-System Bridge	.160			
		R 2023 M233 - STP - Off-System Bridge	.160			
		R 2024 M233 - STP - Off-System Bridge	.160			
Highway and Bridge			<b>I-Total:</b>			
						42.500

Project Name/#/Id	Route/Road:	Location; Scope of Work	I\$(M)	Previous Prog. Yr	Previous Total\$	Comments:
<b>STATEWIDE MUPCA [ 450 ]</b>	MUNICIPAL	MUNICIPAL URBAN PROJECTS - COMPACT AREAS [Annual Project]				Specific Projects occupy vacant FY's & below normal FY funding.
<b><u>Preservation-Maintenance</u></b>						
		C 2017 L230 - STP - URBANIZED AREAS OVER 200,000	1.800			
		C 2018 L230 - STP - URBANIZED AREAS OVER 200,000	2.500			
		C 2019 L230 - STP - URBANIZED AREAS OVER 200,000	4.100			
		C 2020 L230 - STP - URBANIZED AREAS OVER 200,000	5.000			
		C 2021 L230 - STP - URBANIZED AREAS OVER 200,000	5.000			
		C 2022 L230 - STP - URBANIZED AREAS OVER 200,000	5.000			
		C 2023 L230 - STP - URBANIZED AREAS OVER 200,000	5.000			
		C 2024 L230 - STP - URBANIZED AREAS OVER 200,000	5.000			
Highway and Bridge			<b>I-Total:</b>		33.400	
<b>STATEWIDE SAB [ 4216 ]</b>	MUNICIPAL	STATE AID BRIDGE PROJECTS				Specific Projects Occupy the Vacant FY's & Below Normal FY Funding. State program mandated by RSA 234 to assist municipalities with bridge needs. Uses 20% local match / 80% state funds.
<b><u>Municipal Bridges</u></b>						
		C 2019 SAB - STATE AID BRIDGE (State FY), 20% = Town	3.122			
		C 2020 SAB - STATE AID BRIDGE (State FY), 20% = Town	5.955			
		C 2021 SAB - STATE AID BRIDGE (State FY), 20% = Town	5.955			
		C 2022 SAB - STATE AID BRIDGE (State FY), 20% = Town	5.955			
		C 2023 SAB - STATE AID BRIDGE (State FY), 20% = Town	5.955			
		C 2024 SAB - STATE AID BRIDGE (State FY), 20% = Town	5.955			
Highway and Bridge			<b>I-Total:</b>		32.897	

Project Name/#/Id	Route/Road:	Location; Scope of Work	I\$(M)	Previous Prog. Yr	Previous Total\$	Comments:
<b>STATEWIDE SAH [ 4217 ]</b>	MUNICIPAL	STATE AID HIGHWAY PROJECTS				Specific Projects Occupy the Vacant FY's & Below Normal FY Funding. State program mandated by RSA 235: 10-:21 for constructing or reconstructing Class I, II, III highways when requested by municipalities. Uses 1/3 local match / 2/3 state funds.
<b><u>Preservation-Maintenance</u></b>						
		C 2015 SAH - STATE AID HIGHWAY (State FY), 33.3% = Town	1.487			
		C 2016 SAH - STATE AID HIGHWAY (State FY), 33.3% = Town	1.487			
		C 2017 SAH - STATE AID HIGHWAY (State FY), 33.3% = Town	2.537			
		C 2018 SAH - STATE AID HIGHWAY (State FY), 33.3% = Town	2.537			
		C 2019 SAH - STATE AID HIGHWAY (State FY), 33.3% = Town	2.537			
		C 2020 SAH - STATE AID HIGHWAY (State FY), 33.3% = Town	2.537			
		C 2021 SAH - STATE AID HIGHWAY (State FY), 33.3% = Town	2.537			
		C 2022 SAH - STATE AID HIGHWAY (State FY), 33.3% = Town	2.537			
		C 2023 SAH - STATE AID HIGHWAY (State FY), 33.3% = Town	2.537			
		C 2024 SAH - STATE AID HIGHWAY (State FY), 33.3% = Town	2.537			
Highway and Bridge			<b>I-Total:</b>		23.273	
<b>STATEWIDE SPECIAL LTAP [ 58 ]</b>	MUNICIPAL	TECHNICAL ASSISTANCE PROGRAM TO RURAL COMMUNITIES AND ORGANIZATIONS THROUGH-OUT THE STATE - (LTAP*10344) (Annual Project)				Federal specified funding for providing technical assistance on transportation issues to municipalities.
<b><u>Mandated Federal</u></b>						
		P 2015 438E - LOCAL TECH ASSIST PGRM	.030			
		P 2016 438E - LOCAL TECH ASSIST PGRM	.030			
		P 2017 438E - LOCAL TECH ASSIST PGRM	.030			
		P 2018 438E - LOCAL TECH ASSIST PGRM	.030			
		P 2019 438E - LOCAL TECH ASSIST PGRM	.030			
		P 2020 438E - LOCAL TECH ASSIST PGRM	.030			
		P 2021 438E - LOCAL TECH ASSIST PGRM	.030			
		P 2022 438E - LOCAL TECH ASSIST PGRM	.030			
		P 2023 438E - LOCAL TECH ASSIST PGRM	.030			
		P 2024 438E - LOCAL TECH ASSIST PGRM	.030			
Highway and Bridge			<b>I-Total:</b>		.300	

Project Name#/Id	Route/Road:	Location; Scope of Work	I\$(M)	Previous Prog. Yr	Previous Total\$	Comments:
<b>STATEWIDE TA</b> [ 3747 ]	MUNICIPAL	TRANSPORTATION ALTERNATIVE PROJECTS (Annual Project)				New MAP-21 Federal program replacing and consolidating Transportation Enhancements, Safe Routes to School and Transportation, Community, and System Preservation.
<u>Mandated Federal</u>						
		C 2015 M300 - TAP - Flexible Transportation Alternatives Prog	3.120			
		C 2016 M300 - TAP - Flexible Transportation Alternatives Prog	3.120			
		C 2017 M300 - TAP - Flexible Transportation Alternatives Prog	3.120			
		C 2018 M300 - TAP - Flexible Transportation Alternatives Prog	3.120			
		C 2019 M300 - TAP - Flexible Transportation Alternatives Prog	3.120			
		C 2020 M300 - TAP - Flexible Transportation Alternatives Prog	3.120			
		C 2021 M300 - TAP - Flexible Transportation Alternatives Prog	3.120			
		C 2022 M300 - TAP - Flexible Transportation Alternatives Prog	3.120			
		C 2023 M300 - TAP - Flexible Transportation Alternatives Prog	3.120			
		C 2024 M300 - TAP - Flexible Transportation Alternatives Prog	3.120			
Highway and Bridge			<b>I-Total:</b>		31.202	
<b>STATEWIDE IMPPP</b> [ 3927 ]	PAVEMENT	INTERSTATE MAINTENANCE & INTERSTATE PAVEMENT PRESERVATION PROGRAM (Annual Program)				Interstate paving program, average of \$6 million annually for preservation needs.
<u>Interstate Maintenance</u>						
		C 2015 M001 - National Highway Performance Program (NHPP)	5.920			
		C 2016 M001 - National Highway Performance Program (NHPP)	5.920			
		C 2017 M001 - National Highway Performance Program (NHPP)	5.920			
		C 2018 M001 - National Highway Performance Program (NHPP)	5.920			
		C 2019 M001 - National Highway Performance Program (NHPP)	5.920			
		C 2020 M001 - National Highway Performance Program (NHPP)	5.920			
		C 2021 M001 - National Highway Performance Program (NHPP)	5.920			
		C 2022 M001 - National Highway Performance Program (NHPP)	5.920			
		C 2023 M001 - National Highway Performance Program (NHPP)	5.920			
		C 2024 M001 - National Highway Performance Program (NHPP)	5.920			
		P 2015 M001 - National Highway Performance Program (NHPP)	.100			
		P 2016 M001 - National Highway Performance Program (NHPP)	.100			
		P 2017 M001 - National Highway Performance Program (NHPP)	.100			
		P 2018 M001 - National Highway Performance Program (NHPP)	.100			
		P 2019 M001 - National Highway Performance Program (NHPP)	.100			
		P 2020 M001 - National Highway Performance Program (NHPP)	.100			
		P 2021 M001 - National Highway Performance Program (NHPP)	.100			
		P 2022 M001 - National Highway Performance Program (NHPP)	.100			
		P 2023 M001 - National Highway Performance Program (NHPP)	.100			
		P 2024 M001 - National Highway Performance Program (NHPP)	.100			
Highway and Bridge			<b>I-Total:</b>		60.200	

Phase: C = Construction P = Preliminary Engineering R = Right of Way

Project Name/#/Id	Route/Road:	Location; Scope of Work	I\$(M)	Previous Prog. Yr	Previous Total\$	Comments:
STATEWIDE PRRCS [ 452 ]	PAVEMENT	PAVEMENT RESURFACING, REHABILITATION & CRACKSEAL PROGRAM & RELATED WORK (Annual Federal Resurfacing Program)				Federal Resurfacing program. \$16 million annually for preservation needs.
<b><u>Preservation-Maintenance</u></b>						
		C 2015 M240 - STP - Flexible	15.775			
		C 2016 M240 - STP - Flexible	15.775			
		C 2017 M240 - STP - Flexible	15.775			
		C 2018 M240 - STP - Flexible	15.775			
		C 2019 M240 - STP - Flexible	15.775			
		C 2020 M240 - STP - Flexible	15.775			
		C 2021 M240 - STP - Flexible	15.775			
		C 2022 M240 - STP - Flexible	15.775			
		C 2023 M240 - STP - Flexible	15.775			
		C 2024 M240 - STP - Flexible	15.775			
		P 2015 M240 - STP - Flexible	.375			
		P 2016 M240 - STP - Flexible	.375			
		P 2017 M240 - STP - Flexible	.375			
		P 2018 M240 - STP - Flexible	.375			
		P 2019 M240 - STP - Flexible	.375			
		P 2020 M240 - STP - Flexible	.375			
		P 2021 M240 - STP - Flexible	.375			
		P 2022 M240 - STP - Flexible	.375			
		P 2023 M240 - STP - Flexible	.375			
		P 2024 M240 - STP - Flexible	.375			
		R 2015 M240 - STP - Flexible	.025			
		R 2016 M240 - STP - Flexible	.025			
		R 2017 M240 - STP - Flexible	.025			
		R 2018 M240 - STP - Flexible	.025			
		R 2019 M240 - STP - Flexible	.025			
		R 2020 M240 - STP - Flexible	.025			
		R 2021 M240 - STP - Flexible	.025			
		R 2022 M240 - STP - Flexible	.025			
		R 2023 M240 - STP - Flexible	.025			
		R 2024 M240 - STP - Flexible	.025			
		<b>I-Total:</b>	<b>161.750</b>			

Highway and Bridge

Project Name/#/Id	Route/Road:	Location; Scope of Work	I\$(M)	Previous Prog. Yr	Previous Total\$	Comments:
<b>STATEWIDE DISTRICTS</b> BRES [ 581 ]	PAVEMENT	RESURFACE @ VARIOUS LOCATIONS (Annual Advertised Projects)				Statewide District Betterment Resurfacing Program (\$12M/yr x 10 = \$120M).
		<u>Preservation-Maintenance</u>				
		C 2015 BET - BETTERMENT (State FY)	12.000			
		C 2016 BET - BETTERMENT (State FY)	12.000			
		C 2017 BET - BETTERMENT (State FY)	12.000			
		C 2018 BET - BETTERMENT (State FY)	12.000			
		C 2019 BET - BETTERMENT (State FY)	12.000			
		C 2020 BET - BETTERMENT (State FY)	12.000			
		C 2021 BET - BETTERMENT (State FY)	12.000			
		C 2022 BET - BETTERMENT (State FY)	12.000			
		C 2023 BET - BETTERMENT (State FY)	12.000			
		C 2024 BET - BETTERMENT (State FY)	12.000			
			<u>120.000</u>			
Highway and Bridge			<b>I-Total:</b>		120.000	
<b>STATEWIDE DISTRICTS</b> BRL [ 792 ]	PAVEMENT	ROADWAY LEVELING @ VARIOUS LOCATIONS FOR NEXT FISCAL YEAR RESURFACING (Annual Project)				Force Account Through District Staff. Yearly pavement leveling.
		<u>Preservation-Maintenance</u>				
		C 2015 BET - BETTERMENT (State FY)	2.400			
		C 2016 BET - BETTERMENT (State FY)	2.400			
		C 2017 BET - BETTERMENT (State FY)	2.400			
		C 2018 BET - BETTERMENT (State FY)	2.400			
		C 2019 BET - BETTERMENT (State FY)	2.400			
		C 2020 BET - BETTERMENT (State FY)	2.400			
		C 2021 BET - BETTERMENT (State FY)	2.400			
		C 2022 BET - BETTERMENT (State FY)	2.400			
		C 2023 BET - BETTERMENT (State FY)	2.400			
		C 2024 BET - BETTERMENT (State FY)	2.400			
			<u>24.000</u>			
Highway and Bridge			<b>I-Total:</b>		24.000	

Project Name/#/Id	Route/Road:	Location; Scope of Work	I\$(M)	Previous Prog. Yr	Previous Total\$	Comments:
STATEWIDE HWY REHABILITATION BRSR [ 6730 ] <u>Preservation-Maintenance</u>	PAVEMENT	REHABILITATION OF SECONDARY ROUTES & OTHER RELATED WORK, TREATMENT TO VARY [Parent] {Betterment}				Specific Project from Statewide Program
		C 2015 BET - BETTERMENT (State FY)	2.400			
		C 2016 BET - BETTERMENT (State FY)	2.400			
		C 2017 BET - BETTERMENT (State FY)	2.400			
		C 2018 BET - BETTERMENT (State FY)	2.400			
		C 2019 BET - BETTERMENT (State FY)	2.400			
		C 2020 BET - BETTERMENT (State FY)	2.400			
		C 2021 BET - BETTERMENT (State FY)	2.400			
		C 2022 BET - BETTERMENT (State FY)	2.400			
		C 2023 BET - BETTERMENT (State FY)	2.400			
		C 2024 BET - BETTERMENT (State FY)	2.400			
			<u>2.400</u>			
Highway and Bridge			<b>I-Total:</b>			24.000



Project Name/#/Id	Route/Road:	Location; Scope of Work	I\$(M)	Previous Prog. Yr	Previous Total\$	Comments:
STATEWIDE SSRR [ 4148 ]	PAVEMENT	SECONDARY SYSTEM RECLAMATION / REHAB WITH VARIOUS PAVEMENT TREATMENTS [Parent]				Secondary road rehabilitation program, \$3 million annually for preservation needs.
<u>Preservation-Maintenance</u>						
		C 2015 M240 - STP - Flexible	2.900			
		C 2016 M240 - STP - Flexible	2.900			
		C 2017 M240 - STP - Flexible	2.900			
		C 2018 M240 - STP - Flexible	2.900			
		C 2019 M240 - STP - Flexible	2.900			
		C 2020 M240 - STP - Flexible	2.900			
		C 2021 M240 - STP - Flexible	2.900			
		C 2022 M240 - STP - Flexible	2.900			
		C 2023 M240 - STP - Flexible	2.900			
		C 2024 M240 - STP - Flexible	2.900			
		P 2015 M240 - STP - Flexible	.100			
		P 2016 M240 - STP - Flexible	.100			
		P 2017 M240 - STP - Flexible	.100			
		P 2018 M240 - STP - Flexible	.100			
		P 2019 M240 - STP - Flexible	.100			
		P 2020 M240 - STP - Flexible	.100			
		P 2021 M240 - STP - Flexible	.100			
		P 2022 M240 - STP - Flexible	.100			
		P 2023 M240 - STP - Flexible	.100			
		P 2024 M240 - STP - Flexible	.100			
		R 2015 M240 - STP - Flexible	.005			
		R 2016 M240 - STP - Flexible	.005			
		R 2017 M240 - STP - Flexible	.005			
		R 2018 M240 - STP - Flexible	.005			
		R 2019 M240 - STP - Flexible	.005			
		R 2020 M240 - STP - Flexible	.005			
		R 2021 M240 - STP - Flexible	.005			
		R 2022 M240 - STP - Flexible	.005			
		R 2023 M240 - STP - Flexible	.005			
		R 2024 M240 - STP - Flexible	.005			
		<b>I-Total:</b>	<b>30.050</b>			
Highway and Bridge						

Project Name/#/Id	Route/Road:	Location; Scope of Work	I\$(M)	Previous Prog. Yr	Previous Total\$	Comments:
STATEWIDE FBRPI [ 6601 ]	PRESERVATION	BRIDGE REHABILITATION, PAINTING, PRESERVATION & IMPROVEMENT PROJECTS (Federal Program)				Bridge preservation program \$8 million annually for preservation needs.
<u>Bridges</u>						
		C 2015 M240 - STP - Flexible	7.880			
		C 2016 M240 - STP - Flexible	7.880			
		C 2017 M240 - STP - Flexible	7.880			
		C 2018 M240 - STP - Flexible	7.880			
		C 2019 M240 - STP - Flexible	7.880			
		C 2020 M240 - STP - Flexible	7.880			
		C 2021 M240 - STP - Flexible	7.880			
		C 2022 M240 - STP - Flexible	7.880			
		C 2023 M240 - STP - Flexible	7.880			
		C 2024 M240 - STP - Flexible	7.880			
		P 2015 M240 - STP - Flexible	.100			
		P 2016 M240 - STP - Flexible	.100			
		P 2017 M240 - STP - Flexible	.100			
		P 2018 M240 - STP - Flexible	.100			
		P 2019 M240 - STP - Flexible	.100			
		P 2020 M240 - STP - Flexible	.100			
		P 2021 M240 - STP - Flexible	.100			
		P 2022 M240 - STP - Flexible	.100			
		P 2023 M240 - STP - Flexible	.100			
		P 2024 M240 - STP - Flexible	.100			
		R 2015 M240 - STP - Flexible	.020			
		R 2016 M240 - STP - Flexible	.020			
		R 2017 M240 - STP - Flexible	.020			
		R 2018 M240 - STP - Flexible	.020			
		R 2019 M240 - STP - Flexible	.020			
		R 2020 M240 - STP - Flexible	.020			
		R 2021 M240 - STP - Flexible	.020			
		R 2022 M240 - STP - Flexible	.020			
		R 2023 M240 - STP - Flexible	.020			
		R 2024 M240 - STP - Flexible	.020			
			<u>.020</u>			
Highway and Bridge			<b>I-Total:</b>			80.000

Project Name/#/Id	Route/Road:	Location; Scope of Work	I\$(M)	Previous Prog. Yr	Previous Total\$	Comments:
STATEWIDE CRDR [ 4157 ]	PRESERVATION	CULVERT REPLACEMENT/REHABILITATION & DRAINAGE REPAIRS (Annual Project)				Culvert replacement program \$1 million annually for preservation needs.
<b><u>Preservation-Maintenance</u></b>						
		C 2015 M240 - STP - Flexible	.870			
		C 2016 M240 - STP - Flexible	.870			
		C 2017 M240 - STP - Flexible	.870			
		C 2018 M240 - STP - Flexible	.870			
		C 2019 M240 - STP - Flexible	.870			
		C 2020 M240 - STP - Flexible	.870			
		C 2021 M240 - STP - Flexible	.870			
		C 2022 M240 - STP - Flexible	.870			
		C 2023 M240 - STP - Flexible	.870			
		C 2024 M240 - STP - Flexible	.870			
		P 2015 M240 - STP - Flexible	.100			
		P 2016 M240 - STP - Flexible	.100			
		P 2017 M240 - STP - Flexible	.100			
		P 2018 M240 - STP - Flexible	.100			
		P 2019 M240 - STP - Flexible	.100			
		P 2020 M240 - STP - Flexible	.100			
		P 2021 M240 - STP - Flexible	.100			
		P 2022 M240 - STP - Flexible	.100			
		P 2023 M240 - STP - Flexible	.100			
		P 2024 M240 - STP - Flexible	.100			
		R 2015 M240 - STP - Flexible	.030			
		R 2016 M240 - STP - Flexible	.030			
		R 2017 M240 - STP - Flexible	.030			
		R 2018 M240 - STP - Flexible	.030			
		R 2019 M240 - STP - Flexible	.030			
		R 2020 M240 - STP - Flexible	.030			
		R 2021 M240 - STP - Flexible	.030			
		R 2022 M240 - STP - Flexible	.030			
		R 2023 M240 - STP - Flexible	.030			
		R 2024 M240 - STP - Flexible	.030			
			<u>.030</u>			
Highway and Bridge			<b>I-Total:</b>			10.000

Project Name/#/Id	Route/Road:	Location; Scope of Work	I\$(M)	Previous Prog. Yr	Previous Total\$	Comments:
<b>STATEWIDE CBI [ 7237 ]</b> <u>Preservation-Maintenance</u>	PRESERVATION	COMPLEX BRIDGE INSPECTION (PARENT)				
		P 2016 M240 - STP - Flexible	.025			
		P 2017 M240 - STP - Flexible	.025			
		P 2018 M240 - STP - Flexible	.025			
		P 2019 M240 - STP - Flexible	.025			
		P 2020 M240 - STP - Flexible	.025			
		P 2021 M240 - STP - Flexible	.025			
		P 2022 M240 - STP - Flexible	.025			
		P 2023 M240 - STP - Flexible	.025			
		P 2024 M240 - STP - Flexible	.025			
Highway and Bridge			<b>I-Total:</b>			.225
<b>STATEWIDE- BET DRAINAGE BDRG [ 8732 ]</b> <u>Preservation-Maintenance</u>	PRESERVATION	DRAINAGE IMPROVEMENTS PROGRAMMATIC				
		C 2015 BET - BETTERMENT (State FY)	.500			
		C 2016 BET - BETTERMENT (State FY)	.500			
		C 2017 BET - BETTERMENT (State FY)	.500			
		C 2018 BET - BETTERMENT (State FY)	.500			
		C 2019 BET - BETTERMENT (State FY)	.500			
		C 2020 BET - BETTERMENT (State FY)	.500			
		C 2021 BET - BETTERMENT (State FY)	.500			
		C 2022 BET - BETTERMENT (State FY)	.500			
		C 2023 BET - BETTERMENT (State FY)	.500			
		C 2024 BET - BETTERMENT (State FY)	.500			
Highway and Bridge			<b>I-Total:</b>			5.000

Project Name/#/Id	Route/Road:	Location; Scope of Work	I\$(M)	Previous Prog. Yr	Previous Total\$	Comments:
STATEWIDE GRR [ 785 ]	PRESERVATION	GUARDRAIL REPLACEMENT [Federal Aid Guardrail Improvement Program] (Annual Project)				Guardrail Replacement program, \$2 million annually for preservation needs.
<u>Preservation-Maintenance</u>						
		C 2015 M240 - STP - Flexible	1.880			
		C 2016 M240 - STP - Flexible	1.880			
		C 2017 M240 - STP - Flexible	1.880			
		C 2018 M240 - STP - Flexible	1.880			
		C 2019 M240 - STP - Flexible	1.880			
		C 2020 M240 - STP - Flexible	1.880			
		C 2021 M240 - STP - Flexible	1.880			
		C 2022 M240 - STP - Flexible	1.880			
		C 2023 M240 - STP - Flexible	1.880			
		C 2024 M240 - STP - Flexible	1.880			
		P 2015 M240 - STP - Flexible	.150			
		P 2016 M240 - STP - Flexible	.150			
		P 2017 M240 - STP - Flexible	.150			
		P 2018 M240 - STP - Flexible	.150			
		P 2019 M240 - STP - Flexible	.150			
		P 2020 M240 - STP - Flexible	.150			
		P 2021 M240 - STP - Flexible	.150			
		P 2022 M240 - STP - Flexible	.150			
		P 2023 M240 - STP - Flexible	.150			
		P 2024 M240 - STP - Flexible	.150			
		R 2015 M240 - STP - Flexible	.005			
		R 2016 M240 - STP - Flexible	.005			
		R 2017 M240 - STP - Flexible	.005			
		R 2018 M240 - STP - Flexible	.005			
		R 2019 M240 - STP - Flexible	.005			
		R 2020 M240 - STP - Flexible	.005			
		R 2021 M240 - STP - Flexible	.005			
		R 2022 M240 - STP - Flexible	.005			
		R 2023 M240 - STP - Flexible	.005			
		R 2024 M240 - STP - Flexible	.005			
		<b>I-Total:</b>	<b>20.350</b>			
Highway and Bridge						

Project Name/#/Id	Route/Road:	Location; Scope of Work	I\$(M)	Previous Prog. Yr	Previous Total\$	Comments:
STATEWIDE DISTRICTS BGRR [ 2365 ] <u>Preservation-Maintenance</u>	PRESERVATION	GUARDRAIL REPLACEMENT @ VARIOUS LOCATIONS [Parent] {Annual Betterment}				
		C 2015 BET - BETTERMENT (State FY)	1.200			
		C 2016 BET - BETTERMENT (State FY)	1.200			
		C 2017 BET - BETTERMENT (State FY)	1.200			
		C 2018 BET - BETTERMENT (State FY)	1.200			
		C 2019 BET - BETTERMENT (State FY)	1.200			
		C 2020 BET - BETTERMENT (State FY)	1.200			
		C 2021 BET - BETTERMENT (State FY)	1.200			
		C 2022 BET - BETTERMENT (State FY)	1.200			
		C 2023 BET - BETTERMENT (State FY)	1.200			
		C 2024 BET - BETTERMENT (State FY)	1.200			
Highway and Bridge			<b>I-Total:</b>		12.000	

Project Name/#/Id	Route/Road:	Location; Scope of Work	I\$(M)	Previous Prog. Yr	Previous Total\$	Comments:
STATEWIDE HSIP [ 6767 ]	PRESERVATION	HIGHWAY SAFETY IMPROVEMENT PROGRAM (HSIP) [PARENT]				Federal specified funding for safety projects in accordance with the Highway Safety Improvement Program.
<b><u>Mandated Federal</u></b>						
		C 2015 MS30 - Highway Safety Improvement Program (HSIP)	9.546			
		C 2016 MS30 - Highway Safety Improvement Program (HSIP)	9.546			
		C 2017 MS30 - Highway Safety Improvement Program (HSIP)	9.546			
		C 2018 MS30 - Highway Safety Improvement Program (HSIP)	9.546			
		C 2019 MS30 - Highway Safety Improvement Program (HSIP)	9.546			
		C 2020 MS30 - Highway Safety Improvement Program (HSIP)	9.546			
		C 2021 MS30 - Highway Safety Improvement Program (HSIP)	9.546			
		C 2022 MS30 - Highway Safety Improvement Program (HSIP)	9.546			
		C 2023 MS30 - Highway Safety Improvement Program (HSIP)	9.546			
		C 2024 MS30 - Highway Safety Improvement Program (HSIP)	9.546			
		P 2015 MS30 - Highway Safety Improvement Program (HSIP)	.222			
		P 2016 MS30 - Highway Safety Improvement Program (HSIP)	.222			
		P 2017 MS30 - Highway Safety Improvement Program (HSIP)	.222			
		P 2018 MS30 - Highway Safety Improvement Program (HSIP)	.222			
		P 2019 MS30 - Highway Safety Improvement Program (HSIP)	.222			
		P 2020 MS30 - Highway Safety Improvement Program (HSIP)	.222			
		P 2021 MS30 - Highway Safety Improvement Program (HSIP)	.222			
		P 2022 MS30 - Highway Safety Improvement Program (HSIP)	.222			
		P 2023 MS30 - Highway Safety Improvement Program (HSIP)	.222			
		P 2024 MS30 - Highway Safety Improvement Program (HSIP)	.222			
		R 2015 MS30 - Highway Safety Improvement Program (HSIP)	.033			
		R 2016 MS30 - Highway Safety Improvement Program (HSIP)	.033			
		R 2017 MS30 - Highway Safety Improvement Program (HSIP)	.033			
		R 2018 MS30 - Highway Safety Improvement Program (HSIP)	.033			
		R 2019 MS30 - Highway Safety Improvement Program (HSIP)	.033			
		R 2020 MS30 - Highway Safety Improvement Program (HSIP)	.033			
		R 2021 MS30 - Highway Safety Improvement Program (HSIP)	.033			
		R 2022 MS30 - Highway Safety Improvement Program (HSIP)	.033			
		R 2023 MS30 - Highway Safety Improvement Program (HSIP)	.033			
		R 2024 MS30 - Highway Safety Improvement Program (HSIP)	.033			
		<b>I-Total:</b>	<u>98.015</u>			

Highway and Bridge

Project Name/#/Id	Route/Road:	Location; Scope of Work	I\$(M)	Previous Prog. Yr	Previous Total\$	Comments:
STATEWIDE- BET BR REHAB BETBMT [ 8730 ] <u>Preservation-Maintenance</u>	PRESERVATION	RECONSTRUCTION AND REPAIR OF STATE BRIDGES. PROGRAMMATIC.				
		C 2015 BET - BETTERMENT (State FY)	.500			
		C 2016 BET - BETTERMENT (State FY)	.500			
		C 2017 BET - BETTERMENT (State FY)	.500			
		C 2018 BET - BETTERMENT (State FY)	.500			
		C 2019 BET - BETTERMENT (State FY)	.500			
		C 2020 BET - BETTERMENT (State FY)	.500			
		C 2021 BET - BETTERMENT (State FY)	.500			
		C 2022 BET - BETTERMENT (State FY)	.500			
		C 2023 BET - BETTERMENT (State FY)	.500			
		C 2024 BET - BETTERMENT (State FY)	.500			
Highway and Bridge			<b>I-Total:</b>			
					5.000	



Project Name/#/Id	Route/Road:	Location; Scope of Work	I\$(M)	Previous Prog. Yr	Previous Total\$	Comments:
STATEWIDE RRCS [ 1147 ]	RAIL	RECONSTRUCTION OF CROSSINGS, SIGNALS, & RELATED WORK (Annual Project)				Force Account with Railroad to improve safety of railroad crossings.
<b><u>Mandated Federal</u></b>						
		C 2015 MS40 - Railway-Highway - Hazard Elimination	.550			
		C 2015 MS50 - Railway-Highway - Protective Devices	.550			
		C 2016 MS40 - Railway-Highway - Hazard Elimination	.550			
		C 2016 MS50 - Railway-Highway - Protective Devices	.550			
		C 2017 MS40 - Railway-Highway - Hazard Elimination	.550			
		C 2017 MS50 - Railway-Highway - Protective Devices	.550			
		C 2018 MS40 - Railway-Highway - Hazard Elimination	.550			
		C 2018 MS50 - Railway-Highway - Protective Devices	.550			
		C 2019 MS40 - Railway-Highway - Hazard Elimination	.550			
		C 2019 MS50 - Railway-Highway - Protective Devices	.550			
		C 2020 MS40 - Railway-Highway - Hazard Elimination	.550			
		C 2020 MS50 - Railway-Highway - Protective Devices	.550			
		C 2021 MS40 - Railway-Highway - Hazard Elimination	.550			
		C 2021 MS50 - Railway-Highway - Protective Devices	.550			
		C 2022 MS40 - Railway-Highway - Hazard Elimination	.550			
		C 2022 MS50 - Railway-Highway - Protective Devices	.550			
		C 2023 MS40 - Railway-Highway - Hazard Elimination	.550			
		C 2023 MS50 - Railway-Highway - Protective Devices	.550			
		C 2024 MS40 - Railway-Highway - Hazard Elimination	.550			
		C 2024 MS50 - Railway-Highway - Protective Devices	.550			
		P 2015 MS50 - Railway-Highway - Protective Devices	.040			
		P 2016 MS40 - Railway-Highway - Hazard Elimination	.040			
		P 2017 MS50 - Railway-Highway - Protective Devices	.040			
		P 2018 MS40 - Railway-Highway - Hazard Elimination	.040			
		P 2019 MS50 - Railway-Highway - Protective Devices	.040			
		P 2020 MS40 - Railway-Highway - Hazard Elimination	.040			
		P 2021 MS50 - Railway-Highway - Protective Devices	.040			
		P 2022 MS40 - Railway-Highway - Hazard Elimination	.040			
		P 2023 MS50 - Railway-Highway - Protective Devices	.040			
		P 2024 MS40 - Railway-Highway - Hazard Elimination	.040			
		R 2015 MS50 - Railway-Highway - Protective Devices	.020			
		R 2016 MS40 - Railway-Highway - Hazard Elimination	.020			
		R 2017 MS50 - Railway-Highway - Protective Devices	.020			
		R 2018 MS40 - Railway-Highway - Hazard Elimination	.020			
		R 2019 MS50 - Railway-Highway - Protective Devices	.020			
		R 2020 MS40 - Railway-Highway - Hazard Elimination	.020			
		R 2021 MS50 - Railway-Highway - Protective Devices	.020			
		R 2022 MS40 - Railway-Highway - Hazard Elimination	.020			
		R 2023 MS50 - Railway-Highway - Protective Devices	.020			
		R 2024 MS40 - Railway-Highway - Hazard Elimination	.020			
		<b>I-Total:</b>	<b>11.596</b>			

Rail

Project Name/#/Id	Route/Road:	Location; Scope of Work	I\$(M)	Previous Prog. Yr	Previous Total\$	Comments:
<b>STATEWIDE</b> PVMRK [ 1146 ] <u>Preservation-Maintenance</u>	TRAFFIC	PAVEMENT MARKING (Annual Project)				Annual pavement striping program funding.
		C 2015 M240 - STP - Flexible	3.100			
		C 2016 M240 - STP - Flexible	3.100			
		C 2017 M240 - STP - Flexible	3.100			
		C 2018 M240 - STP - Flexible	3.100			
		C 2019 M240 - STP - Flexible	3.100			
		C 2020 M240 - STP - Flexible	3.100			
		C 2021 M240 - STP - Flexible	3.100			
		C 2022 M240 - STP - Flexible	3.100			
		C 2023 M240 - STP - Flexible	3.100			
		C 2024 M240 - STP - Flexible	3.100			
Highway and Bridge			<b>I-Total:</b>	31.000		
<b>Statewide</b> [ 9010 ] <u>Other Projects</u>	Traffic	Plan preparation, public outreach, and signage to transition to mile point referenced exit numbers				
		C 2016 M240 - STP - Flexible	.320		New Project	
		C 2017 M240 - STP - Flexible	.330		New Project	
		C 2018 M240 - STP - Flexible	.340		New Project	
		P 2015 M240 - STP - Flexible	.103			
Highway and Bridge			<b>I-Total:</b>	1.093		
<b>STATEWIDE DISTRICTS</b> BSEU [ 3833 ] <u>Preservation-Maintenance</u>	TRAFFIC	SIGNAL EQUIPMENT UPGRADES @ VARIOUS LOCATIONS (Bureau of Traffic)				Small State System Signal Improvement Project.
		C 2015 BET - BETTERMENT (State FY)	.100			
		C 2016 BET - BETTERMENT (State FY)	.100			
		C 2017 BET - BETTERMENT (State FY)	.100			
		C 2018 BET - BETTERMENT (State FY)	.100			
		C 2019 BET - BETTERMENT (State FY)	.100			
		C 2020 BET - BETTERMENT (State FY)	.100			
		C 2021 BET - BETTERMENT (State FY)	.100			
		C 2022 BET - BETTERMENT (State FY)	.100			
		C 2023 BET - BETTERMENT (State FY)	.100			
		C 2024 BET - BETTERMENT (State FY)	.100			
Highway and Bridge			<b>I-Total:</b>	1.000		

Project Name/#/Id	Route/Road:	Location; Scope of Work	I\$(M)	Previous Prog. Yr	Previous Total\$	Comments:
STATEWIDE TSMO [ 4227 ] <u>Other Projects</u>	TRAFFIC	TRANSPORTATION SYSTEMS MANAGEMENT & OPERATIONS (ITS, CARS-511)				Programmatic operational funding support for TMC.
		P 2015 M400 - CMAQ - Congestion Mitigation & Air Quality Improve	.250			
		P 2016 M400 - CMAQ - Congestion Mitigation & Air Quality Improve	.250			
		P 2017 M400 - CMAQ - Congestion Mitigation & Air Quality Improve	.250			
		P 2018 M400 - CMAQ - Congestion Mitigation & Air Quality Improve	.250			
		P 2019 M400 - CMAQ - Congestion Mitigation & Air Quality Improve	.250			
		P 2020 M400 - CMAQ - Congestion Mitigation & Air Quality Improve	.250			
		P 2021 M400 - CMAQ - Congestion Mitigation & Air Quality Improve	.250			
		P 2022 M400 - CMAQ - Congestion Mitigation & Air Quality Improve	.250			
		P 2023 M400 - CMAQ - Congestion Mitigation & Air Quality Improve	.250			
		P 2024 M400 - CMAQ - Congestion Mitigation & Air Quality Improve	.250			
Highway and Bridge			<b>I-Total:</b>		2.500	
STATEWIDE USSS [ 2735 ] <u>Preservation-Maintenance</u>	TRAFFIC	UPDATE SIGNING ON STATE SYSTEM (Annual Project)				Signing Replacement / Upgrade Program. \$0.5M annually for preservation needs.
		C 2015 M240 - STP - Flexible	.500			
		C 2016 M240 - STP - Flexible	.500			
		C 2017 M240 - STP - Flexible	.500			
		C 2018 M240 - STP - Flexible	.500			
		C 2019 M240 - STP - Flexible	.500			
		C 2020 M240 - STP - Flexible	.500			
		C 2021 M240 - STP - Flexible	.500			
		C 2022 M240 - STP - Flexible	.500			
		C 2023 M240 - STP - Flexible	.500			
		C 2024 M240 - STP - Flexible	.500			
		P 2015 M240 - STP - Flexible	.010			
		P 2016 M240 - STP - Flexible	.010			
		P 2017 M240 - STP - Flexible	.010			
		P 2018 M240 - STP - Flexible	.010			
		P 2019 M240 - STP - Flexible	.010			
		P 2020 M240 - STP - Flexible	.010			
		P 2021 M240 - STP - Flexible	.010			
		P 2022 M240 - STP - Flexible	.010			
		P 2023 M240 - STP - Flexible	.010			
		P 2024 M240 - STP - Flexible	.010			
Highway and Bridge			<b>I-Total:</b>		5.100	

Project Name/#/Id	Route/Road:	Location; Scope of Work	I\$(M)	Previous Prog. Yr	Previous Total\$	Comments:
<b>STATEWIDE</b> [ 8334 ]	TRANSIT	ELDERLY AND DISABLED (POINT OF SERVICE) [STP Transfer to 5310]				Supports Point of Service Transportation activities through the region coordinating committees.
<u>Other Projects</u>						
		C 2015 M240 - STP - Flexible	.800			
		C 2016 M240 - STP - Flexible	.800			
		C 2017 M240 - STP - Flexible	.800			
		C 2018 M240 - STP - Flexible	.800			
		C 2019 M240 - STP - Flexible	.800			
		C 2020 M240 - STP - Flexible	.800			
		C 2021 M240 - STP - Flexible	.800			
		C 2022 M240 - STP - Flexible	.800			
		C 2023 M240 - STP - Flexible	.800			
		C 2023 M240 - STP - Flexible	.800			
		C 2024 M240 - STP - Flexible	.800			
		C 2024 M240 - STP - Flexible	.800			
Highway and Bridge			<b>I-Total:</b>		9.600	
<b>STATEWIDE RWIS</b> 25198 [ 8635 ]	VARIOUS	DESIGN, PROCURE AND INSTALL ROAD AND WEATHER INFORMATION SYSTEM INFRASTRUCTURE. FIELD INSTALLED WEATHER STATIONS AND MOBILE WEATHER DEVICES				
<u>Other Projects</u>						
		C 2015 M240 - STP - Flexible	.170		New Project	
Highway and Bridge			<b>I-Total:</b>		.170	
<b>STATEWIDE</b> 27022 [ 11731 ]	VARIOUS	MAINTENANCE OF STATEWIDE ITS DEVICES				
<u>Preservation-Maintenance</u>						
		C 2015 M240 - STP - Flexible	.114			
Highway and Bridge			<b>I-Total:</b>		.114	
<b>STEWARTSTOWN</b> 16312 [ 6782 ]	NH 145	REPLACE BRIDGE OVER BISHOP BROOK - 121/114 (Red List)				2013 Bridge Priority #6
<u>Red List Bridges</u>						
		C 2016 L1C0 - BRIDGE PROGRAM - ON/OFF SYSTEM	2.109		New Project	
		P 2015 L1C0 - BRIDGE PROGRAM - ON/OFF SYSTEM	.040			
		P 2016 L1C0 - BRIDGE PROGRAM - ON/OFF SYSTEM	.041			
		R 2015 L1C0 - BRIDGE PROGRAM - ON/OFF SYSTEM	.011			
		R 2016 L1C0 - BRIDGE PROGRAM - ON/OFF SYSTEM	.006			
Highway and Bridge			<b>I-Total:</b>		2.207	

Project Name/#/Id	Route/Road:	Location; Scope of Work	I\$(M)	Previous Prog. Yr	Previous Total\$	Comments:
<b>STEWARTSTOWN, NH - CANAAN, VT</b> 15838 [ 7416 ] <u>Red List Bridges</u>	BRIDGE STREET	BRIDGE REHABILITATION OVER CONNECTICUT RIVER - 054/163 {Red List}				2013 Bridge Priority #3.
		C 2016 L110 - BRIDGE PROGRAM - OFF SYSTEM	.767	2016		
		C 2016 L110 - BRIDGE PROGRAM - OFF SYSTEM	3.834	2016		
		C 2016 VT - VERMONT'S CONTRIBUTION	1.356	2016		
		C 2016 VT - VERMONT'S CONTRIBUTION	.272	2016		
Highway and Bridge		<b>I-Total:</b>	6.229			
<b>SUGAR HILL</b> 24218 [ 8581 ] <u>Municipal Bridges</u>	CRANE HILL ROAD	BRIDGE REHAB OVER GALE RIVER - 202/128 [SAB*4216] {State Aid Bridge Program}				Specific project from Statewide program, Local Administration.
		C 2022 SAB - STATE AID BRIDGE (State FY), 20% = Town	.978	New Project		
		P 2022 SAB - STATE AID BRIDGE (State FY), 20% = Town	.129			
		R 2022 SAB - STATE AID BRIDGE (State FY), 20% = Town	.006			
Highway and Bridge		<b>I-Total:</b>	1.113			
<b>SUMMER YOUTH LANDSCAPE PROGRAM</b> SMRLN [ 1766 ] <u>Other Projects</u>	ADMINISTRATION	ESTABLISHMENT OF SUMMER LANDSCAPING YOUTH PROGRAM TO PERFORM MAINTENANCE & OTHER RELATED WORK STATEWIDE [Annual Project]				Program Funding for Summer Landscaping Youth Program.
		C 2015 M240 - STP - Flexible	.040			
		C 2016 M240 - STP - Flexible	.040			
		C 2017 M240 - STP - Flexible	.040			
		C 2018 M240 - STP - Flexible	.040			
		C 2019 M240 - STP - Flexible	.040			
		C 2020 M240 - STP - Flexible	.040			
		C 2021 M240 - STP - Flexible	.040			
		C 2022 M240 - STP - Flexible	.040			
		C 2023 M240 - STP - Flexible	.040			
		C 2024 M240 - STP - Flexible	.040			
Highway and Bridge		<b>I-Total:</b>	.400			
<b>SUNAPEE</b> 15836 [ 7414 ] <u>Municipal Bridges</u>	LOWER MAIN STREET	REPAIR / REPLACE BRIDGE OVER SUGAR RIVER - 094/100 {Red List} [SAB*4216] {State Aid Bridge Program}				Specific project from Statewide program, Local Administration.
		C 2017 SAB - STATE AID BRIDGE (State FY), 20% = Town	.426	2017		
		P 2017 SAB - STATE AID BRIDGE (State FY), 20% = Town	.074			
Highway and Bridge		<b>I-Total:</b>	.499			

Project Name/#/Id	Route/Road:	Location; Scope of Work	I\$(M)	Previous Prog. Yr	Previous Total\$	Comments:
<b>Swanzy</b> 27692 [ 12300 ] <u>Red List Bridges</u>	NH 32	Bridge replacement, over Martin Brook Br #149/072. (RED LIST)				Bridge Priority List #76.
Highway and Bridge		C 2023 M240 - STP - Flexible	1.726		New Project	
		<b>I-Total:</b>	1.726			
<b>TAMWORTH</b> 16239 [ 7813 ] <u>Red List Bridges</u>	NH 113	BRIDGE REPLACEMENT OVER BEARCAMP RIVER - 150/106 {Red List}				2013 Bridge Priority #79
Highway and Bridge		C 2022 L1C0 - BRIDGE PROGRAM - ON/OFF SYSTEM	6.369	2022		
		P 2015 M001 - National Highway Performance Program (NHPP)	.341			
		<b>I-Total:</b>	6.709			
<b>THORNTON</b> 15938 [ 7523 ] <u>Municipal Bridges</u>	COVERED BRIDGE ROAD	BRIDGE REHABILITATION OVER MILL BROOK - 183/107 {Red List} [SAB*4216] {State Aid Bridge Program}				Specific project from Statewide program, Local Administration.
Highway and Bridge		C 2018 SAB - STATE AID BRIDGE (State FY), 20% = Town	.760	2018		
		P 2018 SAB - STATE AID BRIDGE (State FY), 20% = Town	.119			
		R 2018 SAB - STATE AID BRIDGE (State FY), 20% = Town	.011			
		<b>I-Total:</b>	.890			
<b>TMC - MAINTENANCE</b> TMC-MAINT [ 8636 ] <u>Other Projects</u>		ITS MAINTENANCE OPERATIONS TO INCLUDE CCTV, DMS, RWIS, VSL, MICROWAVE AND FIBER OPTIC INFRASTRUCTURE [Annual Program]				
Highway and Bridge		C 2015 M240 - STP - Flexible	.103		New Project	
		<b>I-Total:</b>	.103			
<b>UNH / Wildcat Transit</b> 68070 [ 99995 ] <u>Transit</u>	Various	Capital Equipment Purchases and Operating Support for UNH/Wildcat Bus Services				
		2015 M400 - CMAQ - Congestion Mitigation & Air Quality Improve	.199			
		<b>I-Total:</b>	.199			
<b>WALPOLE - CHARLESTOWN</b> 14747 [ 1891 ] <u>Other Projects</u>	NH 12	RECONSTRUCTION FROM MAIN STREET IN WALPOLE TO NH 12A IN CHARLESTOWN, REMOVE CONCRETE BASE, ADD SHOULDERS AND IMPROVE DRAINAGE				ULSRPC Regional Priority #1
Highway and Bridge		C 2016 L250 - STP - RURAL AREAS < 5,000k	9.585	2015		
		C 2017 L250 - STP - RURAL AREAS < 5,000k	4.396	2016		
		<b>I-Total:</b>	13.981			

Project Name/#/Id	Route/Road:	Location; Scope of Work	I\$(M)	Previous Prog. Yr	Previous Total\$	Comments:
<b>WARNER</b> 15907 [ 7497 ] <u>Red List Bridges</u>	NH 127	BRIDGE REPLACEMENT OVER WARNER RIVER - 254/180 {Red List}				2013 Bridge Priority #63
Highway and Bridge		C 2021 L1C0 - BRIDGE PROGRAM - ON/OFF SYSTEM	2.537	2021		
		<b>I-Total:</b>	2.537			
<b>WARNER - SUTTON</b> 15747 [ 3253 ] <u>Interstate Maintenance</u>	I-89	PAVEMENT REHABILITATION FROM EXIT 9 TO EXIT 10 (7 MILES) [4R]				Interstate 4R
Highway and Bridge		C 2019 L010 - INTERSTATE MAINTENANCE	8.000	2019		
		C 2020 L010 - INTERSTATE MAINTENANCE	5.333	2020		
		P 2017 L010 - INTERSTATE MAINTENANCE	.110			
		P 2018 L010 - INTERSTATE MAINTENANCE	.113			
		<b>I-Total:</b>	13.557			
<b>WASHINGTON</b> 20300 [ 7915 ] <u>Municipal Bridges</u>	DOLE SCHOOL ROAD	BRIDGE REPLACEMENT OVER HIGHLAND LAKE OUTLET - 165/041 {Red List} [SAB*4216] {State Aid Bridge Program}				Specific project from Statewide program, Local Administration.
Highway and Bridge		C 2020 SAB - STATE AID BRIDGE (State FY), 20% = Town	.411	2020		
		P 2020 SAB - STATE AID BRIDGE (State FY), 20% = Town	.073			
		R 2020 SAB - STATE AID BRIDGE (State FY), 20% = Town	.001			
		<b>I-Total:</b>	.485			
<b>WHITEFIELD</b> 15732 [ 7261 ] <u>Municipal Bridges</u>	WATER STREET	REPAIR / REPLACEMENT OF BRIDGE - 106/106 [PARENT #4216] {Red List}				Specific project from Statewide program, Local Administration.
Highway and Bridge		P 2016 SAB - STATE AID BRIDGE (State FY), 20% = Town	.080			
		<b>I-Total:</b>	.080			
<b>WHITEFIELD</b> 16025 [ 7630 ] <u>Municipal Bridges</u>	HAZEN ROAD	BRIDGE REHABILITATION OVER JOHNS RIVER - 159/098 {Red List} [SAB*4216] {State Aid Bridge Program}				Specific project from Statewide program, Local Administration.
Highway and Bridge		C 2019 SAB - STATE AID BRIDGE (State FY), 20% = Town	.170	2019		
		P 2019 SAB - STATE AID BRIDGE (State FY), 20% = Town	.029			
		R 2019 SAB - STATE AID BRIDGE (State FY), 20% = Town	.006			
		<b>I-Total:</b>	.205			

Project Name/#/Id	Route/Road:	Location; Scope of Work	I\$(M)	Previous Prog. Yr	Previous Total\$	Comments:
<b>WILTON</b> 15767 [ 7303 ] <u>Municipal Bridges</u>	KING BROOK ROAD	BRIDGE REHABILITATION OVER KING BROOK - 074/060 {Red List} [SAB*4216] {State Aid Bridge Program}				Specific project from Statewide program, Local Administration.
		C 2017 SAB - STATE AID BRIDGE (State FY), 20% = Town	.269	2017		
		P 2017 SAB - STATE AID BRIDGE (State FY), 20% = Town	.055			
		R 2017 SAB - STATE AID BRIDGE (State FY), 20% = Town	.005			
Highway and Bridge		<b>I-Total:</b>	.330			
<b>WILTON</b> 15768 [ 7304 ] <u>Municipal Bridges</u>	OLD COUNTY FARM ROAD	BRIDGE REPLACEMENT OVER BLOOD BROOK - 060/118 {Red List} [SAB*4216] {State Aid Bridge Program}				Specific project from Statewide program, Local Administration.
		C 2016 SAB - STATE AID BRIDGE (State FY), 20% = Town	.181	2016		
		P 2016 SAB - STATE AID BRIDGE (State FY), 20% = Town	.048			
		R 2016 SAB - STATE AID BRIDGE (State FY), 20% = Town	.005			
Highway and Bridge		<b>I-Total:</b>	.234			
<b>WILTON</b> 26201 [ 8737 ] <u>Municipal Bridges</u>	STAGE COACH ROAD	BRIDGE REPLACEMENT OVER BURTON POND - 086/142				Specific project from Statewide program, Local Administration.
		C 2021 SAB - STATE AID BRIDGE (State FY), 20% = Town	.211	New Project		
		P 2021 SAB - STATE AID BRIDGE (State FY), 20% = Town	.049			
		R 2021 SAB - STATE AID BRIDGE (State FY), 20% = Town	.008			
Highway and Bridge		<b>I-Total:</b>	.267			
<b>WILTON - MILFORD - AMHERST - BEDFORD</b> 13692 [ 2739 ] <u>Other Projects</u>	NH 101	SAFETY IMPROVEMENTS @ VARIOUS LOCATIONS FROM WILTON TO WALLACE RD IN BEDFORD AS DETERMINED BY CORRIDOR STUDY				Interim safety improvements
		C 2019 L050 - NATIONAL HIGHWAY SYSTEM	3.980			
		C 2020 M001 - National Highway Performance Program (NHPP)	5.194	2020		
		P 2018 M001 - National Highway Performance Program (NHPP)	.250			
		R 2016 M001 - National Highway Performance Program (NHPP)	.117			
		R 2018 M001 - National Highway Performance Program (NHPP)	.062			
Highway and Bridge		<b>I-Total:</b>	9.604			



Project Name/#/Id	Route/Road:	Location; Scope of Work	I\$(M)	Previous Prog. Yr	Previous Total\$	Comments:
<b>WINCHESTER</b> 20819 [ 7994 ] <u>Red List Bridges</u>	NH 10	REHABILITATION OR REPLACEMENT OF 12' CONCRETE BOX OVER FOREST LAKE OUTLET - 137/121 RED LIST.				2013 Bridge Priority #77
		C 2021 L250 - STP - RURAL AREAS < 5,000k	1.158	2021		
		P 2015 L250 - STP - RURAL AREAS < 5,000k	.051			
		P 2016 L250 - STP - RURAL AREAS < 5,000k	.012			
		R 2015 L250 - STP - RURAL AREAS < 5,000k	.011			
		R 2021 L250 - STP - RURAL AREAS < 5,000k	.007			
Highway and Bridge			<b>I-Total:</b>		1.239	
<b>WOLFEBORO</b> LRPC11 [ 9003 ] <u>Other Projects</u>	NH 28	NH 28 IMPROVEMENTS, SOUTH MAIN STREET TO ALTON T/L				
		C 2024 M240 - STP - Flexible	10.189			New Project
Highway and Bridge			<b>I-Total:</b>		10.189	
			<b>Report I-Total\$</b>		<b>2195.150</b>	



# DRAFT 2015-2024

## TEN YEAR TRANSPORTATION IMPROVEMENT PLAN

---

### **Turnpikes**

Highway and Bridge Projects

Alpha sort

{Inflation Included}



# 2015-2024 TYP Turnpike Projects

January 15, 2014

\*\*\*\* Draft \*\*\*\*

Alpha Sort  
{Inflation Included}

Project Name/#/Id	Route/Road:	Location; Scope of Work	I\$(M)	Previous Prog. Yr	Previous Total\$	Comments:
<b>BEDFORD - MERRIMACK</b> 16100 [ 7394 ]	F.E. EVERETT TPK	IMPROVEMENT TO BEDFORD MAINLINE TOLL PLAZA TO INSTITUTE OPEN ROAD TOLLING {Turnpike}				Authorized under HB 391. Proposed Expanded Turnpike Capital Program. Existing toll revenue.
<i>Individual Projects</i>						
		C 2016 TPK - TURNPIKE EXPANSION (State FY)	3.800			
		C 2017 TPK - TURNPIKE EXPANSION (State FY)	9.100			
		C 2018 TPK - TURNPIKE EXPANSION (State FY)	5.300			
		P 2015 TPK - TURNPIKE EXPANSION (State FY)	<u>.300</u>			
Highway and Bridge			<b>I-Total:</b>		18.500	
<b>BOW - CONCORD</b> 13742 [ 2075 ]	I-93	WIDEN FROM I-89 TO BETWEEN EXITS 15 AND 16. BRIDGE #S: 203/090, 139/116, 163/106, 184/103, 201/096, 201/097 AND 203/089. (3 RED LIST BRIDGES #152/108, 150/107 AND 142/116)				2013 Bridge Priority #16, #35, & #58. Proposed Expanded Turnpike Capital Program. Final Design and Construction, contingent on authorization and Future Toll increase or other resources.
<i>Individual Projects</i>						
		P 2015 TPK - TURNPIKE EXPANSION (State FY)	1.000			
		P 2016 TPK - TURNPIKE EXPANSION (State FY)	<u>1.000</u>			
Highway and Bridge			<b>I-Total:</b>		2.000	
<b>COAST</b> 68069 [ 8572 ]	COAST	CAPITAL EQUIPMENT PURCHASES AND OPERATING SUPPORT FOR COAST BUS SERVICES {CMAQ}				Project Established 2013.
<i>Transit</i>						
		2015 TPK - TURNPIKE EXPANSION (State FY)	.178			New Project
		2016 TPK - TURNPIKE EXPANSION (State FY)	.895			New Project
		2017 TPK - TURNPIKE EXPANSION (State FY)	<u>.895</u>			
Highway and Bridge			<b>I-Total:</b>		1.967	

Project Name/#/Id	Route/Road:	Location; Scope of Work	I\$(M)	Previous Prog. Yr	Previous Total\$	Comments:
<b>CONCORD</b> [ 8279 ]	TURNPIKES	TURNPIKE ADMINISTRATION BUILDING				Proposed Expanded Turnpike Capital Program. Existing toll revenue.
<b><u>Individual Projects</u></b>						
		C 2016 TPK - TURNPIKE EXPANSION (State FY)	4.100			New Project
		P 2015 TPK - TURNPIKE EXPANSION (State FY)	.600			
		P 2016 TPK - TURNPIKE EXPANSION (State FY)	.200			
Highway and Bridge			<b>I-Total:</b>		4.900	
<b>Dover &amp; Rochester</b> [ 8826 ]	Spaulding Turnpike	Improvements to the Dover & Rochester toll plazas				Proposed Expanded Turnpike Capital Program. Existing toll revenue.
<b><u>Individual Projects</u></b>						
		C 2021 TPK - TURNPIKE EXPANSION (State FY)	7.000			
		C 2022 TPK - TURNPIKE EXPANSION (State FY)	7.000			
		P 2019 TPK - TURNPIKE EXPANSION (State FY)	.500			
		P 2020 TPK - TURNPIKE EXPANSION (State FY)	.500			
Highway and Bridge			<b>I-Total:</b>		15.000	
<b>HAMPTON FALLS - HAMPTON</b> 13408 B [ 6048 ]	I-95	REPLACEMENT OF THE TAYLOR RIVER BRIDGE - 120/102 {Red List} (HAMPTON) ON THE BLUE STAR HIGHWAY AND REPLACEMENT OR REMOVAL OF THE TAYLOR RIVER DAM IN HAMPTON AT MILE 3.6501 {Turnpike}				2013 Bridge Priority #25. Turnpike Priority Capital Program
<b><u>Bridges</u></b>						
		C 2015 TPK - TURNPIKE EXPANSION (State FY)	9.930		2013	
		P 2015 TPK - TURNPIKE EXPANSION (State FY)	.050			
Highway and Bridge			<b>I-Total:</b>		9.980	
<b>HOOKSETT</b> [ 9015 ]		RECONSTRUCTION OF EXIT 11 RAMP TOLLS TO IMPLEMENT ALL ELECTRONIC TOLLING (AET)				Proposed Expanded Turnpike Capital Program. Existing Toll revenue.
<b><u>Individual Projects</u></b>						
		C 2016 TPK - TURNPIKE EXPANSION (State FY)	1.300			
Highway and Bridge			<b>I-Total:</b>		1.300	

Project Name/#/Id	Route/Road:	Location; Scope of Work	I\$(M)	Previous Prog. Yr	Previous Total\$	Comments:
<b>MANCHESTER</b> 14966 [ 3294 ]	I-293 / FEE TPK	EXIT 4, BRIDGE REHABILITATIONS OR REPLACEMENTS: 144/066, 146/064, 146/065, 149/063,153/061 {All Red List} {Turnpike}				2013 Bridge Priority #8, #9, #10, #11 and 15. Turnpike Capital Program, funding primarily for bridge repair. Construction cash flow.
<u>Red List Bridges</u>						
		C 2015 TPK - TURNPIKE EXPANSION (State FY)	10.700	2013		
		C 2016 TPK - TURNPIKE EXPANSION (State FY)	10.700	2014		
		C 2017 TPK - TURNPIKE EXPANSION (State FY)	5.200	2014		
Highway and Bridge			<b>I-Total:</b> 26.600			
<b>MANCHESTER</b> 16099 [ 7692 ]	I-293 / FEE TPK	PLANNING AND ENGINEERING STUDY FOR RECONSTRUCTION OF THE F.E. EVERETT TURNPIKE AT EXIT 6 (AMOSKEAG) INTERCHANGE AND NEW EXIT 7 (NH 3A) INTERCHANGE {Turnpike}				Proposed Expanded Turnpike Capital Program. Construction, contingent on authorization and Future Toll increase or other resources.
<u>Individual Projects</u>						
		P 2016 TPK - TURNPIKE EXPANSION (State FY)	1.000			
		P 2017 TPK - TURNPIKE EXPANSION (State FY)	1.000			
		P 2022 TPK - TURNPIKE EXPANSION (State FY)	2.000			
		P 2023 TPK - TURNPIKE EXPANSION (State FY)	2.000			
		R 2023 TPK - TURNPIKE EXPANSION (State FY)	2.000			
		R 2024 TPK - TURNPIKE EXPANSION (State FY)	3.000			
Highway and Bridge			<b>I-Total:</b> 11.000			
<b>Nashua - Bedford</b> [ 8829 ]	F.E. Everett TPK	ITS deployment on Central Turnpike				Proposed Expanded Turnpike Capital Program. Existing toll revenue.
<u>Individual Projects</u>						
		C 2016 TPK - TURNPIKE EXPANSION (State FY)	2.000			
		C 2017 TPK - TURNPIKE EXPANSION (State FY)	2.000			
		P 2015 TPK - TURNPIKE EXPANSION (State FY)	.100			
Highway and Bridge			<b>I-Total:</b> 4.100			

Project Name/#/Id	Route/Road:	Location; Scope of Work	I\$(M)	Previous Prog. Yr	Previous Total\$	Comments:
<b>NASHUA - BEDFORD</b> 13761 [ 3662 ]	F.E.E.Tpk	WIDEN EXISTING 2-LANE SECTIONS OF THE TURNPIKE TO A 3-LANE TYPICAL FROM EXIT 8 IN NAHUA TO I-293 IN BEDFORD				Proposed Expanded Turnpike Capital Program.Existing toll revenue.
<b><u>Individual Projects</u></b>						
		C 2022 TPK - TURNPIKE EXPANSION (State FY)	18,000		New Project	
		C 2023 TPK - TURNPIKE EXPANSION (State FY)	20,000		New Project	
		C 2024 TPK - TURNPIKE EXPANSION (State FY)	18,000		New Project	
		P 2015 TPK - TURNPIKE EXPANSION (State FY)	1,000			
		P 2016 TPK - TURNPIKE EXPANSION (State FY)	1,000			
		P 2019 TPK - TURNPIKE EXPANSION (State FY)	3,000			
		P 2020 TPK - TURNPIKE EXPANSION (State FY)	2,000			
		R 2020 TPK - TURNPIKE EXPANSION (State FY)	3,000			
		R 2021 TPK - TURNPIKE EXPANSION (State FY)	4,000			
Highway and Bridge			<b>I-Total:</b>			70,000
<b>NEWINGTON - DOVER</b> 11238 [ 1191 ]	NH 16 / US 4 / SPLDG TPK	WIDEN TURNPIKE INCLUDING LITTLE BAY BRIDGES FROM GOSLING ROAD TO DOVER TOLL				Turnpike Capital Program - overall project for Little Bay bridge and Newington interchange construction, pe, & row. Specific Construction projects broken out separately and include earmark federal funding.
<b><u>Mandated Federal</u></b>						
		C 2015 TPK - TURNPIKE EXPANSION (State FY)	.080		New Project	
		C 2016 TPK - TURNPIKE EXPANSION (State FY)	.080			
		C 2017 TPK - TURNPIKE EXPANSION (State FY)	.080			
Highway and Bridge			<b>I-Total:</b>			.240
<b>NEWINGTON - DOVER</b> 11238 M [ 7075 ]	NH 16 / US 4 / SPLDG TPK	EXIT 3 & 4 INTERCHANGE CONSTRUCTION AND MAINLINE TURNPIKE CONSTRUCTION [PARENT = N-D 11238]				Specific Project Breakout from Newington-Dover 11238. Construction cash flow.
<b><u>Individual Projects</u></b>						
		C 2015 TPK - TURNPIKE EXPANSION (State FY)	11,855		New Project	
Highway and Bridge			<b>I-Total:</b>			11,855



Project Name/#/Id	Route/Road:	Location; Scope of Work	I\$(M)	Previous Prog. Yr	Previous Total\$	Comments:
<b>NEWINGTON - DOVER</b> 11238 O [ 7077 ]	NH 16 / US 4 / SPLDG TPK	REHABILITATION OF EXISTING LITTLE BAY BRIDGE & BRIDGE APPROACH CONSTRUCTION [PARENT N-D 11238]				Specific project breakout from Newington-Dover 11238, Turnpike Capital Program. Construction cash flow.
<b>Bridges</b>						
		C 2015 TPK - TURNPIKE EXPANSION (State FY)	14.900			
		C 2016 TPK - TURNPIKE EXPANSION (State FY)	17.000	2014		
		C 2017 TPK - TURNPIKE EXPANSION (State FY)	2.100	2014		
Highway and Bridge			<b>I-Total:</b> 34.000			
<b>NEWINGTON - DOVER</b> 11238 Q [ 7228 ]	NH 16, US 4 & SPAULDING TURNPIKE	EXIT 6 INTERCHANGE AND MAINLINE TURNPIKE CONSTRUCTION, INCLUDING SOUNDWALLS (PARENT N-D 11238)				Specific project breakout from Newington-Dover 11238, Turnpike Capital Program. Authorized under HB 391. Existing toll revenue.
<b>Individual Projects</b>						
		C 2017 TPK - TURNPIKE EXPANSION (State FY)	4.400	2014		
		C 2018 TPK - TURNPIKE EXPANSION (State FY)	13.800	2014		
		C 2019 TPK - TURNPIKE EXPANSION (State FY)	13.800	2014		
		C 2020 TPK - TURNPIKE EXPANSION (State FY)	13.800	2014		
		C 2021 TPK - TURNPIKE EXPANSION (State FY)	3.400	2014		
Highway and Bridge			<b>I-Total:</b> 49.200			
<b>NEWINGTON - DOVER</b> 11238 S [ 7233 ]	SPAULDING TURNPIKE / LITTLE BAY BRIDGES	GENERAL SULLIVAN BRIDGE REHABILITATION				Specific project breakout from Newington-Dover 11238, Turnpike Capital Program. Authorized under HB 391. Existing toll revenue.
<b>Individual Projects</b>						
		C 2019 TPK - TURNPIKE EXPANSION (State FY)	5.800	2015		
		C 2020 TPK - TURNPIKE EXPANSION (State FY)	11.500	2016		
		C 2021 TPK - TURNPIKE EXPANSION (State FY)	11.500	2017		
		C 2022 TPK - TURNPIKE EXPANSION (State FY)	2.900			
Highway and Bridge			<b>I-Total:</b> 31.700			
<b>NEWINGTON - DOVER</b> 11238 U [ 9016 ]		CONSTRUCTION OF SPAULDING TURNPIKE MAINTENANCE FACILITY IN NEWINGTON				Specific project breakout from Newington-Dover 11238, Turnpike Capital Program. Authorized under HB 391. Existing toll revenue.
<b>Individual Projects</b>						
		C 2020 TPK - TURNPIKE EXPANSION (State FY)	4.000			
Highway and Bridge			<b>I-Total:</b> 4.000			

Project Name/#/Id	Route/Road:	Location; Scope of Work		I\$(M)	Previous Prog. Yr	Previous Total\$	Comments:
<b>PORTSMOUTH, NH - KITTERY, ME</b> 16189 [ 7778 ] <b>Bridges</b>	I-95	REHABILITATION OF BRIDGE OVER PISCATAQUA RIVER - 258/128					2013 Bridge Priority #24. Specific project from Statewide program
			C	2018	TRR - TURNPIKE RENEWAL & REPLACEMENT (State FY)	1.800	2017
			C	2019	TRR - TURNPIKE RENEWAL & REPLACEMENT (State FY)	1.800	2017
Highway and Bridge						<b>I-Total:</b> 3.600	
<b>STATEWIDE TOLL SERVICES</b> 25224 [ 8667 ] <b>Eng &amp; ROW</b>	TURNPIKES	ON-CALL TOLL SYSTEM SERVICE AGREEMENT- JACOBS ENGINEERING. (TURNPIKE CAPITAL PROGRAM)					
			P	2015	TPK - TURNPIKE EXPANSION (State FY)	.250	
Highway and Bridge						<b>I-Total:</b> .250	
<b>STATEWIDE TRR</b> [ 4042 ] <b>Preservation-Maintenance</b>	TURNPIKES	PROJECTS TO BE DETERMINED ON TURNPIKE SYSTEM (Annual Project)					Turnpike funding for routine preservation work on Turnpike System as required by bond covenants.
			C	2015	TRR - TURNPIKE RENEWAL & REPLACEMENT (State FY)	7.685	
			C	2016	TRR - TURNPIKE RENEWAL & REPLACEMENT (State FY)	11.600	
			C	2017	TRR - TURNPIKE RENEWAL & REPLACEMENT (State FY)	11.500	
			C	2018	TRR - TURNPIKE RENEWAL & REPLACEMENT (State FY)	11.850	
			C	2019	TRR - TURNPIKE RENEWAL & REPLACEMENT (State FY)	12.000	
			C	2020	TRR - TURNPIKE RENEWAL & REPLACEMENT (State FY)	12.000	
			C	2021	TRR - TURNPIKE RENEWAL & REPLACEMENT (State FY)	12.000	
			C	2022	TRR - TURNPIKE RENEWAL & REPLACEMENT (State FY)	12.000	
			C	2023	TRR - TURNPIKE RENEWAL & REPLACEMENT (State FY)	12.000	
			C	2024	TRR - TURNPIKE RENEWAL & REPLACEMENT (State FY)	12.000	
Highway and Bridge						<b>I-Total:</b> 114.635	
<b>STATEWIDE</b> 25238 [ 8677 ] <b>Eng &amp; ROW</b>	TURNPIKES	STATEWIDE ROW SERVICES (TURNPIKES CENTRAL CORRIDOR)					
			P	2015	TPK - TURNPIKE EXPANSION (State FY)	.005	
			P	2016	TPK - TURNPIKE EXPANSION (State FY)	.005	
			R	2015	TPK - TURNPIKE EXPANSION (State FY)	.025	
			R	2016	TPK - TURNPIKE EXPANSION (State FY)	.025	
Highway and Bridge						<b>I-Total:</b> .060	

Project Name/#/Id	Route/Road:	Location; Scope of Work	I\$(M)	Previous Prog. Yr	Previous Total\$	Comments:
<b>STATEWIDE TOLL SERVICES</b> 25226 [ 8716 ]	TURNPIKES	TRAFFIC AND REVENUE STUDIES, PREPARATION AND REPRESENTATION FOR BOND ISSUANCES, HIGH SPEED TOLLING AND ELECTRONIC TOLLING DESIGN AND OVERSIGHT OF INSTALLATION. DEVELOPMENT OF RFQ/RFP FOR SPECIAL PROJECTS. [TURNPIKE CAPITAL PROGRAM ORG CODE 7511]				
		P 2015 TPK - TURNPIKE EXPANSION (State FY)			.250	
Highway and Bridge					<b>I-Total:</b> .250	
<b>UNH / Wildcat Transit</b> 68070 [ 99995 ]	Various	Capital Equipment Purchases and Operating Support for UNH/Wildcat Bus Services				
		2015 TPK - TURNPIKE EXPANSION (State FY)			.048	
		2016 TPK - TURNPIKE EXPANSION (State FY)			.242	
		2017 TPK - TURNPIKE EXPANSION (State FY)			.242	
					<b>I-Total:</b> .532	
			<b>Report I-Total\$</b>		<b>415.669</b>	



---

**DRAFT**


**DRAFT**

**TEN YEAR TRANSPORTATION  
IMPROVEMENT PLAN  
2015 - 2024**

**Projects Only  
Rail, Transit and Aeronautics Funded**

**\*\* LEGISLATIVE REVIEW \*\***

PURSUANT TO  
RSA 228:99 AND RSA 240 OF THE LAWS OF NEW HAMPSHIRE



**DRAFT**

**DRAFT**

PROJECTS LISTED ALPHABETICALLY



PREPARED BY THE NEW HAMPSHIRE  
DEPARTMENT OF TRANSPORTATION

January 27, 2014

---



# 2015-2024 TYP Aeronautics, Rail, Transit Projects

January 15, 2014

\*\*\*\* Draft \*\*\*\*

Alpha Sort  
{Inflation Included}

Project Name/#/Id	Route/Road:	Location; Scope of Work	I\$(M)	Previous Prog. Yr	Previous Total\$	Comments:
<b>BERLIN - MILAN</b> [ 8120 ] <u>Aeronautics</u>	BERLIN REGIONAL AIRPORT	Expansion - apron, taxiway, and hangar improvements.				
		2018 AIP - AIRPORT IMPROVEMENT PROGRAM	.038			
		2019 AIP - AIRPORT IMPROVEMENT PROGRAM	1.431			
Aeronautics			<b>I-Total:</b>		1.469	
<b>BERLIN - MILAN</b> [ 8122 ] <u>Aeronautics</u>	BERLIN REGIONAL AIRPORT	Preservation - master plan and wildlife hazard assesment. SRE, fuel farm, and hazard beacon improvements.				
		2015 AIP - AIRPORT IMPROVEMENT PROGRAM	.511			
		2017 AIP - AIRPORT IMPROVEMENT PROGRAM	.085			
Aeronautics			<b>I-Total:</b>		.596	
<b>Boston Express - FEE 68060</b> [ 8674 ] <u>Transit</u>	TRANSIT	Commuter bus preventative maintenance				
		2015 FT12 - FTA SECTION 5307 URBAN TRANSIT CAPITAL & PLAN.	.144			
		2016 FT12 - FTA SECTION 5307 URBAN TRANSIT CAPITAL & PLAN.	.149			
		2017 FT12 - FTA SECTION 5307 URBAN TRANSIT CAPITAL & PLAN.	.154			
		2018 FT12 - FTA SECTION 5307 URBAN TRANSIT CAPITAL & PLAN.	.159			
		2019 FT12 - FTA SECTION 5307 URBAN TRANSIT CAPITAL & PLAN.	.047			
Transit			<b>I-Total:</b>		.653	
<b>Boston Express - I-93</b> [ 2903 ] <u>Transit</u>	Transit	Commuter bus capital				Boston Urbanized Area Funding
		2015 FT12 - FTA SECTION 5307 URBAN TRANSIT CAPITAL & PLAN.	.645			
		2016 FT12 - FTA SECTION 5307 URBAN TRANSIT CAPITAL & PLAN.	.666			
		2017 FT12 - FTA SECTION 5307 URBAN TRANSIT CAPITAL & PLAN.	.165			
		2018 FT12 - FTA SECTION 5307 URBAN TRANSIT CAPITAL & PLAN.	.170			
		2019 FT12 - FTA SECTION 5307 URBAN TRANSIT CAPITAL & PLAN.	.176			
Transit			<b>I-Total:</b>		1.821	

Project Name/#/Id	Route/Road:	Location; Scope of Work	I\$(M)	Previous Prog. Yr	Previous Total\$	Comments:
<b>Boston Express - I-93</b> 10418 L [ 5613 ] <u>Transit</u>	TRANSIT	Implement and provide operational support for expanded commuter bus service				
		C 2015 FT12 - FTA SECTION 5307 URBAN TRANSIT CAPITAL & PLAN.	.600			
		C 2016 FT12 - FTA SECTION 5307 URBAN TRANSIT CAPITAL & PLAN.	.600			
		C 2017 FT12 - FTA SECTION 5307 URBAN TRANSIT CAPITAL & PLAN.	.600			
		C 2018 FT12 - FTA SECTION 5307 URBAN TRANSIT CAPITAL & PLAN.	.600			
		C 2019 FT12 - FTA SECTION 5307 URBAN TRANSIT CAPITAL & PLAN.	.600			
Transit			<b>I-Total:</b>		3.000	
<b>CART</b> [ 7239 ] <u>Transit</u>	TRANSIT	OPERATING ASSISTANCE				Assumes a 50% match to the federal funds.
		2015 FT12 - FTA SECTION 5307 URBAN TRANSIT CAPITAL & PLAN.	.712			
		2016 FT12 - FTA SECTION 5307 URBAN TRANSIT CAPITAL & PLAN.	.735			
		2017 FT12 - FTA SECTION 5307 URBAN TRANSIT CAPITAL & PLAN.	.758			
		2018 FT12 - FTA SECTION 5307 URBAN TRANSIT CAPITAL & PLAN.	.783			
		2019 FT12 - FTA SECTION 5307 URBAN TRANSIT CAPITAL & PLAN.	.808			
		2020 FT12 - FTA SECTION 5307 URBAN TRANSIT CAPITAL & PLAN.	.834			
		2021 FT12 - FTA SECTION 5307 URBAN TRANSIT CAPITAL & PLAN.	.860			
		2022 FT12 - FTA SECTION 5307 URBAN TRANSIT CAPITAL & PLAN.	.888			
		2023 FT12 - FTA SECTION 5307 URBAN TRANSIT CAPITAL & PLAN.	.916			
Transit			<b>I-Total:</b>		7.294	
<b>CART</b> [ 2985 ] <u>Transit</u>	TRANSIT	PREVENTATIVE MAINTENANCE				Assumes a 50% match to the federal funds.
		2015 FT12 - FTA SECTION 5307 URBAN TRANSIT CAPITAL & PLAN.	.088			
		2016 FT12 - FTA SECTION 5307 URBAN TRANSIT CAPITAL & PLAN.	.091			
		2017 FT12 - FTA SECTION 5307 URBAN TRANSIT CAPITAL & PLAN.	.093			
		2018 FT12 - FTA SECTION 5307 URBAN TRANSIT CAPITAL & PLAN.	.096			
		2019 FT12 - FTA SECTION 5307 URBAN TRANSIT CAPITAL & PLAN.	.100			
		2020 FT12 - FTA SECTION 5307 URBAN TRANSIT CAPITAL & PLAN.	.103			
		2021 FT12 - FTA SECTION 5307 URBAN TRANSIT CAPITAL & PLAN.	.106			
		2022 FT12 - FTA SECTION 5307 URBAN TRANSIT CAPITAL & PLAN.	.109			
		2023 FT12 - FTA SECTION 5307 URBAN TRANSIT CAPITAL & PLAN.	.113			
		2024 FT12 - FTA SECTION 5307 URBAN TRANSIT CAPITAL & PLAN.	.116			
Transit			<b>I-Total:</b>		1.015	



Project Name/#/Id	Route/Road:	Location; Scope of Work		I\$(M)	Previous Prog. Yr	Previous Total\$	Comments:
<b>CLAREMONT</b> [ 8029 ] <u>Aeronautics</u>	Claremont Municipal Airport	Preservation - runway, apron, and hangar rehabilitation, master planning, obstruction removal, and other activities					
			2015	AIP - AIRPORT IMPROVEMENT PROGRAM		.172	
			2017	AIP - AIRPORT IMPROVEMENT PROGRAM		.397	
			2018	AIP - AIRPORT IMPROVEMENT PROGRAM		2.269	
			2019	AIP - AIRPORT IMPROVEMENT PROGRAM		.737	
Aeronautics					<b>I-Total:</b>	3.575	
<b>COAST</b> [ 3070 ] <u>Transit</u>	COAST	ADA OPERATIONS					Annual Program Funding. Assumes a 20% match to the federal funds.
			2015	FT12 - FTA SECTION 5307 URBAN TRANSIT CAPITAL & PLAN.		.104	
			2016	FT12 - FTA SECTION 5307 URBAN TRANSIT CAPITAL & PLAN.		.104	
			2017	FT12 - FTA SECTION 5307 URBAN TRANSIT CAPITAL & PLAN.		.104	
			2018	FT12 - FTA SECTION 5307 URBAN TRANSIT CAPITAL & PLAN.		.104	
			2019	FT12 - FTA SECTION 5307 URBAN TRANSIT CAPITAL & PLAN.		.104	
			2020	FT12 - FTA SECTION 5307 URBAN TRANSIT CAPITAL & PLAN.		.104	
			2021	FT12 - FTA SECTION 5307 URBAN TRANSIT CAPITAL & PLAN.		.104	
			2022	FT12 - FTA SECTION 5307 URBAN TRANSIT CAPITAL & PLAN.		.104	
			2023	FT12 - FTA SECTION 5307 URBAN TRANSIT CAPITAL & PLAN.		.104	
			2024	FT12 - FTA SECTION 5307 URBAN TRANSIT CAPITAL & PLAN.		.104	
Transit					<b>I-Total:</b>	1.040	
<b>COAST</b> [ 3503 ] <u>Transit</u>	COAST	CAPITAL PROGRAM					Annual Program Funding. Assumes a 20% match to the federal funds.
			2015	FT12 - FTA SECTION 5307 URBAN TRANSIT CAPITAL & PLAN.		.157	
			2016	FT12 - FTA SECTION 5307 URBAN TRANSIT CAPITAL & PLAN.		.157	
			2017	FT12 - FTA SECTION 5307 URBAN TRANSIT CAPITAL & PLAN.		.157	
			2018	FT12 - FTA SECTION 5307 URBAN TRANSIT CAPITAL & PLAN.		.157	
			2019	FT12 - FTA SECTION 5307 URBAN TRANSIT CAPITAL & PLAN.		.157	
			2020	FT12 - FTA SECTION 5307 URBAN TRANSIT CAPITAL & PLAN.		.157	
			2021	FT12 - FTA SECTION 5307 URBAN TRANSIT CAPITAL & PLAN.		.157	
			2022	FT12 - FTA SECTION 5307 URBAN TRANSIT CAPITAL & PLAN.		.157	
			2023	FT12 - FTA SECTION 5307 URBAN TRANSIT CAPITAL & PLAN.		.157	
			2024	FT12 - FTA SECTION 5307 URBAN TRANSIT CAPITAL & PLAN.		.157	
Transit					<b>I-Total:</b>	1.573	

Project Name/#/Id	Route/Road:	Location; Scope of Work	I\$(M)	Previous Prog. Yr	Previous Total\$	Comments:
COAST [ 3069 ]	COAST	GENERAL & COMPREHENSIVE PLANNING				Annual Program Funding. Assumes a 20% match to the federal funds.
<u>Transit</u>						
		2015 FT12 - FTA SECTION 5307 URBAN TRANSIT CAPITAL & PLAN.	.054			
		2016 FT12 - FTA SECTION 5307 URBAN TRANSIT CAPITAL & PLAN.	.054			
		2017 FT12 - FTA SECTION 5307 URBAN TRANSIT CAPITAL & PLAN.	.054			
		2018 FT12 - FTA SECTION 5307 URBAN TRANSIT CAPITAL & PLAN.	.054			
		2019 FT12 - FTA SECTION 5307 URBAN TRANSIT CAPITAL & PLAN.	.054			
		2020 FT12 - FTA SECTION 5307 URBAN TRANSIT CAPITAL & PLAN.	.054			
		2021 FT12 - FTA SECTION 5307 URBAN TRANSIT CAPITAL & PLAN.	.054			
		2022 FT12 - FTA SECTION 5307 URBAN TRANSIT CAPITAL & PLAN.	.054			
		2023 FT12 - FTA SECTION 5307 URBAN TRANSIT CAPITAL & PLAN.	.054			
		2024 FT12 - FTA SECTION 5307 URBAN TRANSIT CAPITAL & PLAN.	.054			
Transit			<b>I-Total:</b>		.540	
COAST [ 3067 ]	COAST	MISC. SUPPORT EQUIPMENT				Annual Program Funding. Assumes a 20% match to the federal funds.
<u>Transit</u>						
		2015 FT12 - FTA SECTION 5307 URBAN TRANSIT CAPITAL & PLAN.	.034			
		2016 FT12 - FTA SECTION 5307 URBAN TRANSIT CAPITAL & PLAN.	.034			
		2017 FT12 - FTA SECTION 5307 URBAN TRANSIT CAPITAL & PLAN.	.034			
		2018 FT12 - FTA SECTION 5307 URBAN TRANSIT CAPITAL & PLAN.	.034			
		2019 FT12 - FTA SECTION 5307 URBAN TRANSIT CAPITAL & PLAN.	.034			
		2020 FT12 - FTA SECTION 5307 URBAN TRANSIT CAPITAL & PLAN.	.034			
		2021 FT12 - FTA SECTION 5307 URBAN TRANSIT CAPITAL & PLAN.	.034			
		2022 FT12 - FTA SECTION 5307 URBAN TRANSIT CAPITAL & PLAN.	.034			
		2023 FT12 - FTA SECTION 5307 URBAN TRANSIT CAPITAL & PLAN.	.034			
		2024 FT12 - FTA SECTION 5307 URBAN TRANSIT CAPITAL & PLAN.	.034			
Transit			<b>I-Total:</b>		.340	

Project Name/#/Id	Route/Road:	Location; Scope of Work	I\$(M)	Previous Prog. Yr	Previous Total\$	Comments:
COAST [ 3068 ]	COAST	MISC. BUS STATION EQUIPMENT				Annual Program Funding. Assumes a 20% match to the federal funds.
<u>Transit</u>						
		2015 FT12 - FTA SECTION 5307 URBAN TRANSIT CAPITAL & PLAN.	.067			
		2016 FT12 - FTA SECTION 5307 URBAN TRANSIT CAPITAL & PLAN.	.067			
		2017 FT12 - FTA SECTION 5307 URBAN TRANSIT CAPITAL & PLAN.	.067			
		2018 FT12 - FTA SECTION 5307 URBAN TRANSIT CAPITAL & PLAN.	.067			
		2019 FT12 - FTA SECTION 5307 URBAN TRANSIT CAPITAL & PLAN.	.067			
		2020 FT12 - FTA SECTION 5307 URBAN TRANSIT CAPITAL & PLAN.	.067			
		2021 FT12 - FTA SECTION 5307 URBAN TRANSIT CAPITAL & PLAN.	.067			
		2022 FT12 - FTA SECTION 5307 URBAN TRANSIT CAPITAL & PLAN.	.067			
		2023 FT12 - FTA SECTION 5307 URBAN TRANSIT CAPITAL & PLAN.	.067			
		2024 FT12 - FTA SECTION 5307 URBAN TRANSIT CAPITAL & PLAN.	.067			
Transit			<b>I-Total:</b>		.670	
COAST [ 567 ]	COAST	OPERATING ASSISTANCE				Annual Program Funding. Assumes a 50% match to the federal funds.
<u>Transit</u>						
		2015 FT12 - FTA SECTION 5307 URBAN TRANSIT CAPITAL & PLAN.	1.613			
		2016 FT12 - FTA SECTION 5307 URBAN TRANSIT CAPITAL & PLAN.	1.613			
		2017 FT12 - FTA SECTION 5307 URBAN TRANSIT CAPITAL & PLAN.	1.613			
		2018 FT12 - FTA SECTION 5307 URBAN TRANSIT CAPITAL & PLAN.	1.613			
		2019 FT12 - FTA SECTION 5307 URBAN TRANSIT CAPITAL & PLAN.	1.613			
		2020 FT12 - FTA SECTION 5307 URBAN TRANSIT CAPITAL & PLAN.	1.613			
		2021 FT12 - FTA SECTION 5307 URBAN TRANSIT CAPITAL & PLAN.	1.613			
		2022 FT12 - FTA SECTION 5307 URBAN TRANSIT CAPITAL & PLAN.	1.613			
		2023 FT12 - FTA SECTION 5307 URBAN TRANSIT CAPITAL & PLAN.	1.613			
		2024 FT12 - FTA SECTION 5307 URBAN TRANSIT CAPITAL & PLAN.	1.613			
Transit			<b>I-Total:</b>		16.130	

Project Name/#/Id	Route/Road:	Location; Scope of Work	I\$(M)	Previous Prog. Yr	Previous Total\$	Comments:
<b>COAST</b> [ 2691 ]	COAST	PREVENTIVE MAINTENANCE				Annual Program Funding. Assumes a 20% to the federal funds.
<b>Transit</b>						
		2015 FT12 - FTA SECTION 5307 URBAN TRANSIT CAPITAL & PLAN.	.391			
		2016 FT12 - FTA SECTION 5307 URBAN TRANSIT CAPITAL & PLAN.	.391			
		2017 FT12 - FTA SECTION 5307 URBAN TRANSIT CAPITAL & PLAN.	.391			
		2018 FT12 - FTA SECTION 5307 URBAN TRANSIT CAPITAL & PLAN.	.391			
		2019 FT12 - FTA SECTION 5307 URBAN TRANSIT CAPITAL & PLAN.	.391			
		2020 FT12 - FTA SECTION 5307 URBAN TRANSIT CAPITAL & PLAN.	.391			
		2021 FT12 - FTA SECTION 5307 URBAN TRANSIT CAPITAL & PLAN.	.391			
		2022 FT12 - FTA SECTION 5307 URBAN TRANSIT CAPITAL & PLAN.	.391			
		2023 FT12 - FTA SECTION 5307 URBAN TRANSIT CAPITAL & PLAN.	.391			
		2024 FT12 - FTA SECTION 5307 URBAN TRANSIT CAPITAL & PLAN.	.391			
			<b>I-Total:</b>		3.910	
<b>CONCORD</b> [ 8042 ]	CONCORD MUNICIPAL AIRPORT	Modernization - apron and runway improvements				
<b>Aeronautics</b>						
		2019 AIP - AIRPORT IMPROVEMENT PROGRAM	.195			
			<b>I-Total:</b>		.195	
<b>CONCORD</b> [ 8048 ]	CONCORD MUNICIPAL AIRPORT	Preservation - apron, hangar, and taxiway preservation. Terminal building and fuel farm improvements. Obstruction removal.				
<b>Aeronautics</b>						
		2015 AIP - AIRPORT IMPROVEMENT PROGRAM	1.370			
		2016 AIP - AIRPORT IMPROVEMENT PROGRAM	3.461			
		2017 AIP - AIRPORT IMPROVEMENT PROGRAM	3.993			
		2018 AIP - AIRPORT IMPROVEMENT PROGRAM	3.352			
		2019 AIP - AIRPORT IMPROVEMENT PROGRAM	3.460			
			<b>I-Total:</b>		15.637	
<b>KEENE - SWANZEY</b> [ 8072 ]	DILLANT-HOPKINS AIRPORT	Preservation - runway reconstruction and hazard beacon rehabilitation, master planning, SRE purchase.				
<b>Aeronautics</b>						
		2015 AIP - AIRPORT IMPROVEMENT PROGRAM	.344			
		2017 AIP - AIRPORT IMPROVEMENT PROGRAM	.464			
		2018 AIP - AIRPORT IMPROVEMENT PROGRAM	2.073			
			<b>I-Total:</b>		2.881	

Project Name/#/Id	Route/Road:	Location; Scope of Work		I\$(M)	Previous Prog. Yr	Previous Total\$	Comments:
<b>LACONIA - GILFORD</b> [ 8060 ] <u>Aeronautics</u>	LACONIA MUNICIPAL AIRPORT	Modernization - wildlife fence improvements					
Aeronautics		2016	AIP - AIRPORT IMPROVEMENT PROGRAM	.746			
				<u>.746</u>			
				<b>I-Total:</b>			
<b>LACONIA - GILFORD</b> [ 8062 ] <u>Aeronautics</u>	LACONIA MUNICIPAL AIRPORT	Preservation - runway and taxiway improvements. Obstruction removal and SRE purchase.					
Aeronautics		2015	AIP - AIRPORT IMPROVEMENT PROGRAM	1.299			
		2017	AIP - AIRPORT IMPROVEMENT PROGRAM	1.868			
		2018	AIP - AIRPORT IMPROVEMENT PROGRAM	.482			
		2019	AIP - AIRPORT IMPROVEMENT PROGRAM	.925			
				<u>.925</u>			
				<b>I-Total:</b>			
<b>LEBANON</b> [ 8082 ] <u>Aeronautics</u>	LEBANON MUNICIPAL AIRPORT	Preservation - runway, taxiway, and apron improvements. Obstruction removal.					
Aeronautics		2015	AIP - AIRPORT IMPROVEMENT PROGRAM	4.923			
		2016	AIP - AIRPORT IMPROVEMENT PROGRAM	10.331			
		2017	AIP - AIRPORT IMPROVEMENT PROGRAM	10.661			
		2018	AIP - AIRPORT IMPROVEMENT PROGRAM	11.003			
		2019	AIP - AIRPORT IMPROVEMENT PROGRAM	9.858			
				<u>9.858</u>			
				<b>I-Total:</b>			
<b>MANCHESTER</b> [ 6923 ] <u>Transit</u>	TRANSIT AUTHORITY	MISCELLANEOUS CAPITAL					Annual Program Funding. Assumes 20% match of the federal funds.
Transit		2015	FT12 - FTA SECTION 5307 URBAN TRANSIT CAPITAL & PLAN.	.118			
		2016	FT12 - FTA SECTION 5307 URBAN TRANSIT CAPITAL & PLAN.	.128			
		2017	FT12 - FTA SECTION 5307 URBAN TRANSIT CAPITAL & PLAN.	.138			
		2018	FT12 - FTA SECTION 5307 URBAN TRANSIT CAPITAL & PLAN.	.150			
		2019	FT12 - FTA SECTION 5307 URBAN TRANSIT CAPITAL & PLAN.	.155			
		2020	FT12 - FTA SECTION 5307 URBAN TRANSIT CAPITAL & PLAN.	.160			
		2021	FT12 - FTA SECTION 5307 URBAN TRANSIT CAPITAL & PLAN.	.165			
		2022	FT12 - FTA SECTION 5307 URBAN TRANSIT CAPITAL & PLAN.	.170			
		2023	FT12 - FTA SECTION 5307 URBAN TRANSIT CAPITAL & PLAN.	.176			
		2024	FT12 - FTA SECTION 5307 URBAN TRANSIT CAPITAL & PLAN.	.181			
				<u>.181</u>			
				<b>I-Total:</b>			

Project Name/#/Id	Route/Road:	Location; Scope of Work	I\$(M)	Previous Prog. Yr	Previous Total\$	Comments:
<b>MANCHESTER</b> [ 602 ]	TRANSIT AUTHORITY	OPERATING ASSISTANCE FOR FIXED ROUTE SERVICE				Annual Program Funding. Assumes 50% match of the federal funds.
<u>Transit</u>						
		2015 FT12 - FTA SECTION 5307 URBAN TRANSIT CAPITAL & PLAN.	3,265			
		2016 FT12 - FTA SECTION 5307 URBAN TRANSIT CAPITAL & PLAN.	3,504			
		2017 FT12 - FTA SECTION 5307 URBAN TRANSIT CAPITAL & PLAN.	3,760			
		2018 FT12 - FTA SECTION 5307 URBAN TRANSIT CAPITAL & PLAN.	4,036			
		2019 FT12 - FTA SECTION 5307 URBAN TRANSIT CAPITAL & PLAN.	4,165			
		2020 FT12 - FTA SECTION 5307 URBAN TRANSIT CAPITAL & PLAN.	4,298			
		2021 FT12 - FTA SECTION 5307 URBAN TRANSIT CAPITAL & PLAN.	4,436			
		2022 FT12 - FTA SECTION 5307 URBAN TRANSIT CAPITAL & PLAN.	4,578			
		2023 FT12 - FTA SECTION 5307 URBAN TRANSIT CAPITAL & PLAN.	4,725			
		2024 FT22 - FTA SECTION 5317 - NEW FREEDOM PROGRAM	4,876			
Transit			<b>I-Total:</b>		41.643	
<b>MANCHESTER</b> [ 2496 ]	TRANSIT AUTHORITY	OPERATING ASSISTANCE FOR CAPITAL MAINTENANCE OF MTA FLEET				Annual Program Funding. Assumes 20% match of the federal funds.
<u>Transit</u>						
		2015 FT12 - FTA SECTION 5307 URBAN TRANSIT CAPITAL & PLAN.	.504			
		2016 FT12 - FTA SECTION 5307 URBAN TRANSIT CAPITAL & PLAN.	.541			
		2017 FT12 - FTA SECTION 5307 URBAN TRANSIT CAPITAL & PLAN.	.580			
		2018 FT12 - FTA SECTION 5307 URBAN TRANSIT CAPITAL & PLAN.	.623			
		2019 FT12 - FTA SECTION 5307 URBAN TRANSIT CAPITAL & PLAN.	.643			
		2020 FT12 - FTA SECTION 5307 URBAN TRANSIT CAPITAL & PLAN.	.663			
		2021 FT12 - FTA SECTION 5307 URBAN TRANSIT CAPITAL & PLAN.	.685			
		2022 FT12 - FTA SECTION 5307 URBAN TRANSIT CAPITAL & PLAN.	.707			
		2023 FT12 - FTA SECTION 5307 URBAN TRANSIT CAPITAL & PLAN.	.729			
		2024 FT12 - FTA SECTION 5307 URBAN TRANSIT CAPITAL & PLAN.	.752			
Transit			<b>I-Total:</b>		6.427	

Project Name/#/Id	Route/Road:	Location; Scope of Work		I\$(M)	Previous Prog. Yr	Previous Total\$	Comments:
<b>MANCHESTER</b> [ 5916 ] <u>Transit</u>	TRANSIT AUTHORITY	OPERATING ASSISTANCE FOR ADA PARATRANSIT SERVICE					Annual Program Funding. Assumes 20% match of the federal funds.
		2015	FT12 - FTA SECTION 5307 URBAN TRANSIT CAPITAL & PLAN.	.319			
		2016	FT12 - FTA SECTION 5307 URBAN TRANSIT CAPITAL & PLAN.	.343			
		2017	FT12 - FTA SECTION 5307 URBAN TRANSIT CAPITAL & PLAN.	.368			
		2018	FT12 - FTA SECTION 5307 URBAN TRANSIT CAPITAL & PLAN.	.395			
		2019	FT12 - FTA SECTION 5307 URBAN TRANSIT CAPITAL & PLAN.	.235			
		2020	FT12 - FTA SECTION 5307 URBAN TRANSIT CAPITAL & PLAN.	.253			
		2021	FT12 - FTA SECTION 5307 URBAN TRANSIT CAPITAL & PLAN.	.261			
		2022	FT12 - FTA SECTION 5307 URBAN TRANSIT CAPITAL & PLAN.	.269			
		2023	FT12 - FTA SECTION 5307 URBAN TRANSIT CAPITAL & PLAN.	.278			
		2024	FT12 - FTA SECTION 5307 URBAN TRANSIT CAPITAL & PLAN.	.287			
Transit				<b>I-Total:</b>		3.007	
<b>MANCHESTER</b> [ 3062 ] <u>Transit</u>	TRANSIT AUTHORITY	REPLACEMENT BUSES					Annual Program Funding. Assumes 20% match of the federal funds.
		2018	FT12 - FTA SECTION 5307 URBAN TRANSIT CAPITAL & PLAN.	1.770			
Transit				<b>I-Total:</b>		1.770	
<b>MANCHESTER</b> [ 5917 ] <u>Transit</u>	TRANSIT AUTHORITY	REPLACEMENT OF ADA PARATRANSIT VANS					Annual Program Funding. Assumes 20% match of the federal funds.
		2015	FT12 - FTA SECTION 5307 URBAN TRANSIT CAPITAL & PLAN.	.167			
		2016	FT12 - FTA SECTION 5307 URBAN TRANSIT CAPITAL & PLAN.	.181			
		2017	FT12 - FTA SECTION 5307 URBAN TRANSIT CAPITAL & PLAN.	.093			
Transit				<b>I-Total:</b>		.442	
<b>MANCHESTER - LONDONDERRY</b> [ 8100 ] <u>Aeronautics</u>	MANCHESTER - BOSTON REGIONAL AIRPORT	Modernization - security improvements					
		2016	AIP - AIRPORT IMPROVEMENT PROGRAM	3.195			
Aeronautics				<b>I-Total:</b>		3.195	





Project Name/#/Id	Route/Road:	Location; Scope of Work	I\$(M)	Previous Prog. Yr	Previous Total\$	Comments:
<b>NASHUA</b> [ 609 ] <u>Transit</u>	NASHUA TRANSIT SYSTEM	OPERATING ASSISTANCE				Annual Program Funding. Assumes 20% match of the federal funds.
		2015 FT12 - FTA SECTION 5307 URBAN TRANSIT CAPITAL & PLAN.	1.502			
		2016 FT12 - FTA SECTION 5307 URBAN TRANSIT CAPITAL & PLAN.	1.550			
		2017 FT12 - FTA SECTION 5307 URBAN TRANSIT CAPITAL & PLAN.	1.599			
		2018 FT12 - FTA SECTION 5307 URBAN TRANSIT CAPITAL & PLAN.	1.651			
		2019 FT12 - FTA SECTION 5307 URBAN TRANSIT CAPITAL & PLAN.	1.703			
		2020 FT12 - FTA SECTION 5307 URBAN TRANSIT CAPITAL & PLAN.	1.758			
		2021 FT12 - FTA SECTION 5307 URBAN TRANSIT CAPITAL & PLAN.	1.814			
		2022 FT12 - FTA SECTION 5307 URBAN TRANSIT CAPITAL & PLAN.	1.872			
		2024 FT12 - FTA SECTION 5307 URBAN TRANSIT CAPITAL & PLAN.	1.994			
Transit			<b>I-Total:</b>		15.443	
<b>NASHUA</b> [ 3799 ] <u>Transit</u>	NASHUA TRANSIT SYSTEM	PREVENTIVE MAINTENANCE				Annual Program Funding. Assumes 20% match of the federal funds.
		2015 FT12 - FTA SECTION 5307 URBAN TRANSIT CAPITAL & PLAN.	.474			
		2016 FT12 - FTA SECTION 5307 URBAN TRANSIT CAPITAL & PLAN.	.489			
		2017 FT12 - FTA SECTION 5307 URBAN TRANSIT CAPITAL & PLAN.	.505			
		2018 FT12 - FTA SECTION 5307 URBAN TRANSIT CAPITAL & PLAN.	.521			
		2019 FT12 - FTA SECTION 5307 URBAN TRANSIT CAPITAL & PLAN.	.538			
		2020 FT12 - FTA SECTION 5307 URBAN TRANSIT CAPITAL & PLAN.	.555			
		2021 FT12 - FTA SECTION 5307 URBAN TRANSIT CAPITAL & PLAN.	.573			
		2022 FT12 - FTA SECTION 5307 URBAN TRANSIT CAPITAL & PLAN.	.591			
		2023 FT12 - FTA SECTION 5307 URBAN TRANSIT CAPITAL & PLAN.	.610			
		2024 FT12 - FTA SECTION 5307 URBAN TRANSIT CAPITAL & PLAN.	.629			
Transit			<b>I-Total:</b>		5.484	
<b>NASHUA</b> 14815 [ 6225 ] <u>Transit</u>		PURCHASE TWO NEW CNG BUSES (CMAQ Program) [06-13CM]				Specific project from Statewide program. Local Administration.
		2015 FT19 - FTA SECTION 5309 CAPITAL FUNDS	.913			
Transit			<b>I-Total:</b>		.913	

Project Name/#/Id	Route/Road:	Location; Scope of Work		I\$(M)	Previous Prog. Yr	Previous Total\$	Comments:
<b>NORTH HAVERHILL</b> [ 8129 ] <u>Aeronautics</u>	DEAN MEMORIAL AIRPORT	Preservation - taxiway and apron improvements. Lighting, marking, and signage improvements. Master planning and wildlife hazard assessment.					
			2015	AIP - AIRPORT IMPROVEMENT PROGRAM		.217	
			2016	AIP - AIRPORT IMPROVEMENT PROGRAM		.224	
			2017	AIP - AIRPORT IMPROVEMENT PROGRAM		.198	
			2018	AIP - AIRPORT IMPROVEMENT PROGRAM		.181	
			2019	AIP - AIRPORT IMPROVEMENT PROGRAM		.112	
Aeronautics				<b>I-Total:</b>		.932	
<b>PORTSMOUTH - MANCHESTER</b> 68087 [ 7881 ] <u>Transit</u>	VARIOUS	BUS SERVICE BETWEEN PORTSMOUTH & MANCHESTER. CONNECT PORTSMOUTH, DOWNTOWN MANCHESTER & BR AIRPORT [06-02CM]					Specific project from Statewide program, Local Administration.
			C	2015	FT12 - FTA SECTION 5307 URBAN TRANSIT CAPITAL & PLAN.	.860	
			C	2016	FT12 - FTA SECTION 5307 URBAN TRANSIT CAPITAL & PLAN.	.533	
Transit				<b>I-Total:</b>		1.392	
<b>PORTSMOUTH - NEWINGTON</b> [ 8144 ] <u>Aeronautics</u>	PORTSMOUTH INTERNATIONAL AIRPORT AT PEASE	Preservation - runway, taxiway, and apron improvements. SRE and deicing enhancements. Terminal access improvements. Master planning and other activities.					
			2015	AIP - AIRPORT IMPROVEMENT PROGRAM		1.754	
			2016	AIP - AIRPORT IMPROVEMENT PROGRAM		10.650	
			2017	AIP - AIRPORT IMPROVEMENT PROGRAM		10.991	
			2018	AIP - AIRPORT IMPROVEMENT PROGRAM		1.635	
			2019	AIP - AIRPORT IMPROVEMENT PROGRAM		5.203	
Aeronautics				<b>I-Total:</b>		30.233	
<b>ROCHESTER</b> [ 8166 ] <u>Aeronautics</u>	SKYHAVEN AIRPORT	Modernization - wildlife hazard fencing					
			2016	AIP - AIRPORT IMPROVEMENT PROGRAM		.095	
			2017	AIP - AIRPORT IMPROVEMENT PROGRAM		.366	
Aeronautics				<b>I-Total:</b>		.461	

Project Name/#/Id	Route/Road:	Location; Scope of Work	I\$(M)	Previous Prog. Yr	Previous Total\$	Comments:
<b>ROCHESTER</b> [ 8168 ] <u>Aeronautics</u>	SKYHAVEN AIRPORT	Preservation - apron and parking lot improvements. Master planning and wildlife hazard assessment.				
		2015 AIP - AIRPORT IMPROVEMENT PROGRAM	.631			
		2016 AIP - AIRPORT IMPROVEMENT PROGRAM	.296			
		2017 AIP - AIRPORT IMPROVEMENT PROGRAM	1.221			
		2018 AIP - AIRPORT IMPROVEMENT PROGRAM	.378			
		2019 AIP - AIRPORT IMPROVEMENT PROGRAM	1.951			
Aeronautics			<b>I-Total:</b>		4.477	
<b>STATEWIDE</b> [ 8177 ] <u>Aeronautics</u>	AIRPORTS	Preservation - Pavement maintenance, systems planning, and ARFF improvements.				
		2015 AIP - AIRPORT IMPROVEMENT PROGRAM	.677			
		2016 AIP - AIRPORT IMPROVEMENT PROGRAM	.266			
		2017 AIP - AIRPORT IMPROVEMENT PROGRAM	.275			
		2018 AIP - AIRPORT IMPROVEMENT PROGRAM	.397			
		2019 AIP - AIRPORT IMPROVEMENT PROGRAM	.293			
Aeronautics			<b>I-Total:</b>		1.907	
<b>STATEWIDE</b> 16315 [ 3493 ] <u>State Railroad</u>	RAIL	REVOLVING LOAN FUND FOR SHORTLINE RAILROADS				Proceeds from repayment of outstanding loans to eligible railroads. Discrete improvements in infrastructure or equipment. Self funded through repayment of loans.
		R 2015 RAIL - RAILROAD	.413			
Rail			<b>I-Total:</b>		.413	

Project Name/#/Id	Route/Road:	Location; Scope of Work	I\$(M)	Previous Prog. Yr	Previous Total\$	Comments:
STATEWIDE 16316 [ 3494 ]	RAIL	SPECIAL RAILROAD FUND				Maintenance on State-Owned Railroads. Fund to repair State-owned Railroad lines. Funded by Railroad operators.
<u>State Railroad</u>						
		C 2015 RAIL - RAILROAD	.400			
		C 2016 RAIL - RAILROAD	.400			
		C 2017 RAIL - RAILROAD	.400			
		C 2018 RAIL - RAILROAD	.400			
		C 2019 RAIL - RAILROAD	.400			
		C 2020 RAIL - RAILROAD	.400			
		C 2021 RAIL - RAILROAD	.400			
		C 2022 RAIL - RAILROAD	.400			
		C 2023 RAIL - RAILROAD	.400			
		C 2024 RAIL - RAILROAD	.400			
Rail			<b>I-Total:</b>		4.000	
STATEWIDE [ 3505 ]	TRANSIT	Enhanced mobility of seniors and individuals with disabilities				Annual Program Funding. Assumes 20% match of the federal funds.
<u>Transit</u>						
		2015 FT14 - FTA SECTION 5310 DISABILITIES PROGRAM	1.336			
		2016 FT14 - FTA SECTION 5310 DISABILITIES PROGRAM	1.336			
		2017 FT14 - FTA SECTION 5310 DISABILITIES PROGRAM	1.336			
		2018 FT14 - FTA SECTION 5310 DISABILITIES PROGRAM	1.336			
		2019 FT14 - FTA SECTION 5310 DISABILITIES PROGRAM	1.336			
		2020 FT14 - FTA SECTION 5310 DISABILITIES PROGRAM	1.336			
		2021 FT14 - FTA SECTION 5310 DISABILITIES PROGRAM	1.336			
		2022 FT14 - FTA SECTION 5310 DISABILITIES PROGRAM	1.336			
		2023 FT14 - FTA SECTION 5310 DISABILITIES PROGRAM	1.336			
		2024 FT14 - FTA SECTION 5310 DISABILITIES PROGRAM	1.336			
Transit			<b>I-Total:</b>		13.364	

Project Name/#/Id	Route/Road:	Location; Scope of Work	I\$(M)	Previous Prog. Yr	Previous Total\$	Comments:
<b>STATEWIDE</b> FTA5339 [ 8673 ] <u>Transit</u>	TRANSIT	FTA 5339 PROGRAM (Capital bus and bus facilities)				
		2015 FT24 - BUS AND BUS FACILITIES-SECTION 5339	2.359			
		2016 FT24 - BUS AND BUS FACILITIES-SECTION 5339	2.435			
		2017 FT24 - BUS AND BUS FACILITIES-SECTION 5339	2.513			
		2018 FT24 - BUS AND BUS FACILITIES-SECTION 5339	2.593			
		2019 FT24 - BUS AND BUS FACILITIES-SECTION 5339	2.676			
		2020 FT24 - BUS AND BUS FACILITIES-SECTION 5339	2.762			
		2021 FT24 - BUS AND BUS FACILITIES-SECTION 5339	2.850			
		2022 FT24 - BUS AND BUS FACILITIES-SECTION 5339	2.941			
		2023 FT24 - BUS AND BUS FACILITIES-SECTION 5339	3.035			
		2024 FT24 - BUS AND BUS FACILITIES-SECTION 5339	<u>3.132</u>			
Transit			<b>I-Total:</b>	27.297		
<b>STATEWIDE</b> [ 3506 ] <u>Transit</u>	TRANSIT	RURAL PUBLIC TRANSIT				Annual Program Funding. Assumes 50% match of the federal funds.
		2015 FT18 - FTA SECTION 5311 RURAL TRANSIT OPERATING	8.000			
		2016 FT18 - FTA SECTION 5311 RURAL TRANSIT OPERATING	8.000			
		2017 FT18 - FTA SECTION 5311 RURAL TRANSIT OPERATING	8.000			
		2018 FT18 - FTA SECTION 5311 RURAL TRANSIT OPERATING	8.000			
		2019 FT18 - FTA SECTION 5311 RURAL TRANSIT OPERATING	8.000			
		2020 FT18 - FTA SECTION 5311 RURAL TRANSIT OPERATING	8.000			
		2021 FT18 - FTA SECTION 5311 RURAL TRANSIT OPERATING	8.000			
		2022 FT18 - FTA SECTION 5311 RURAL TRANSIT OPERATING	8.000			
		2023 FT18 - FTA SECTION 5311 RURAL TRANSIT OPERATING	8.000			
		2024 FT18 - FTA SECTION 5311 RURAL TRANSIT OPERATING	<u>8.000</u>			
Transit			<b>I-Total:</b>	80.000		
<b>WHITEFIELD</b> [ 3490 ] <u>Aeronautics</u>	MT. WASHINGTON AIRPORT	Preservation - Hazard beacon and SRE improvements. Master planning and wildlife hazard assessment.				
		2015 AIP - AIRPORT IMPROVEMENT PROGRAM	.516			
		2016 AIP - AIRPORT IMPROVEMENT PROGRAM	.473			
		2017 AIP - AIRPORT IMPROVEMENT PROGRAM	<u>.244</u>			
Aeronautics			<b>I-Total:</b>	1.234		

Project Name/#/Id	Route/Road:	Location; Scope of Work	I\$(M)	Previous Prog. Yr	Previous Total\$	Comments:
<b>WHITEFIELD</b>	MT. WASHINGTON REGIONAL AIRPORT	Modernization - runway, taxiway, and apron improvements				Address Safety Concerns.
[ 6596 ]						
<u>Aeronautics</u>						
Aeronautics		2018 AIP - AIRPORT IMPROVEMENT PROGRAM			.504	
					<b>I-Total:</b>	.504
			<b>Report I-Total\$</b>		<b>437.645</b>	

---

**DRAFT**


**DRAFT**

**TEN YEAR TRANSPORTATION  
IMPROVEMENT PLAN  
2015 - 2024**

**Unfunded Projects**

SUBMITTED TO THE LEGISLATURE  
BY THE GOVERNOR

**DRAFT**



**DRAFT**

PROJECTS LISTED ALPHABETICALLY



PREPARED BY THE NEW HAMPSHIRE  
DEPARTMENT OF TRANSPORTATION

January 15, 2014

---





DRAFT 2015-2024

UNFUNDED PRIORITIES OF THE  
TEN YEAR TRANSPORTATION IMPROVEMENT PLAN

---

**Other Suggested Projects**

Category Sort

{Inflation Included}



Project Name/#/Id	Route/Road:	Location; Scope of Work	I\$(M)	Previous Prog. Yr	Previous Total\$	Comments:
<b>Nashua-Manchester-Concord</b> [ 9017 ]	Capital Corridor	Engineering, track infrastructure, equipment, grade crossings, for establishing rail service.				Overall capital corridor rail service. Alternatives analysis being completed. Specific projects and phases to be determined per study recommendations. Contingent on funding availability.
<b><u>Not Categorized</u></b>						
		C TBD FT6 - FTA SECTION 5303 METROPOLITAN PLANNING	.000			
		P 2015 FT6 - FTA SECTION 5303 METROPOLITAN PLANNING	.000			
Rail			<b>I-Total:</b>		.000	
<b>SALEM TO MANCHESTER</b> 10418C # [ 7560 ]	I-93	PHASE II CAPACITY IMPROVEMENTS, RECONSTRUCTION AND WIDENING FROM NORTH OF EXIT 3 TO I-293 (Excluding Exit 5)				See Section 5 of HB 2010. While Priority improvements are funded, facilitated by GARVEE bonds, these further capacity improvements, totaling approximately \$250M, are not fully funded due to financial constraint.
		C 2015-2020 NON - OTHER NON PARTICIPATING	250.000			
Highway and Bridge			<b>I-Total:</b>	250.000	0.000	

**I-93**

Phase: C = Construction P = Preliminary Engineering R = Right of Way



DRAFT 2015-2024

UNFUNDED PRIORITIES OF THE  
TEN YEAR TRANSPORTATION IMPROVEMENT PLAN

---

**Turnpikes**

Category Sort

{Inflation Included}



Project Name/#/Id	Route/Road:	Location; Scope of Work	I\$(M)	Previous Prog. Yr	Previous Total\$	Comments:
<b>BOW - CONCORD</b> 13742 [ 2075 ]	I-93	WIDEN FROM I-89 TO BETWEEN EXITS 15 AND 16. BRIDGE #S: 203/090, 139/116, 163/106, 184/103, 201/096, 201/097 AND 203/089. (3 RED LIST BRIDGES #152/108, 150/107 AND 142/116)				2013 Bridge Priority #16, #35, & #58. Proposed Expanded Turnpike Capital Program. Final Design and Construction, contingent on authorization and Future Toll increase or other resources.
<b>Individual Projects</b>						
		C TBD TPK - TURNPIKE EXPANSION (State FY)	35,000			Previously Programmed Beyond FY2022
		C TBD TPK - TURNPIKE EXPANSION (State FY)	35,000			Previously Programmed Beyond FY2022
		C TBD TPK - TURNPIKE EXPANSION (State FY)	35,000			Previously Programmed Beyond FY2022
		C TBD TPK - TURNPIKE EXPANSION (State FY)	35,000			Previously Programmed Beyond FY2022
		C TBD TPK - TURNPIKE EXPANSION (State FY)	35,000			Previously Programmed Beyond FY2022
		P TBD TPK - TURNPIKE EXPANSION (State FY)	.500			
		P TBD TPK - TURNPIKE EXPANSION (State FY)	2,000			
		P TBD TPK - TURNPIKE EXPANSION (State FY)	2,000			
		P TBD TPK - TURNPIKE EXPANSION (State FY)	2,000			
		R TBD TPK - TURNPIKE EXPANSION (State FY)	5,000			
		R TBD TPK - TURNPIKE EXPANSION (State FY)	5,500			
Highway and Bridge			<b>I-Total:</b> 192,000			13,000
<b>Dover-Rochester-Somersworth</b> [ 9018 ]	Spaulding Turnpike	Update feasibility study to better determine costs for construction of Exit 10 and easterly connection.				Update feasibility study to better determine costs, permissibility, funding and support. Proposed expanded Turnpike Capital Program contingent on authorization and future toll increase or other resources.
<b>Individual Projects</b>						
		P TBD TPK - TURNPIKE EXPANSION (State FY)	2,000			
Highway and Bridge			<b>I-Total:</b> 2,000			
<b>Manchester</b> 16099A [ 8827 ]	FEE Turnpike	Reconstruct and widening of Exit 6 (Amoskeag)				Proposed Expanded Turnpike Capital Program. Construction contingent on authorization and future toll increase or other resources.
<b>Individual Projects</b>						
		C TBD TPK - TURNPIKE EXPANSION (State FY)	20,000			
		C TBD TPK - TURNPIKE EXPANSION (State FY)	20,000			
		C TBD TPK - TURNPIKE EXPANSION (State FY)	20,000			
		C TBD TPK - TURNPIKE EXPANSION (State FY)	15,000			
Highway and Bridge			<b>I-Total:</b> 75,000			

Phase: C = Construction P = Preliminary Engineering R = Right of Way

Project Name/#/Id	Route/Road:	Location; Scope of Work	I\$(M)	Previous Prog. Yr	Previous Total\$	Comments:
Manchester 16099B [ 8828 ]	FEE Turnpike	Reconstruct Exit 7				Proposed Expanded Turnpike Capital Program. Construction contigent on authorization and future toll increase or other resources.
<b><u>Individual Projects</u></b>						
		C TBD TPK - TURNPIKE EXPANSION (State FY)	20.000		New Project	
		C TBD TPK - TURNPIKE EXPANSION (State FY)	5.000		New Project	
		C TBD TPK - TURNPIKE EXPANSION (State FY)	20.000		New Project	
		P TBD TPK - TURNPIKE EXPANSION (State FY)	2.000			
		P TBD TPK - TURNPIKE EXPANSION (State FY)	1.000			
		P TBD TPK - TURNPIKE EXPANSION (State FY)	2.000			
		R TBD TPK - TURNPIKE EXPANSION (State FY)	2.000			
		R TBD TPK - TURNPIKE EXPANSION (State FY)	2.000			
Highway and Bridge			<b>I-Total:</b>			54.000

Phase: C = Construction P = Preliminary Engineering R = Right of Way



DRAFT 2015-2024

UNFUNDED PRIORITIES OF THE  
TEN YEAR TRANSPORTATION IMPROVEMENT PLAN

---

**Aeronautics**

Category Sort

{Inflation Included}



Project Name/#/Id	Route/Road:	Location; Scope of Work		I\$(M)	Previous Prog. Yr	Previous Total\$	Comments:
<b>BERLIN - MILAN</b> [ 8120 ] <u>Aeronautics</u>	BERLIN REGIONAL AIRPORT	Expansion - apron, taxiway, and hangar improvements.					
			2020	AIP - AIRPORT IMPROVEMENT PROGRAM		.201	
			2021	AIP - AIRPORT IMPROVEMENT PROGRAM		.208	
Aeronautics						<u>.409</u>	<b>I-Total:</b>
<b>BERLIN - MILAN</b> [ 8118 ] <u>Aeronautics</u>	BERLIN REGIONAL AIRPORT	Modernization - taxiway improvements.					
			2021	AIP - AIRPORT IMPROVEMENT PROGRAM		.208	
			2024	AIP - AIRPORT IMPROVEMENT PROGRAM		2.466	
Aeronautics						<u>2.674</u>	<b>I-Total:</b>
<b>BERLIN - MILAN</b> [ 8122 ] <u>Aeronautics</u>	BERLIN REGIONAL AIRPORT	Preservation - master plan and wildlife hazard assesment. SRE, fuel farm, and hazard beacon improvements.					
			2022	AIP - AIRPORT IMPROVEMENT PROGRAM		.429	
			2023	AIP - AIRPORT IMPROVEMENT PROGRAM		.531	
			2024	AIP - AIRPORT IMPROVEMENT PROGRAM		.228	
Aeronautics						<u>1.188</u>	<b>I-Total:</b>
<b>CLAREMONT</b> [ 8028 ] <u>Aeronautics</u>	CLAREMONT MUNICIPAL AIRPORT	Expansion					
			2022	AIP - AIRPORT IMPROVEMENT PROGRAM		.214	
			2023	AIP - AIRPORT IMPROVEMENT PROGRAM		.664	
			2024	AIP - AIRPORT IMPROVEMENT PROGRAM		.438	
Aeronautics						<u>1.317</u>	<b>I-Total:</b>
<b>CLAREMONT</b> [ 8029 ] <u>Aeronautics</u>	Claremont Municipal Airport	Preservation - runway, apron, and hangar rehabilitation, master planning, obstruction removal, and other activities					
			2020	AIP - AIRPORT IMPROVEMENT PROGRAM		.242	
			2021	AIP - AIRPORT IMPROVEMENT PROGRAM		.607	
			2023	AIP - AIRPORT IMPROVEMENT PROGRAM		.175	
			2024	AIP - AIRPORT IMPROVEMENT PROGRAM		.822	
Aeronautics						<u>1.846</u>	<b>I-Total:</b>

Phase: C = Construction P = Preliminary Engineering R = Right of Way

Project Name/#/Id	Route/Road:	Location; Scope of Work		I\$(M)	Previous Prog. Yr	Previous Total\$	Comments:
<b>CONCORD</b> [ 8042 ] <u>Aeronautics</u>	CONCORD MUNICIPAL AIRPORT	Modernization - apron and runway improvements					
		2020	AIP - AIRPORT IMPROVEMENT PROGRAM	1,342			
		2021	AIP - AIRPORT IMPROVEMENT PROGRAM	1,621			
		2022	AIP - AIRPORT IMPROVEMENT PROGRAM	1,106			
		2024	AIP - AIRPORT IMPROVEMENT PROGRAM	5,048			
Aeronautics				<b>I-Total:</b>			9.118
<b>CONCORD</b> [ 8048 ] <u>Aeronautics</u>	CONCORD MUNICIPAL AIRPORT	Preservation - apron, hangar, and taxiway preservation. Terminal building and fuel farm improvements. Obstruction removal.					
		2020	AIP - AIRPORT IMPROVEMENT PROGRAM	1,463			
		2021	AIP - AIRPORT IMPROVEMENT PROGRAM	.869			
		2022	AIP - AIRPORT IMPROVEMENT PROGRAM	.611			
		2023	AIP - AIRPORT IMPROVEMENT PROGRAM	2,324			
		2024	AIP - AIRPORT IMPROVEMENT PROGRAM	10,863			
Aeronautics				<b>I-Total:</b>			16.130
<b>KEENE - SWANZEY</b> [ 8070 ] <u>Aeronautics</u>	DILLANT-HOPKINS AIRPORT	Expansion - apron & hangar improvements					
		2020	AIP - AIRPORT IMPROVEMENT PROGRAM	1,570			
		2023	AIP - AIRPORT IMPROVEMENT PROGRAM	.221			
		2024	AIP - AIRPORT IMPROVEMENT PROGRAM	.228			
Aeronautics				<b>I-Total:</b>			2.020
<b>KEENE - SWANZEY</b> [ 8071 ] <u>Aeronautics</u>	DILLANT-HOPKINS AIRPORT	Modernization - taxiway improvements.					
		2022	AIP - AIRPORT IMPROVEMENT PROGRAM	2,316			
		2024	AIP - AIRPORT IMPROVEMENT PROGRAM	1,918			
Aeronautics				<b>I-Total:</b>			4.234
<b>KEENE - SWANZEY</b> [ 8072 ] <u>Aeronautics</u>	DILLANT-HOPKINS AIRPORT	Preservation - runway reconstruction and hazard beacon rehabilitation, master planning, SRE purchase.					
		2024	AIP - AIRPORT IMPROVEMENT PROGRAM	2,208			
Aeronautics				<b>I-Total:</b>			2.208

Phase: C = Construction P = Preliminary Engineering R = Right of Way

Project Name/#/Id	Route/Road:	Location; Scope of Work		I\$(M)	Previous Prog. Yr	Previous Total\$	Comments:
<b>LACONIA - GILFORD</b>	LACONIA MUNICIPAL AIRPORT	Preservation - runway and taxiway improvements. Obstruction removal and SRE purchase.					
[ 8062 ]							
<u>Aeronautics</u>							
			2020	AIP - AIRPORT IMPROVEMENT PROGRAM		1.112	
			2021	AIP - AIRPORT IMPROVEMENT PROGRAM		.208	
			2022	AIP - AIRPORT IMPROVEMENT PROGRAM		.214	
			2023	AIP - AIRPORT IMPROVEMENT PROGRAM		.221	
			2024	AIP - AIRPORT IMPROVEMENT PROGRAM		.228	
						<u>1.984</u>	
						<b>I-Total:</b>	1.984
<b>LEBANON</b>	LEBANON MUNICIPAL AIRPORT	Preservation - runway, taxiway, and apron improvements. Obstruction removal.					
[ 8082 ]							
<u>Aeronautics</u>							
			2020	AIP - AIRPORT IMPROVEMENT PROGRAM		2.295	
			2021	AIP - AIRPORT IMPROVEMENT PROGRAM		2.247	
			2022	AIP - AIRPORT IMPROVEMENT PROGRAM		2.359	
			2023	AIP - AIRPORT IMPROVEMENT PROGRAM		.681	
			2024	AIP - AIRPORT IMPROVEMENT PROGRAM		1.522	
						<u>9.105</u>	
						<b>I-Total:</b>	9.105
<b>MANCHESTER - LONDONDERRY</b>	MANCHESTER - BOSTON REGIONAL AIRPORT	Preservation - runway, taxiway, and apron improvements. SRE enhancements. Safety & security improvements.					
[ 8102 ]							
<u>Aeronautics</u>							
			2020	AIP - AIRPORT IMPROVEMENT PROGRAM		16.207	
			2021	AIP - AIRPORT IMPROVEMENT PROGRAM		3.973	
			2022	AIP - AIRPORT IMPROVEMENT PROGRAM		4.289	
			2023	AIP - AIRPORT IMPROVEMENT PROGRAM		4.426	
			2024	AIP - AIRPORT IMPROVEMENT PROGRAM		4.567	
						<u>33.462</u>	
						<b>I-Total:</b>	33.462
<b>Nashua</b>	Boire Field	Preservation - taxiway improvements. Control tower, hazard beacon, and SRE improvements. Master planning.					
[ 8817 ]							
<u>Aeronautics</u>							
			2020	AIP - AIRPORT IMPROVEMENT PROGRAM		.403	
			2021	AIP - AIRPORT IMPROVEMENT PROGRAM		1.108	
			2022	AIP - AIRPORT IMPROVEMENT PROGRAM		.450	
			2023	AIP - AIRPORT IMPROVEMENT PROGRAM		6.639	
			2024	AIP - AIRPORT IMPROVEMENT PROGRAM		1.446	
						<u>10.046</u>	
						<b>I-Total:</b>	10.046

Phase: C = Construction P = Preliminary Engineering R = Right of Way

Project Name/#/Id	Route/Road:	Location; Scope of Work		I\$(M)	Previous Prog. Yr	Previous Total\$	Comments:
<b>NORTH HAVERHILL</b> [ 8127 ] <u>Aeronautics</u>	DEAN MEMORIAL AIRPORT	Expansion - apron and lighting improvements					
Aeronautics		2022	AIP - AIRPORT IMPROVEMENT PROGRAM	.453			
				<b>I-Total:</b>		.453	
<b>NORTH HAVERHILL</b> [ 8128 ] <u>Aeronautics</u>	DEAN MEMORIAL AIRPORT	Modernization - taxiway and beacon improvements					
Aeronautics		2024	AIP - AIRPORT IMPROVEMENT PROGRAM	1.048			
				<b>I-Total:</b>		1.048	
<b>NORTH HAVERHILL</b> [ 8129 ] <u>Aeronautics</u>	DEAN MEMORIAL AIRPORT	Preservation - taxiway and apron improvements. Lighting, marking, and signage improvements. Master planning and wildlife hazard assessment.					
Aeronautics		2020	AIP - AIRPORT IMPROVEMENT PROGRAM	.134			
		2021	AIP - AIRPORT IMPROVEMENT PROGRAM	.554			
		2023	AIP - AIRPORT IMPROVEMENT PROGRAM	2.921			
		2024	AIP - AIRPORT IMPROVEMENT PROGRAM	2.613			
				<b>I-Total:</b>		6.222	
<b>PORTSMOUTH - NEWINGTON</b> [ 8142 ] <u>Aeronautics</u>	PORTSMOUTH INTERNATIONAL AIRPORT AT PEASE	Expansion - terminal building improvements					
Aeronautics		2024	AIP - AIRPORT IMPROVEMENT PROGRAM	1.522			
				<b>I-Total:</b>		1.522	
<b>PORTSMOUTH - NEWINGTON</b> [ 8144 ] <u>Aeronautics</u>	PORTSMOUTH INTERNATIONAL AIRPORT AT PEASE	Preservation - runway, taxiway, and apron improvements. SRE and deicing enhancements. Terminal access improvements. Master planning and other activities.					
Aeronautics		2020	AIP - AIRPORT IMPROVEMENT PROGRAM	1.342			
		2021	AIP - AIRPORT IMPROVEMENT PROGRAM	1.278			
		2022	AIP - AIRPORT IMPROVEMENT PROGRAM	14.796			
		2023	AIP - AIRPORT IMPROVEMENT PROGRAM	3.320			
		2024	AIP - AIRPORT IMPROVEMENT PROGRAM	65.311			
				<b>I-Total:</b>		86.046	

Phase: C = Construction P = Preliminary Engineering R = Right of Way

Project Name/#/Id	Route/Road:	Location; Scope of Work		I\$(M)	Previous Prog. Yr	Previous Total\$	Comments:
<b>ROCHESTER</b>	SKYHAVEN AIRPORT	Expansion - runway and apron improvements					
			[ 8162 ]				
			<u>Aeronautics</u>				
				2022	AIP - AIRPORT IMPROVEMENT PROGRAM	.386	
				2023	AIP - AIRPORT IMPROVEMENT PROGRAM	3.983	
				2024	AIP - AIRPORT IMPROVEMENT PROGRAM	4.316	
Aeronautics					<b>I-Total:</b>	8.686	
<b>ROCHESTER</b>	SKYHAVEN AIRPORT	Preservation - apron and parking lot improvements. Master planning and wildlife hazard assessment.					
			[ 8168 ]				
			<u>Aeronautics</u>				
				2020	AIP - AIRPORT IMPROVEMENT PROGRAM	.302	
				2021	AIP - AIRPORT IMPROVEMENT PROGRAM	.374	
Aeronautics					<b>I-Total:</b>	.676	
<b>STATEWIDE</b>	AIRPORTS	Preservation - Pavement maintenance, systems planning, and ARFF improvements.					
			[ 8177 ]				
			<u>Aeronautics</u>				
				2020	AIP - AIRPORT IMPROVEMENT PROGRAM	.121	
				2021	AIP - AIRPORT IMPROVEMENT PROGRAM	.312	
				2022	AIP - AIRPORT IMPROVEMENT PROGRAM	.322	
				2023	AIP - AIRPORT IMPROVEMENT PROGRAM	.885	
				2024	AIP - AIRPORT IMPROVEMENT PROGRAM	.343	
Aeronautics					<b>I-Total:</b>	1.982	
<b>WHITEFIELD</b>	MT. WASHINGTON AIRPORT	Preservation - Hazard beacon and SRE improvements. Master planning and wildlife hazard assessment.					
			[ 3490 ]				
			<u>Aeronautics</u>				
				2021	AIP - AIRPORT IMPROVEMENT PROGRAM	.277	
				2024	AIP - AIRPORT IMPROVEMENT PROGRAM	.114	
Aeronautics					<b>I-Total:</b>	.391	
<b>WHITEFIELD</b>	MT. WASHINGTON REGIONAL AIRPORT	Expansion - fuel farm and hangar improvements					
			[ 8180 ]				
			<u>Aeronautics</u>				
				2020	AIP - AIRPORT IMPROVEMENT PROGRAM	.336	
				2024	AIP - AIRPORT IMPROVEMENT PROGRAM	5.241	
Aeronautics					<b>I-Total:</b>	5.577	

Phase: C = Construction P = Preliminary Engineering R = Right of Way

Project Name/#/Id	Route/Road:	Location; Scope of Work	I\$(M)	Previous Prog. Yr	Previous Total\$	Comments:
WHITEFIELD [ 6596 ] <u>Aeronautics</u>	MT. WASHINGTON REGIONAL AIRPORT	Modernization - runway, taxiway, and apron improvements				Address Safety Concerns.
		2023 AIP - AIRPORT IMPROVEMENT PROGRAM	1.106			
		2024 AIP - AIRPORT IMPROVEMENT PROGRAM	1.522			
Aeronautics			<b>I-Total:</b>		2.629	

Phase: C = Construction P = Preliminary Engineering R = Right of Way