
**GOVERNOR'S
RECOMMENDATIONS FOR THE
TEN YEAR TRANSPORTATION IMPROVEMENT PLAN
2019 - 2028**

Projects Only

SUBMITTED TO THE SENATE
AS A DRAFT FOR CONSIDERATION AND INPUT
(INCLUDES RECOMMENDATIONS FROM THE GOVERNOR AND
AMENDED BY THE HOUSE OF REPRESENTATIVES)

PURSUANT TO
RSA 228:99 OF THE LAWS OF NEW HAMPSHIRE



PROJECTS LISTED ALPHABETICALLY



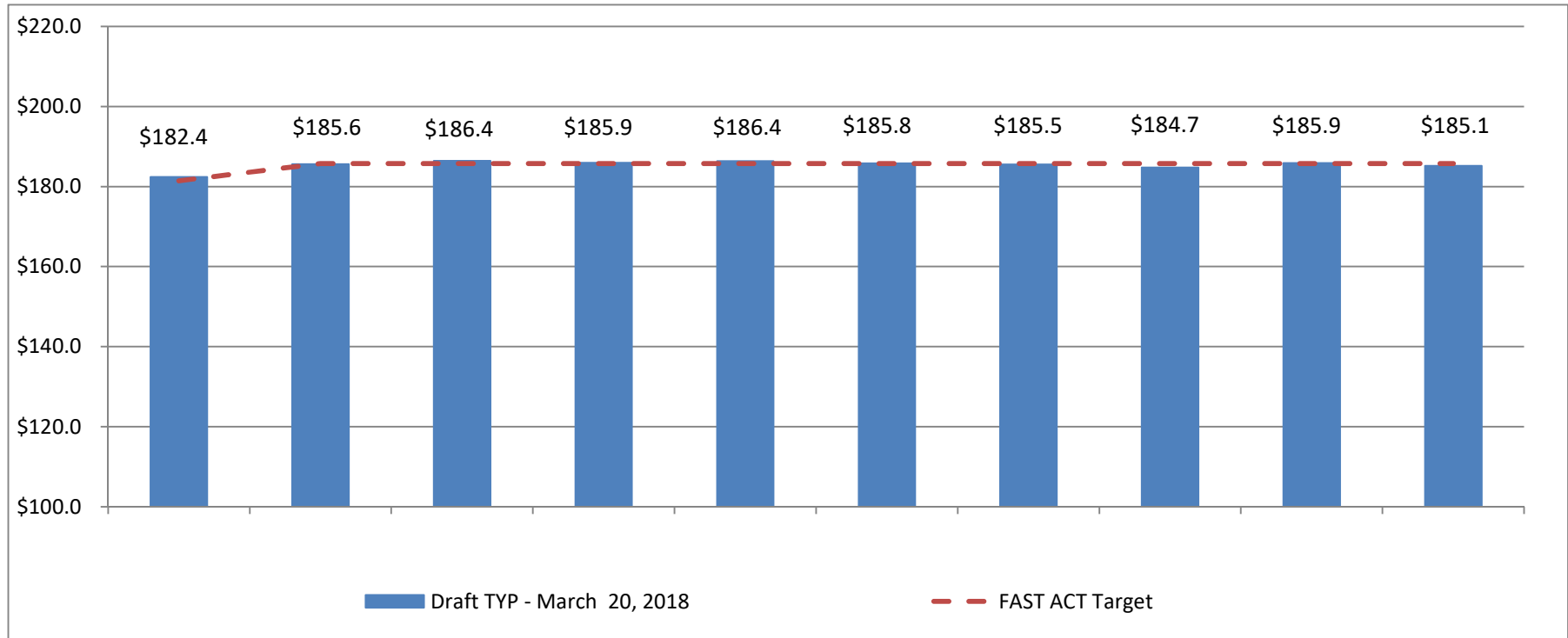
PREPARED BY THE NEW HAMPSHIRE
DEPARTMENT OF TRANSPORTATION

March 20, 2018

2019-2028 Draft Ten Year Plan

Federal Aid Program

HSIP (100%) and CMAQ (75%) FY 2019-2020, CMAQ (93%) FY 2021-2028



03/20/18

Draft TYP March Total = \$ 1,853.73 (in millions)

FAST ACT Estimated Revenue = \$ 1,825.70 (in millions)

Non-Federal Formula Revenue = \$ 27.31 (in millions)

Total Federal Revenue = \$ 1,853.01

Notes: CMAQ, HSIP, RecTrails, TAP Programs at FAST ACT funded levels (with exception of CMAQ at 75% in FY19-20 and 93% in FY21-28)

DRAFT 2019-2028 Ten Year Plan Total Program Dollars by FY

FY	Highway and Bridge										Other Modes					TYP FY Total	% of Total Program
	Highway Funded										Non-Highway Funded						
	FHWA ^{1,4,5}	TIFIA Financing I-93	Connecticut River Bridge GARVEE	Betterment ²	SB367			SAH ²	Other ³ Matching Funds	Sub Total	Turnpike ⁷ Improvement	Turnpike R&R	Rail ⁵	Transit ⁶	Airport		
SAB ²					I-93 Debt Service	TIFIA Pledged Paving & Bridge											
2019	\$ 182.41	\$ 5.74	\$ 20.72	\$ 22.30	\$ 8.77	\$ 1.35	\$ 19.90	\$ 1.23	\$ 11.43	\$ 273.84	\$ 25.45	\$ 14.30	\$ 2.10	\$ 29.33	\$ 31.10	376.12	10.0%
2020	\$ 185.56	\$ 5.89	\$ 25.09	\$ 22.43	\$ 10.72	\$ 1.86	\$ 22.75	\$ -	\$ 15.43	\$ 289.73	\$ 40.90	\$ 12.30	\$ 0.60	\$ 29.76	\$ 52.98	426.27	11.4%
2021	\$ 186.43	\$ -	\$ 20.16	\$ 22.43	\$ 8.50	\$ 2.15	\$ 20.18	\$ -	\$ 4.44	\$ 264.29	\$ 58.84	\$ 13.20	\$ 0.60	\$ 29.46	\$ 25.92	392.30	10.5%
2022	\$ 185.94	\$ -	\$ -	\$ 22.43	\$ 10.92	\$ 2.20	\$ 19.95	\$ -	\$ 2.15	\$ 243.58	\$ 47.09	\$ 13.90	\$ 2.10	\$ 32.00	\$ 14.66	353.32	9.4%
2023	\$ 186.36	\$ -	\$ -	\$ 22.43	\$ 13.54	\$ 2.20	\$ 19.01	\$ -	\$ 1.43	\$ 244.97	\$ 49.77	\$ 14.40	\$ 0.60	\$ 30.82	\$ 27.78	368.34	9.8%
2024	\$ 185.78	\$ -	\$ -	\$ 22.43	\$ 8.50	\$ 2.20	\$ 21.48	\$ -	\$ 1.24	\$ 241.62	\$ 48.40	\$ 13.30	\$ 0.60	\$ 31.49	\$ 18.20	353.61	9.4%
2025	\$ 185.50	\$ -	\$ -	\$ 22.43	\$ 8.50	\$ 2.19	\$ 17.39	\$ -	\$ 2.95	\$ 238.96	\$ 54.20	\$ 13.60	\$ 2.10	\$ 34.23	\$ 20.40	363.49	9.7%
2026	\$ 184.74	\$ -	\$ -	\$ 22.43	\$ 8.50	\$ 23.41	\$ -	\$ -	\$ 0.55	\$ 239.63	\$ 59.40	\$ 13.80	\$ 0.60	\$ 33.60	\$ 23.36	370.39	9.9%
2027	\$ 185.86	\$ -	\$ -	\$ 22.43	\$ 8.50	\$ 23.41	\$ -	\$ -	\$ 0.19	\$ 240.38	\$ 51.80	\$ 14.10	\$ 0.60	\$ 39.16	\$ 21.54	367.59	9.8%
2028	\$ 185.15	\$ -	\$ -	\$ 22.43	\$ 8.50	\$ 23.41	\$ -	\$ -	\$ 1.77	\$ 241.25	\$ 61.40	\$ 14.40	\$ 2.10	\$ 34.19	\$ 20.18	373.52	10.0%
Program Total	1,853.73	11.64	65.96	224.13	94.94	84.36	140.66	1.23	41.60	2,518.25	497.25	137.30	12.00	324.03	256.11	3,744.95	100.0%
% of Total Program	73.6%	0.5%	2.6%	8.9%	3.8%	3.3%	5.6%	0.0%	1.7%	100.0%							

Revenue ⁸	\$ 1,853.01	\$ 11.64	\$ 65.96	\$ 224.13	\$ 94.94	\$ 84.36	\$ 140.66	\$ 1.23	\$ 41.60	\$ 2,523	\$ 497.25	\$ 137.30	\$ 12.00	\$ 324.03	\$ 256.11	\$ 3,749.83
	\$2,523.13										\$ 1,226.70					
Surplus/(Deficit)	(\$0.72)	\$0.00	\$0.00	\$0.00	\$5.61	\$0.00	\$0.00	\$0.00	\$0.00	\$ 4.88	\$ -	\$ -	\$ -	\$ -	\$ -	\$ 4.88
	\$4.88															

- Notes:
- 1-93 Payments based on GARVEE Bonds and Debt Service are Included
 - Betterment program maintained at current budget levels, SAB program includes local match and SAH program includes carryover from the State Aid Highway program
 - Total comprised from project matching costs Maine, Vermont, and other states
 - Figures include inflation
 - FHWA categories includes approximately \$1.16 million annually to address railroad crossings
 - Self-funded FTA programs and projects are limited to available funds
 - Proposed Turnpike Capital program, and projects that may be constructed under current toll structure (no toll increase)
 - FHWA Revenue based on FAST Act anticipated apportionments through 2020 and level funded there after.

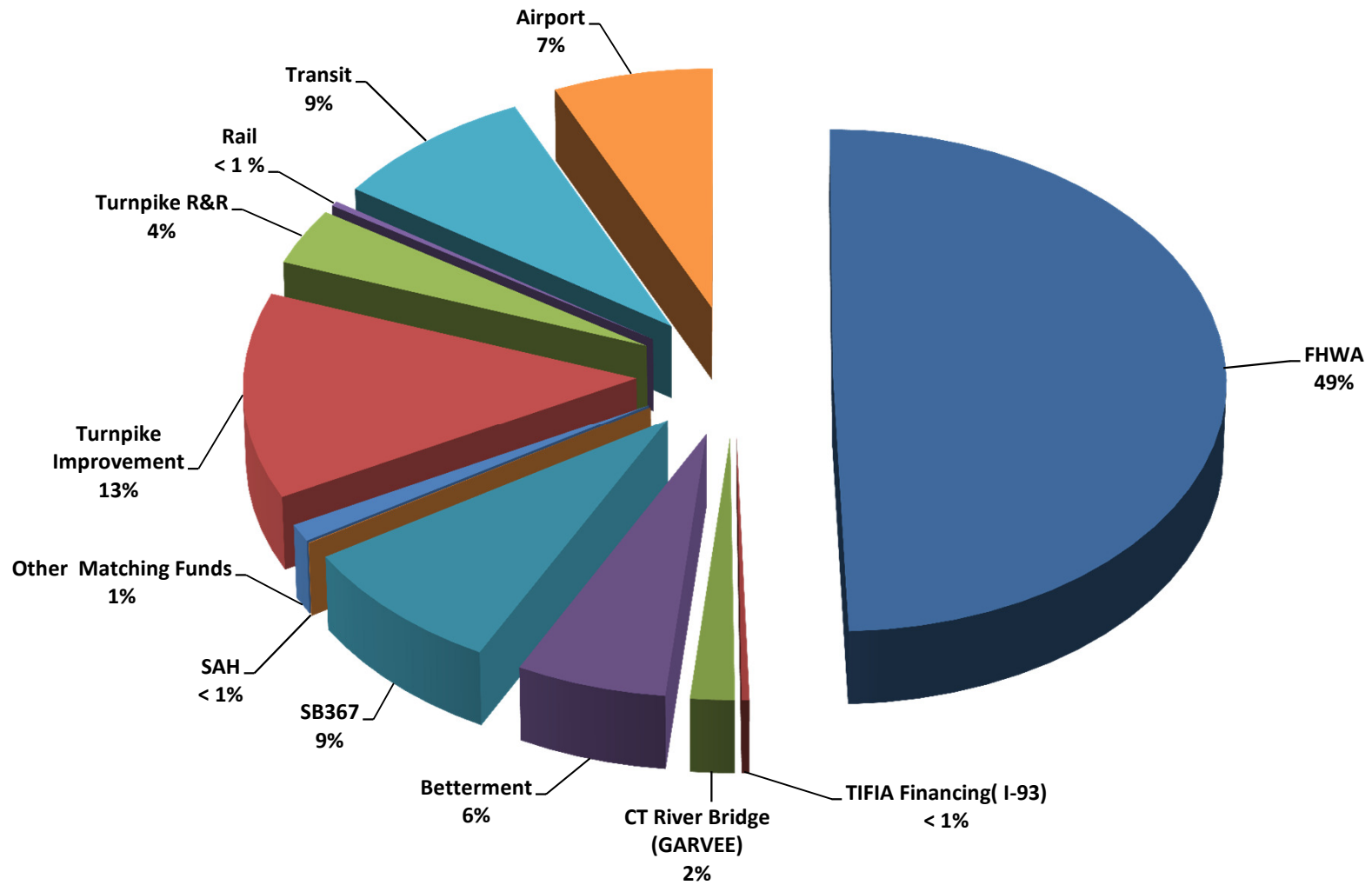
~ Dollars include indirect costs and inflation (2.55%)

Dollars in Millions

Date 3-20-18

DRAFT 2019-2028 Ten Year Plan

Share of Total Program Dollars by Program



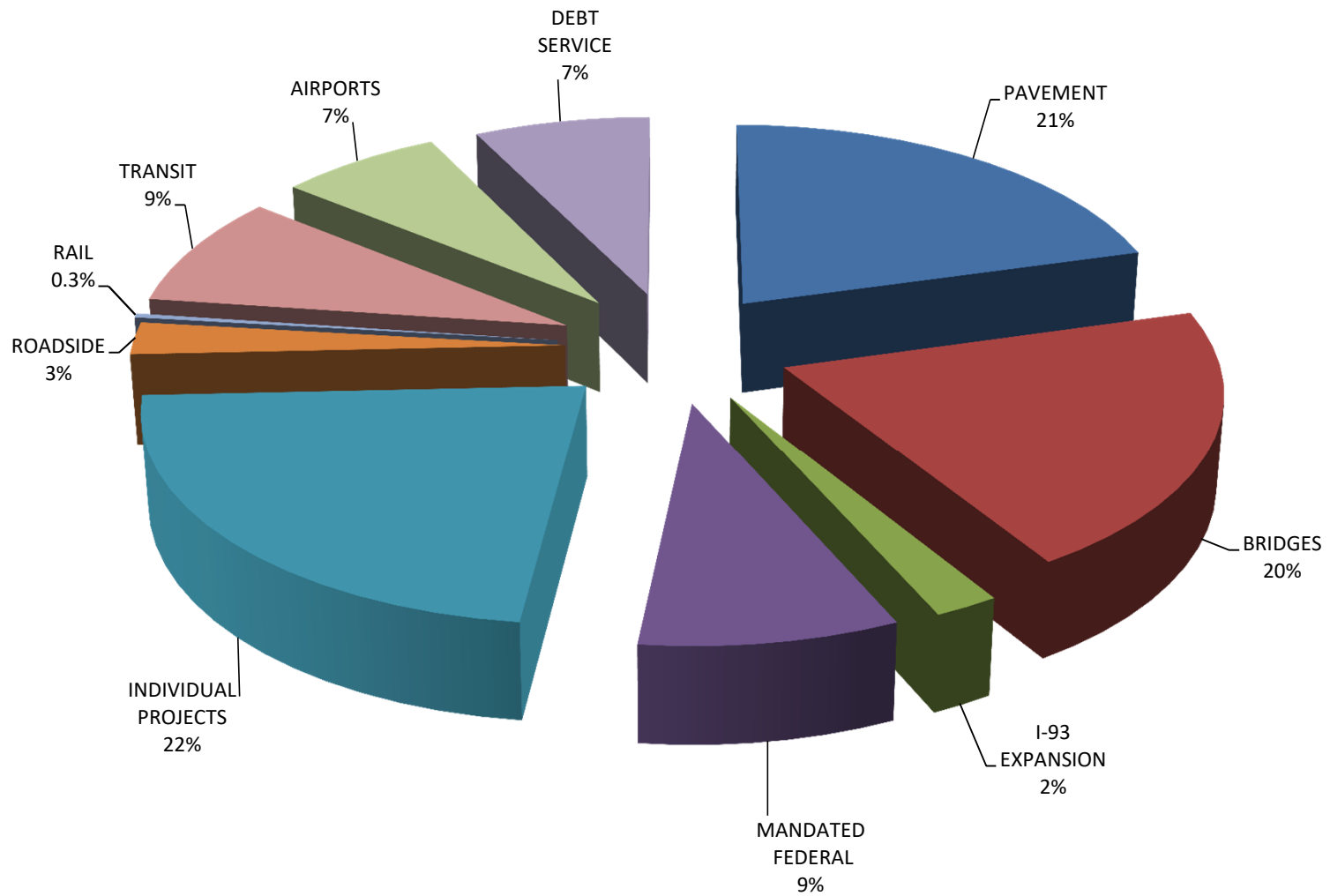
2019-2028 Ten Year Plan All Funding

FISCAL YEAR	PAVEMENT	BRIDGES	I-93 EXPANSION	MANDATED FEDERAL	INDIVIDUAL PROJECTS	ROADSIDE	RAIL	TRANSIT	AIRPORTS	DEBT SERVICE	GRAND TOTAL
2019	76.19	85.63	26.15	30.04	66.01	8.54	2.10	29.80	31.10	20.55	376.12
2020	74.85	104.51	26.88	31.74	65.73	8.26	0.60	29.76	52.98	22.66	417.97
2021	80.70	102.75	11.00	33.02	76.41	8.52	0.60	29.46	25.92	28.12	396.50
2022	78.53	70.50	16.50	32.47	74.19	8.52	2.10	32.00	14.66	27.96	357.42
2023	76.10	78.31	0.00	32.47	86.06	8.52	0.60	30.82	27.78	27.68	368.34
2024	75.04	57.54	0.00	32.47	102.38	8.52	0.60	31.49	18.20	27.37	353.61
2025	87.25	57.77	0.00	32.47	93.73	8.52	2.10	34.23	20.40	27.03	363.49
2026	82.28	62.89	0.00	32.12	93.51	10.52	0.60	33.60	23.36	31.51	370.39
2027	71.88	69.87	0.00	32.14	90.37	10.52	0.60	39.16	21.54	31.51	367.59
2028	72.18	74.34	0.00	32.14	93.62	13.27	2.10	34.19	20.18	31.51	373.52
Total	774.99	764.13	80.53	321.07	842.02	93.68	12.00	324.51	256.11	275.92	3744.95
% Grand Total	20.7%	20.4%	2.2%	8.6%	22.5%	2.5%	0.3%	8.7%	6.8%	7.4%	100.0%

~ Dollars include indirect costs and inflation (2.55%)

03/20/18

Draft 2019-2028 Ten Year Plan Share of Total Dollars of Funding



2019 - 2028 Ten Year Plan

Pending Approval

3/20/2018

ALBANY (29597)

Route/Road NH 16

Category INDIVIDUAL PROJECTS

Scope SHOULDER WIDENING AND PAVEMENT
 RESURFACING TO ENABLE INSTALLATION OF
 CENTERLINE RUMBLE STRIPS

Strategy TIER 2

Phase	Year	Funding	Program
Preliminary Engineering	2020	1,050,388	None-Highway
Right of Way	2020	629,308	None-Highway
Right of Way	2021	73,551	None-Highway
Construction	2023	4,681,845	None-Highway
Construction	2024	2,100,613	None-Highway
Total		\$8,535,705	
			Previous Funding
			\$412,500
			Current TYP Funding
			\$8,535,705
			Future Funding Required
			\$0
			Total Project Cost
			\$8,948,205

Comments None

ALEXANDRIA (15937)

Route/Road NH 104

Category PRESERVATION & MAINTENANCE

Scope NH 104 250' WEST OF BERRY RD.
 REHABILITATE/REPLACE A 66" X 84" CMP

Strategy TIER 2

Phase	Year	Funding	Program
Construction	2019	225,610	CRDR *
Total		\$225,610	
			Previous Funding
			\$33,500
			Current TYP Funding
			\$225,610
			Future Funding Required
			\$0
			Total Project Cost
			\$259,110

Comments None

2019 - 2028 Ten Year Plan

3/20/2018

ALLENSTOWN (40362)

Route/Road NH ROUTE 28

Category RED LIST BRIDGES

Scope BRIDGE REHABILITATION, REDLISTED BRIDGE
 CARRYING NH 28 OVER SUNCOOK RIVER (BR NO
 107/098)

Strategy TIER 2

Phase	Year	Funding	Program
Preliminary Engineering	2019	102,550	Bridg-T1-2-Rehab-Rcn
Preliminary Engineering	2020	157,748	Bridg-T1-2-Rehab-Rcn
Construction	2021	2,156,935	Bridg-T1-2-Rehab-Rcn
Total		\$2,417,232	
			Previous Funding
			\$154,800
			Current TYP Funding
			\$2,417,232
			Future Funding Required
			\$0
			Total Project Cost
			\$2,572,032

Comments None

ALSTEAD (40649)

Route/Road HILL ROAD OVER DARBY BROOK

Category BRIDGES

Scope BRIDGE REHABILITATION-HILL ROAD OVER DARBY
 BROOK-BR. #159-134

Strategy TIER 5

Phase	Year	Funding	Program
Preliminary Engineering	2021	43,139	SAB *
Construction	2021	204,909	SAB *
Total		\$248,047	
			Previous Funding
			\$0
			Current TYP Funding
			\$248,047
			Future Funding Required
			\$0
			Total Project Cost
			\$248,047

Comments None

ALSTEAD (40650)

Route/Road DREWSVILLE ROAD OVER DARBY BROOK

Category BRIDGES

Scope BRIDGE REHABILITATION-DREWSVILLE ROAD
 OVER DARBY BROOK-BR. #058/132

Strategy TIER 5

Phase	Year	Funding	Program		
Preliminary Engineering	2021	32,354	SAB *		
Construction	2021	150,985	SAB *		
Total		\$183,339		Previous Funding	\$0
				Current TYP Funding	\$183,339
				Future Funding Required	\$0
				Total Project Cost	\$183,339

Comments None

ALSTEAD (40661)

Route/Road COMSTOCK ROAD OVER DARBY BROOK

Category BRIDGES

Scope BRIDGE REPLACEMENT-COMSTOCK ROAD OVER
 DARBY BROOK-BR. #046/141

Strategy TIER 5

Phase	Year	Funding	Program		
Preliminary Engineering	2022	132,716	SAB *		
Right of Way	2022	11,060	SAB *		
Construction	2022	884,775	SAB *		
Total		\$1,028,550		Previous Funding	\$0
				Current TYP Funding	\$1,028,550
				Future Funding Required	\$0
				Total Project Cost	\$1,028,550

Comments None

2019 - 2028 Ten Year Plan

3/20/2018

ALTON - GILFORD (40634)

Route/Road NH 11

Category INDIVIDUAL PROJECTS

Scope PLANNING STUDY TO IDENTIFY PRIORITY NEEDS FROM EAST OF MINGE COVE ROAD TO EAST OF ELLACOYA PARK

Strategy TIER 2

Phase	Year	Funding	Program	
Other	2019	250,000	None-Highway	
Total		\$250,000		
			Previous Funding	\$0
			Current TYP Funding	\$250,000
			Future Funding Required	\$0
			Total Project Cost	\$250,000

Comments None

ALTON (40624)

Route/Road NH 11

Category RED LIST BRIDGES

Scope BRIDGE REHABILITATION FOR REDLIST BRIDGE CARRYING NH 11 OVER MERRYMEETING RIVER (BR NO 163/184)

Strategy TIER 2

Phase	Year	Funding	Program	
Preliminary Engineering	2019	275,000	Bridg-T1-2-Rehab-Rcn	
Preliminary Engineering	2022	237,263	Bridg-T1-2-Rehab-Rcn	
Construction	2023	1,459,878	Bridg-T1-2-Rehab-Rcn	
Construction	2024	383,820	Bridg-T1-2-Rehab-Rcn	
Total		\$2,355,961		
			Previous Funding	\$0
			Current TYP Funding	\$2,355,961
			Future Funding Required	\$0
			Total Project Cost	\$2,355,961

Comments None

2019 - 2028 Ten Year Plan

3/20/2018

AMHERST (20231)

Route/Road HORACE GREELEY ROAD

Category RED LIST BRIDGES

Scope BRIDGE REPLACEMENT-HORACE GREELEY RD
 OVER PULPIT BROOK-BR.#060/158

Strategy TIER 5

Phase	Year	Funding	Program
Preliminary Engineering	2020	166,311	SAB *
Right of Way	2020	5,258	SAB *
Construction	2020	478,501	SAB *
Total		\$650,070	
			Previous Funding
			Current TYP Funding
			Future Funding Required
			Total Project Cost
			\$0
			\$650,070
			\$0
			\$650,070

Comments None

AMHERST (40654)

Route/Road MONT VERNON ROAD OVER CEASARS BROOK

Category BRIDGES

Scope BRIDGE REPLACEMENT-MONT VERNON ROAD
 OVER CEASARS BROOK-BR. #112/071

Strategy TIER 5

Phase	Year	Funding	Program
Preliminary Engineering	2022	121,657	SAB *
Right of Way	2022	5,530	SAB *
Construction	2022	884,775	SAB *
Total		\$1,011,961	
			Previous Funding
			Current TYP Funding
			Future Funding Required
			Total Project Cost
			\$0
			\$1,011,961
			\$0
			\$1,011,961

Comments None

2019 - 2028 Ten Year Plan

3/20/2018

AMHERST (40657)

Route/Road THORNTON FERRY ROAD OVER BEAVER BROOK

Category BRIDGES

Scope BRIDGE REPLACEMENT-THORNTON FERRY ROAD
 OVER BEAVER BROOK-BR. #145/106

Strategy TIER 5

Phase	Year	Funding	Program
Preliminary Engineering	2023	283,543	SAB *
Right of Way	2023	5,671	SAB *
Construction	2023	1,582,168	SAB *
Total		\$1,871,381	
			Previous Funding
			Current TYP Funding
			Future Funding Required
			Total Project Cost
			\$0
			\$1,871,381
			\$0
			\$1,871,381

Comments None

AMHERST (41413)

Route/Road NH ROUTE 122

Category RED LIST BRIDGES

Scope REHAB OF RED LIST BRIDGE CARRYING NH 122
 (MAIN ST) OVER NH 101 IN THE TOWN OF
 AMHERST (135/109)

Strategy TIER 3

Phase	Year	Funding	Program
Preliminary Engineering	2021	237,263	Bridg-T3-4-Rehab-Rcn
Preliminary Engineering	2023	249,518	Bridg-T3-4-Rehab-Rcn
Construction	2024	2,558,802	Bridg-T3-4-Rehab-Rcn
Total		\$3,045,582	
			Previous Funding
			Current TYP Funding
			Future Funding Required
			Total Project Cost
			\$0
			\$3,045,582
			\$0
			\$3,045,582

Comments None

2019 - 2028 Ten Year Plan

3/20/2018

ANDOVER (20650)

Route/Road NH 11

Category BRIDGES

Scope REPLACE 5-SPAN BRIDGE CARRYING NH 11 OVER
 NHRR(ABD).

Strategy TIER 2

Phase	Year	Funding	Program		
Construction	2020	3,239,083	Bridg-T1-2-Rehab-Rcn		
Total		\$3,239,083		Previous Funding	\$261,000
				Current TYP Funding	\$3,239,083
				Future Funding Required	\$0
				Total Project Cost	\$3,500,083

Comments None

ANDOVER (40392)

Route/Road US 4

Category RED LIST BRIDGES

Scope US 4 OVER BLACKWATER RIVER REHABILITATION
 OR REPLACEMENT.

Strategy TIER 2

Phase	Year	Funding	Program		
Preliminary Engineering	2019	225,610	Bridg-T1-2-Rehab-Rcn		
Preliminary Engineering	2020	115,682	Bridg-T1-2-Rehab-Rcn		
Preliminary Engineering	2021	118,631	Bridg-T1-2-Rehab-Rcn		
Right of Way	2022	121,657	Bridg-T1-2-Rehab-Rcn		
Construction	2023	4,366,556	Bridg-T1-2-Rehab-Rcn		
Total		\$4,948,136		Previous Funding	\$283,800
				Current TYP Funding	\$4,948,136
				Future Funding Required	\$0
				Total Project Cost	\$5,231,936

Comments None

2019 - 2028 Ten Year Plan

3/20/2018

ANDOVER (41407)

Route/Road LAWRENCE ROAD OVER BLACKWATER RIVER

Category BRIDGES

Scope BRIDGE REPLACEMENT-LAWRENCE ROAD OVER
 BLACKWATER RIVER-BR. #098/093

Strategy TIER 5

Phase	Year	Funding	Program	
Preliminary Engineering	2024	348,928	SAB *	
Right of Way	2024	5,815	SAB *	
Construction	2024	2,477,386	SAB *	
Total		\$2,832,129		
			Previous Funding	\$0
			Current TYP Funding	\$2,832,129
			Future Funding Required	\$0
			Total Project Cost	\$2,832,129

Comments None

ANTRIM (14942)

Route/Road CRAIG ROAD

Category RED LIST BRIDGES

Scope BRIDGE REPLACEMENT-CRAIG ROAD OVER
 BROOK - 117/093 {RED LIST}

Strategy TIER 5

Phase	Year	Funding	Program	
Preliminary Engineering	2022	49,769	SAB *	
Right of Way	2022	5,530	SAB *	
Construction	2022	188,015	SAB *	
Total		\$243,313		
			Previous Funding	\$0
			Current TYP Funding	\$243,313
			Future Funding Required	\$0
			Total Project Cost	\$243,313

Comments None

ASHLAND - BRIDGEWATER (24904)

Route/Road US ROUTE 3

Category BRIDGES

Scope BRIDGE REHAB OF BRIDGE CARRYING US 3 NH25
 OVER NHRR AND PEMIGEWASSET RIVER (BR NO
 076/080)

Strategy TIER 2

Phase	Year	Funding	Program
Preliminary Engineering	2019	236,891	Bridg-T1-2-Rehab-Rcn
Preliminary Engineering	2020	225,579	Bridg-T1-2-Rehab-Rcn
Preliminary Engineering	2021	231,331	Bridg-T1-2-Rehab-Rcn
Preliminary Engineering	2022	243,313	Bridg-T1-2-Rehab-Rcn
Construction	2022	6,985,000	Bridg-T1-2-Rehab-Rcn
Total		\$7,922,114	
			Previous Funding
			\$15,000
			Current TYP Funding
			\$7,922,114
			Future Funding Required
			\$0
			Total Project Cost
			\$7,937,114

Comments None

ASHLAND (41370)

Route/Road MAIN STREET, NH ROUTES 3 / 25

Category MANDATED FEDERAL

Scope RECONSTRUCT SIDEWALKS TO ADA COMPLIANCE
 AND CONSTRUCT NEW SIDEWALKS ON MAIN
 STREET US RTE 3/25

Strategy TIER 2

Phase	Year	Funding	Program
Right of Way	2019	35,234	TA *
Construction	2020	348,395	TA *
Total		\$383,629	
			Previous Funding
			\$70,455
			Current TYP Funding
			\$383,629
			Future Funding Required
			\$0
			Total Project Cost
			\$454,084

Comments None

2019 - 2028 Ten Year Plan

3/20/2018

AUBURN (29316)

Route/Road GRIFFIN MILL ROAD OVER MAPLE FALLS BROOK

Category RED LIST BRIDGES

Scope BRIDGE REHABILITATION-GRIFFIN MILL RD OVER
 MAPLE FALLS BROOK-BR. #095/127

Strategy TIER 5

Phase	Year	Funding	Program	
Preliminary Engineering	2022	71,888	SAB *	
Right of Way	2022	11,060	SAB *	
Construction	2022	248,843	SAB *	
Total		\$331,790		
			Previous Funding	\$0
			Current TYP Funding	\$331,790
			Future Funding Required	\$0
			Total Project Cost	\$331,790

Comments None

BARNSTEAD (16020)

Route/Road HANNAH NUTTER ROAD

Category BRIDGES

Scope BRIDGE REPLACEMENT-HANNAH NUTTER ROAD
 OVER BIG RIVER-BR. #149/073

Strategy TIER 5

Phase	Year	Funding	Program	
Preliminary Engineering	2020	110,844	SAB *	
Right of Way	2020	5,258	SAB *	
Construction	2020	935,969	SAB *	
Total		\$1,052,071		
			Previous Funding	\$50,000
			Current TYP Funding	\$1,052,071
			Future Funding Required	\$0
			Total Project Cost	\$1,102,071

Comments None

2019 - 2028 Ten Year Plan

3/20/2018

BARNSTEAD-ALTON (14121)

Route/Road NH 28

Category INDIVIDUAL PROJECTS

Scope NH 28 RECONSTRUCTION OF INTERSECTION WITH
 NORTH BARNSTEAD ROAD/NORTH ROAD

Strategy TIER 2

Phase	Year	Funding	Program		
Construction	2019	1,410,063	None-Highway		
Construction	2020	3,181,242	None-Highway		
Total		\$4,591,305			
				Previous Funding	\$1,963,020
				Current TYP Funding	\$4,591,305
				Future Funding Required	\$0
				Total Project Cost	\$6,554,325

Comments None

BARRINGTON (16402)

Route/Road US ROUTE 4

Category ROADSIDE

Scope ROUTE 4 CULVERT REPLACEMENT JUST WEST OF
 TOPAZ DRIVE

Strategy TIER 3

Phase	Year	Funding	Program		
Construction	2020	578,408	CRDR *		
Total		\$578,408			
				Previous Funding	\$85,400
				Current TYP Funding	\$578,408
				Future Funding Required	\$0
				Total Project Cost	\$663,808

Comments None

2019 - 2028 Ten Year Plan

BARRINGTON (26722)

Route/Road GREEN HILL RD OVER ISINGLASS RIVER

Category BRIDGES

Scope BRIDGE REHABILITATION-GREENHILL RD OVER
 ISINGLASS RIVER-BR. #109/162

Strategy TIER 5

Phase	Year	Funding	Program		
Preliminary Engineering	2022	196,862	SAB *		
Right of Way	2022	5,530	SAB *		
Construction	2022	2,006,533	SAB *		
Total		\$2,208,925		Previous Funding	\$0
				Current TYP Funding	\$2,208,925
				Future Funding Required	\$0
				Total Project Cost	\$2,208,925

Comments None

BARRINGTON (41398)

Route/Road MALLEGO ROAD OVER MALLEGO BROOK

Category BRIDGES

Scope BRIDGE REPLACEMENT-MALLEGO ROAD OVER
 MALLEGO BROOK-BR. #139/116

Strategy TIER 5

Phase	Year	Funding	Program		
Preliminary Engineering	2019	133,315	SAB *		
Right of Way	2019	5,128	SAB *		
Construction	2019	528,133	SAB *		
Total		\$666,575		Previous Funding	\$0
				Current TYP Funding	\$666,575
				Future Funding Required	\$0
				Total Project Cost	\$666,575

Comments None

2019 - 2028 Ten Year Plan

BARRINGTON (41410)

Route/Road OLD CANAAN ROAD OVER SPRUCE BROOK

Category BRIDGES

Scope BRIDGE REPLACEMENT-OLD CANAAN ROAD OVER
 SPRUCE BROOK-BR. #052/059

Strategy TIER 5

Phase	Year	Funding	Program
Preliminary Engineering	2024	104,678	SAB *
Right of Way	2024	5,815	SAB *
Construction	2024	564,100	SAB *
Total		\$674,593	
			Previous Funding
			\$0
			Current TYP Funding
			\$674,593
			Future Funding Required
			\$0
			Total Project Cost
			\$674,593

Comments None

BARRINGTON (41415)

Route/Road US ROUTE 4

Category RED LIST BRIDGES

Scope REHAB OR REPLACEMENT OF RED LIST BRIDGE
 CARRYING US 4 OVER OYSTER RIVER IN THE
 TOWN OF BARRINGTON

Strategy TIER 2

Phase	Year	Funding	Program
Preliminary Engineering	2021	237,263	Bridg-T1-2-Rehab-Rcn
Construction	2023	1,247,587	Bridg-T1-2-Rehab-Rcn
Total		\$1,484,850	
			Previous Funding
			\$0
			Current TYP Funding
			\$1,484,850
			Future Funding Required
			\$0
			Total Project Cost
			\$1,484,850

Comments None

BEDFORD - MANCHESTER (40731)

Route/Road I-293 EB & WB

Category BRIDGES

Scope BRIDGE PRESERVATION EFFORTS FOR THE BRIDGES CARRYING I-293 EB & WB OVER MERRIMACK RIVER

Strategy TIER 1

Phase	Year	Funding	Program		
Construction	2019	410,200	Bridg-HIB-Main-Pres		
Total		\$410,200		Previous Funding	\$5,523,500
				Current TYP Funding	\$410,200
				Future Funding Required	\$0
				Total Project Cost	\$5,933,700

Comments None

BEDFORD - MERRIMACK (16100)

Route/Road F.E. EVERETT TPK

Category INDIVIDUAL PROJECTS

Scope IMPROVEMENT TO BEDFORD MAINLINE TOLL PLAZA TO INSTITUTE OPEN ROAD OR ALL ELECTRONIC TOLLING

Strategy TIER 1

Phase	Year	Funding	Program		
Construction	2020	11,100,000	TPK *		
Construction	2021	4,100,000	TPK *		
Other	2019	100,000	TPK *		
Total		\$15,300,000		Previous Funding	\$1,285,000
				Current TYP Funding	\$15,300,000
				Future Funding Required	\$0
				Total Project Cost	\$16,585,000

Comments Other phase for financial feasibility study

BEDFORD (13692C)

Route/Road NH 101

Category RED LIST BRIDGES

Scope BRIDGE REHAB OR REPLACEMENT OF BR NO
 090/065 CARRYING NH 101 OVER PULPIT BROOK

Strategy TIER 2

Phase	Year	Funding	Program
Construction	2019	603,683	Bridg-T1-2-Rehab-Rcn
Construction	2020	793,364	Bridg-T1-2-Rehab-Rcn
Construction	2021	823,203	Bridg-T1-2-Rehab-Rcn
Construction	2022	129,520	Bridg-T1-2-Rehab-Rcn
Total		\$2,349,770	
			Previous Funding
			\$0
			Current TYP Funding
			\$2,349,770
			Future Funding Required
			\$0
			Total Project Cost
			\$2,349,770

Comments None

BEDFORD (21684)

Route/Road CATESBY LANE

Category BRIDGES

Scope BRIDGE REPLACEMENT-CATESBY LANE OVER
 MCQUADE BROOK-BR. #102/098 (NEW)

Strategy TIER 5

Phase	Year	Funding	Program
Preliminary Engineering	2020	94,649	SAB *
Right of Way	2020	5,258	SAB *
Construction	2020	531,083	SAB *
Total		\$630,990	
			Previous Funding
			\$0
			Current TYP Funding
			\$630,990
			Future Funding Required
			\$0
			Total Project Cost
			\$630,990

Comments None

2019 - 2028 Ten Year Plan

3/20/2018

BEDFORD (24217)

Route/Road BEALS RD OVER BABOOSIC BROOK

Category RED LIST BRIDGES

Scope BRIDGE REPLACEMENT-BEALS RD OVER
 BABOOSIC BROOK-BR. #105-055

Strategy TIER 5

Phase	Year	Funding	Program
Preliminary Engineering	2022	167,152	SAB *
Right of Way	2022	5,530	SAB *
Construction	2022	757,588	SAB *
Total		\$930,270	
			Previous Funding
			\$0
			Current TYP Funding
			\$930,270
			Future Funding Required
			\$0
			Total Project Cost
			\$930,270

Comments None

BEDFORD (40664)

Route/Road US 3

Category INDIVIDUAL PROJECTS

Scope US 3 WIDENING FROM HAWTHORNE DRIVE NORTH
 TO MANCHESTER AIRPORT ACCESS ROAD

Strategy TIER 2

Phase	Year	Funding	Program
Preliminary Engineering	2023	563,286	None-Highway
Right of Way	2025	278,149	None-Highway
Construction	2026	4,698,424	None-Highway
Total		\$5,539,860	
			Previous Funding
			\$0
			Current TYP Funding
			\$5,539,860
			Future Funding Required
			\$0
			Total Project Cost
			\$5,539,860

Comments None

BEDFORD (41859)

Route/Road NH 114

Category INDIVIDUAL PROJECTS

Scope CORRIDOR STUDY OF NH114 FROM THE
 NH114/NH101 INTERSECTION IN BEDFORD TO
 NH114/NH114A IN GOFFSTOWN

Strategy TIER 2

Phase	Year	Funding	Program		
Other	2021	350,000	CORRST		
Total		\$350,000		Previous Funding	\$0
				Current TYP Funding	\$350,000
				Future Funding Required	\$0
				Total Project Cost	\$350,000

Comments None

BELMONT (22872)

Route/Road CHURCH STREET

Category BRIDGES

Scope BRIDGE REHABILITATION-CHURCH ST OVER TIOGA
 RIVER-BR. #103/072

Strategy TIER 5

Phase	Year	Funding	Program		
Preliminary Engineering	2020	26,291	SAB *		
Right of Way	2020	2,103	SAB *		
Construction	2020	99,907	SAB *		
Total		\$128,301		Previous Funding	\$0
				Current TYP Funding	\$128,301
				Future Funding Required	\$0
				Total Project Cost	\$128,301

Comments None

2019 - 2028 Ten Year Plan

3/20/2018

BELMONT (40635)

Route/Road NH 140 AND MAIN STREET

Category INDIVIDUAL PROJECTS

Scope IMPROVE INTERSECTION SAFETY AND
 CONGESTION

Strategy TIER 3

Phase	Year	Funding	Program	
Preliminary Engineering	2021	28,920	None-Highway	
Preliminary Engineering	2022	29,658	None-Highway	
Right of Way	2023	30,414	None-Highway	
Construction	2025	543,745	None-Highway	
Total		\$632,737		
			Previous Funding	\$0
			Current TYP Funding	\$632,737
			Future Funding Required	\$0
			Total Project Cost	\$632,737

Comments None

BENNINGTON (29486)

Route/Road S BENNINGTON ROAD

Category RED LIST BRIDGES

Scope S. BENNINGTON RD OVER RUSSELL BROOK
 BRIDGE REHAB OR REPLACEMENT

Strategy TIER 4

Phase	Year	Funding	Program	
Construction	2024	767,641	Bridg-T3-4-Rehab-Rcn	
Total		\$767,641		
			Previous Funding	\$249,178
			Current TYP Funding	\$767,641
			Future Funding Required	\$0
			Total Project Cost	\$1,016,818

Comments None

2019 - 2028 Ten Year Plan

3/20/2018

BERLIN (41367)

Route/Road MAIN STREET AND RIVERSIDE DRIVE

Category MANDATED FEDERAL

Scope CONST. MULTI-USE PATH ALONG ANDROSCOGGIN RIVER FROM SERVICE CREDIT UNION HERITAGE PARK TO 12TH ST.

Strategy TIER 5

Phase	Year	Funding	Program		
Preliminary Engineering	2019	30,765	TA *		
Construction	2021	801,357	TA *		
Total		\$832,122		Previous Funding	\$100,176
				Current TYP Funding	\$832,122
				Future Funding Required	\$0
				Total Project Cost	\$932,298

Comments None

BOSCAWEN (41578)

Route/Road KING ST

Category INDIVIDUAL PROJECTS

Scope MULTIMODAL AND SAFETY IMPROVEMENTS TO KING STREET

Strategy TIER 2

Phase	Year	Funding	Program		
Preliminary Engineering	2027	495,683	None-Highway		
Right of Way	2027	27,596	None-Highway		
Construction	2027	4,626,373	None-Highway		
Total		\$5,149,652		Previous Funding	\$0
				Current TYP Funding	\$5,149,652
				Future Funding Required	\$0
				Total Project Cost	\$5,149,652

Comments None

2019 - 2028 Ten Year Plan

3/20/2018

BOSTON - MANCHESTER (680930)

Route/Road BOSTON EXPRESS

Category TRANSIT

Scope BOSTON EXPRESS - OPERATING EXPENSES FOR
 FE EVERETT TURNPIKE COMMUTER SERVICE.
 ANNUAL PROJECT.

Strategy TIER 1

Phase	Year	Funding	Program
Other	2019	51,275	FTA5307_NHDOT
Other	2020	52,583	FTA5307_NHDOT
Other	2021	53,923	FTA5307_NHDOT
Other	2022	55,298	FTA5307_NHDOT
Other	2023	56,709	FTA5307_NHDOT
Other	2024	58,155	FTA5307_NHDOT
Other	2025	59,638	FTA5307_NHDOT
Other	2026	61,158	FTA5307_NHDOT
Other	2027	62,718	FTA5307_NHDOT
Other	2028	64,317	FTA5307_NHDOT
Total		\$575,773	
			Previous Funding
			\$747,605
			Current TYP Funding
			\$575,773
			Future Funding Required
			\$0
			Total Project Cost
			\$1,323,378

Comments None

2019 - 2028 Ten Year Plan

BOSTON-MANCHESTER (68093P)

Route/Road BOSTON EXPRESS

Category TRANSIT

Scope BOSTON EXPRESS - OPERATING EXPENSES FOR
 I93 COMMUTER SERVICE. ANNUAL PROJECT.

Strategy TIER 1

Phase	Year	Funding	Program
Other	2021	701,004	FTA5307_NHDOT
Other	2022	718,879	FTA5307_NHDOT
Other	2023	737,211	FTA5307_NHDOT
Other	2024	756,010	FTA5307_NHDOT
Other	2025	775,288	FTA5307_NHDOT
Other	2026	795,058	FTA5307_NHDOT
Other	2027	815,332	FTA5307_NHDOT
Other	2028	836,123	FTA5307_NHDOT
Total		\$6,134,904	
			Previous Funding
			\$0
			Current TYP Funding
			\$6,134,904
			Future Funding Required
			\$0
			Total Project Cost
			\$6,134,904

Comments None

2019 - 2028 Ten Year Plan

3/20/2018

BOW - CONCORD (13742)

Route/Road I-93

Category INDIVIDUAL PROJECTS

Scope I-93 WIDENING FROM I-89 TO BETWEEN EXIT 15 AND 16

Strategy TIER 1

Phase	Year	Funding	Program
Preliminary Engineering	2019	1,400,000	TPK *
Preliminary Engineering	2021	1,453,905	TPK *
Preliminary Engineering	2022	1,489,403	TPK *
Preliminary Engineering	2023	1,986,583	TPK *
Preliminary Engineering	2024	2,047,042	None-Highway
Preliminary Engineering	2025	2,000,000	TPK *
Preliminary Engineering	2025	1,508,830	None-Highway
Preliminary Engineering	2026	2,018,224	None-Highway
Right of Way	2021	496,095	TPK *
Right of Way	2022	110,597	TPK *
Right of Way	2023	113,417	TPK *
Right of Way	2025	301,766	None-Highway
Right of Way	2026	1,547,305	None-Highway
Right of Way	2026	403,645	TPK *
Construction	2024	4,952,958	Bridg-T1-2-Rehab-Rcn
Construction	2025	5,189,405	Bridg-T1-2-Rehab-Rcn
Construction	2026	16,996,355	TPK *
Construction	2026	5,200,000	None-Highway
Construction	2027	21,800,000	TPK *
Construction	2027	9,934,503	None-Highway
Construction	2028	31,400,000	TPK *
Construction	2028	9,904,838	None-Highway

Total	\$122,254,870	Previous Funding	\$6,100,000
		Current TYP Funding	\$122,254,870
		Future Funding Required	\$201,368,766
		Total Project Cost	\$329,723,635

Comments None

2019 - 2028 Ten Year Plan

3/20/2018

BOW (24224)

Route/Road RIVER RD OVER BOW BOG BROOK

Category BRIDGES

Scope BRIDGE REPLACEMENT-RIVER RD OVER BOW BOG
 BROOK-BR. #184/127

Strategy TIER 5

Phase	Year	Funding	Program		
Preliminary Engineering	2026	123,907	SAB *		
Construction	2026	989,541	SAB *		
Total		\$1,113,448		Previous Funding	\$0
				Current TYP Funding	\$1,113,448
				Future Funding Required	\$0
				Total Project Cost	\$1,113,448

Comments None

BOW (24225)

Route/Road BIRCHDALE RD OVER WHITE BROOK

Category RED LIST BRIDGES

Scope BRIDGE REPLACEMENT-BIRCHDALE RD OVER
 WHITE BROOK-BR. #092/136

Strategy TIER 5

Phase	Year	Funding	Program		
Preliminary Engineering	2025	131,203	SAB *		
Right of Way	2025	5,964	SAB *		
Construction	2025	578,484	SAB *		
Total		\$715,650		Previous Funding	\$0
				Current TYP Funding	\$715,650
				Future Funding Required	\$0
				Total Project Cost	\$715,650

Comments None

2019 - 2028 Ten Year Plan

3/20/2018

BOW (29641)

Route/Road NH 3A

Category INDIVIDUAL PROJECTS

Scope NH RTE 3A CORRIDOR SAFETY IMPROVEMENTS

Strategy TIER 3

Phase	Year	Funding	Program
Preliminary Engineering	2020	115,682	None-Highway
Right of Way	2020	520,567	None-Highway
Construction	2022	3,424,302	None-Highway
Total		\$4,060,551	
			Previous Funding
			\$495,000
			Current TYP Funding
			\$4,060,551
			Future Funding Required
			\$0
			Total Project Cost
			\$4,555,551

Comments None

BRISTOL (40636)

Route/Road NH 104

Category INDIVIDUAL PROJECTS

Scope ROADWAY WIDENING AND SHOULDERS FOR
 BIKE/PED TRAVEL FROM SCHOOL ST TO WEST OF
 DANFORTH BROOK RD

Strategy TIER 5

Phase	Year	Funding	Program
Preliminary Engineering	2021	115,682	None-Highway
Preliminary Engineering	2023	148,000	None-Highway
Right of Way	2023	129,377	None-Highway
Construction	2026	2,507,979	None-Highway
Total		\$2,901,038	
			Previous Funding
			\$0
			Current TYP Funding
			\$2,901,038
			Future Funding Required
			\$0
			Total Project Cost
			\$2,901,038

Comments None

2019 - 2028 Ten Year Plan

3/20/2018

BRISTOL (41579)

Route/Road LAKE STREET

Category INDIVIDUAL PROJECTS

Scope BIKE PED IMPROVEMENTS TO LAKE ST.

Strategy TIER 3

Phase	Year	Funding	Program	
Preliminary Engineering	2027	280,098	None-Highway	
Right of Way	2027	13,798	None-Highway	
Construction	2027	2,507,082	None-Highway	
Total		\$2,800,978		
			Previous Funding	\$0
			Current TYP Funding	\$2,800,978
			Future Funding Required	\$0
			Total Project Cost	\$2,800,978

Comments None

BROOKLINE (40662)

Route/Road NH 13

Category INDIVIDUAL PROJECTS

Scope CONSTRUCT SOUTHBOUND LEFT TURN LANE
 ONTO OLD MILFORD RD

Strategy TIER 2

Phase	Year	Funding	Program	
Preliminary Engineering	2020	11,281	None-Highway	
Preliminary Engineering	2021	11,568	None-Highway	
Right of Way	2023	12,166	None-Highway	
Construction	2026	228,732	None-Highway	
Total		\$263,747		
			Previous Funding	\$0
			Current TYP Funding	\$263,747
			Future Funding Required	\$0
			Total Project Cost	\$263,747

Comments None

BROOKLINE (41364)

Route/Road SOUTH MAIN ST. , MASON ROAD

Category MANDATED FEDERAL

Scope CONST. SIDEWALKS ON RTE 130, CONST 60 FOOT
 PED BRIDGE OVER NISSITISSIT RIVER AND
 SIDEWALK TO BEACH

Strategy TIER 4

Phase	Year	Funding	Program		
Construction	2019	651,193	TA *		
Total		\$651,193		Previous Funding	\$91,920
				Current TYP Funding	\$651,193
				Future Funding Required	\$0
				Total Project Cost	\$743,113

Comments None

BROOKLINE (41408)

Route/Road BOND STREET OVER NISSITISSIT RIVER

Category BRIDGES

Scope BRIDGE REHABILITATION-BOND STREET OVER
 NISSITISSIT RIVER-BR. #088/074

Strategy TIER 5

Phase	Year	Funding	Program		
Preliminary Engineering	2024	93,047	SAB *		
Right of Way	2024	5,815	SAB *		
Construction	2024	412,898	SAB *		
Total		\$511,760		Previous Funding	\$0
				Current TYP Funding	\$511,760
				Future Funding Required	\$0
				Total Project Cost	\$511,760

Comments None

CANAAN (41399)

Route/Road POTATO ROAD OVER INDIAN RIVER

Category BRIDGES

Scope BRIDGE REHABILITATION-POTATO ROAD OVER INDIAN RIVER-BR. #147/055

Strategy TIER 5

Phase	Year	Funding	Program	
Preliminary Engineering	2019	97,423	SAB *	
Right of Way	2019	5,128	SAB *	
Construction	2019	533,260	SAB *	
Total		\$635,810		
			Previous Funding	\$0
			Current TYP Funding	\$635,810
			Future Funding Required	\$0
			Total Project Cost	\$635,810

Comments None

CANAAN (41406)

Route/Road GRIST MILL HILL ROAD OVER INDIAN RIVER

Category BRIDGES

Scope BRIDGE REHABILITATION-GRIST MILL HILL ROAD OVER INDIAN RIVER-BR. #172/070

Strategy TIER 5

Phase	Year	Funding	Program	
Preliminary Engineering	2023	107,746	SAB *	
Right of Way	2023	5,671	SAB *	
Construction	2023	453,668	SAB *	
Total		\$567,085		
			Previous Funding	\$0
			Current TYP Funding	\$567,085
			Future Funding Required	\$0
			Total Project Cost	\$567,085

Comments None

2019 - 2028 Ten Year Plan

3/20/2018

CANDIA (41592)

Route/Road NH43/NH27/RAYMOND RD

Category INDIVIDUAL PROJECTS

Scope SAFETY & OPERATIONAL IMPROVEMENTS ON NH
 27; NH 43 & RAYMOND ROAD

Strategy TIER 3

Phase	Year	Funding	Program
Preliminary Engineering	2028	424,493	None-Highway
Right of Way	2028	141,498	None-Highway
Construction	2028	5,546,709	None-Highway
Total		\$6,112,700	
			Previous Funding
			Current TYP Funding
			Future Funding Required
			Total Project Cost
			\$0
			\$6,112,700
			\$0
			\$6,112,700

Comments None

CART (60100A)

Route/Road COOPERATIVE ALLIANCE FOR REGIONAL
 TRANSPORTATION (CART)

Category TRANSIT

Scope COOP. ALLIANCE FOR REG. TRANSPORTATION -
 PREVENTATIVE MAINTENANCE (DERRY-SALEM
 REGION)

Strategy TIER 6

Phase	Year	Funding	Program
Other	2019	98,704	FTA5307
Other	2020	101,221	FTA5307
Other	2021	103,802	FTA5307
Other	2022	106,449	FTA5307
Other	2023	109,164	FTA5307
Other	2024	111,948	FTA5307
Other	2025	114,802	FTA5307
Other	2026	117,730	FTA5307
Other	2027	120,732	FTA5307
Other	2028	123,810	FTA5307
Total		\$1,108,363	
			Previous Funding
			Current TYP Funding
			Future Funding Required
			Total Project Cost
			\$565,580
			\$1,108,363
			\$0
			\$1,673,943

Comments None

2019 - 2028 Ten Year Plan

3/20/2018

CART (60100B)

Route/Road COOPERATIVE ALLIANCE FOR REGIONAL
 TRANSPORTATION (CART)

Category TRANSIT

Scope COOP. ALLIANCE FOR REG. TRANSPORTATION -
 OPERATING ASSISTANCE

Strategy ALL TIERS

Phase	Year	Funding	Program
Other	2019	227,558	FTA5307
Other	2020	233,361	FTA5307
Other	2021	239,312	FTA5307
Other	2022	245,414	FTA5307
Other	2023	251,672	FTA5307
Other	2024	258,090	FTA5307
Other	2025	264,671	FTA5307
Other	2026	271,420	FTA5307
Other	2027	278,342	FTA5307
Other	2028	285,439	FTA5307

Total	\$2,555,281	Previous Funding	\$2,211,101
		Current TYP Funding	\$2,555,281
		Future Funding Required	\$0
		Total Project Cost	\$4,766,382

Comments None

2019 - 2028 Ten Year Plan

CART (60100C)

Route/Road COOPERATIVE ALLIANCE FOR REGIONAL
 TRANSPORTATION (CART)

Category TRANSIT

Scope COOP. ALLIANCE FOR REG. TRANSPORTATION -
 MOBILITY MGMT

Strategy ALL TIERS

Phase	Year	Funding	Program
Other	2019	126,586	FTA5310
Other	2019	50,313	FTA5307
Other	2020	129,814	FTA5310
Other	2020	51,596	FTA5307
Other	2021	133,124	FTA5310
Other	2021	52,912	FTA5307
Other	2022	136,519	FTA5310
Other	2022	54,261	FTA5307
Other	2023	140,000	FTA5310
Other	2023	55,645	FTA5307
Other	2024	143,570	FTA5310
Other	2024	57,064	FTA5307
Other	2025	147,231	FTA5310
Other	2025	58,519	FTA5307
Other	2026	150,985	FTA5310
Other	2026	60,011	FTA5307
Other	2027	154,835	FTA5310
Other	2027	61,541	FTA5307
Other	2028	158,784	FTA5310
Other	2028	63,111	FTA5307

Total	\$1,986,417	Previous Funding	\$657,895
		Current TYP Funding	\$1,986,417
		Future Funding Required	\$0
		Total Project Cost	\$2,644,312

Comments None

2019 - 2028 Ten Year Plan

3/20/2018

CART (60100D)

Route/Road COOPERATIVE ALLIANCE FOR REGIONAL
 TRANSPORTATION (CART)

Category TRANSIT

Scope COOP. ALLIANCE FOR REG. TRANSPORTATION -
 GENERAL & COMPREHENSIVE PLANNING.

Strategy ALL TIERS

Phase	Year	Funding	Program
Other	2019	14,101	FTA5307
Other	2020	14,460	FTA5307
Other	2021	14,829	FTA5307
Other	2022	15,207	FTA5307
Other	2023	15,595	FTA5307
Other	2024	15,993	FTA5307
Other	2025	16,400	FTA5307
Other	2026	16,819	FTA5307
Other	2027	17,247	FTA5307
Other	2028	17,687	FTA5307
Total		\$158,338	
			Previous Funding
			\$117,940
			Current TYP Funding
			\$158,338
			Future Funding Required
			\$0
			Total Project Cost
			\$276,278

Comments None

2019 - 2028 Ten Year Plan

CART (60100E)

Route/Road COOPERATIVE ALLIANCE FOR REGIONAL
 TRANSPORTATION (CART)

Category TRANSIT

Scope COOP. ALLIANCE FOR REG. TRANSPORTATION -
 CAPITAL PROGRAM

Strategy ALL TIERS

Phase	Year	Funding	Program
Other	2019	59,419	FTA5307
Other	2019	38,004	FTA5339
Other	2020	35,261	FTA5339
Other	2020	12,063	FTA5307
Other	2021	53,923	FTA5339
Other	2022	55,298	FTA5339
Other	2022	55,298	FTA5307
Other	2023	56,709	FTA5339
Other	2023	56,709	FTA5307
Other	2024	58,155	FTA5339
Other	2024	58,155	FTA5307
Other	2025	59,638	FTA5339
Other	2025	59,638	FTA5307
Other	2026	61,158	FTA5339
Other	2026	61,158	FTA5307
Other	2027	62,718	FTA5339
Other	2027	62,718	FTA5307
Other	2028	64,317	FTA5339
Other	2028	64,317	FTA5307

Total	\$1,034,655	Previous Funding	\$502,040
		Current TYP Funding	\$1,034,655
		Future Funding Required	\$0
		Total Project Cost	\$1,536,695

Comments None

CENTER HARBOR - NEW HAMPTON (24579)

Route/Road WAUKEWAN ROAD

Category RED LIST BRIDGES

Scope Waukewan Road Bridge Rehabilitation over Lake
 Waukewan Inlet, Redlist Bridge 080/040

Strategy TIER 4

Phase	Year	Funding	Program		
Preliminary Engineering	2020	86,761	Bridg-T3-4-Rehab-Rcn		
Construction	2021	711,788	Bridg-T3-4-Rehab-Rcn		
Total		\$798,550		Previous Funding	\$335,500
				Current TYP Funding	\$798,550
				Future Funding Required	\$0
				Total Project Cost	\$1,134,050

Comments None

CHARLESTOWN (40667)

Route/Road NH 12

Category INDIVIDUAL PROJECTS

Scope RECONSTRUCT OR REHABILITATE FROM NH 12A IN
 SOUTHERN CHARLESTOWN TO ALMAR STREET
 (APPROX 2.4 MILES)

Strategy TIER 2

Phase	Year	Funding	Program		
Preliminary Engineering	2023	761,297	None-Highway		
Right of Way	2025	407,769	None-Highway		
Construction	2026	4,467,972	None-Highway		
Construction	2027	2,550,301	None-Highway		
Total		\$8,187,339		Previous Funding	\$0
				Current TYP Funding	\$8,187,339
				Future Funding Required	\$0
				Total Project Cost	\$8,187,339

Comments None

CHICHESTER (40631)

Route/Road NH 28 AND MAIN STREET

Category INDIVIDUAL PROJECTS

Scope INTERSECTION IMPROVEMENTS

Strategy TIER 2

Phase	Year	Funding	Program	
Preliminary Engineering	2022	145,988	None-Highway	
Right of Way	2024	76,764	None-Highway	
Construction	2025	1,338,266	None-Highway	
Total		\$1,561,018		
			Previous Funding	\$0
			Current TYP Funding	\$1,561,018
			Future Funding Required	\$0
			Total Project Cost	\$1,561,018

Comments None

CHICHESTER (41577)

Route/Road US RTE 4 & KING RD

Category INDIVIDUAL PROJECTS

Scope US RTE 4 AND KING ROAD IMPROVEMENT
 PLANNING STUDY

Strategy TIER 2

Phase	Year	Funding	Program	
Other	2020	200,000	Other Fed Aid	
Total		\$200,000		
			Previous Funding	\$0
			Current TYP Funding	\$200,000
			Future Funding Required	\$0
			Total Project Cost	\$200,000

Comments None

CLAREMONT, NH - WEATHERSFIELD, VT (41467)

Route/Road NH 12 & NH 103

Category BRIDGES

Scope BRIDGE REHAB, BRIDGE CARRYING NH 12 & 103
 OVER CONN RIVER BETWEEN CLAREMONT NH
 AND WEATHERSFIELD VT

Strategy TIER 2

Phase	Year	Funding	Program
Preliminary Engineering	2023	271,350	Bridg-T1-2-Rehab-Rcn
Preliminary Engineering	2023	40,547	NON-PAR (Vermont)
Preliminary Engineering	2024	166,962	Bridg-T1-2-Rehab-Rcn
Preliminary Engineering	2024	24,948	NON-PAR (Vermont)
Preliminary Engineering	2025	114,146	Bridg-T1-2-Rehab-Rcn
Preliminary Engineering	2025	17,056	NON-PAR (Vermont)
Construction	2026	437,282	NON-PAR (Vermont)
Construction	2026	235,459	Bridg-T1-2-Rehab-Rcn
Construction	2027	2,759,584	Bridg-T1-2-Rehab-Rcn
Total		\$4,067,335	
			Previous Funding
			Current TYP Funding
			Future Funding Required
			Total Project Cost
			\$0
			\$4,067,335
			\$0
			\$4,067,335

Comments None

CLAREMONT (27691)

Route/Road NH 12A

Category RED LIST BRIDGES

Scope NH 12A, BRIDGE REHABILITATION CARRYING NH
 12A OVER SUGAR RIVER, BR NO 072/127

Strategy TIER 3

Phase	Year	Funding	Program
Preliminary Engineering	2019	205,100	Bridg-T3-4-Rehab-Rcn
Construction	2022	3,317,905	Bridg-T3-4-Rehab-Rcn
Construction	2023	3,402,511	Bridg-T3-4-Rehab-Rcn
Total		\$6,925,516	
			Previous Funding
			Current TYP Funding
			Future Funding Required
			Total Project Cost
			\$309,600
			\$6,925,516
			\$0
			\$7,235,116

Comments None

2019 - 2028 Ten Year Plan

3/20/2018

CLAREMONT (40577)

Route/Road CLAREMONT MUNICIPAL AIRPORT

Category AIRPORT

Scope PRESERVATION, MODERNIZATION, AND/OR EXPANSION OF AIRPORT FACILITIES; PLANNING STUDIES.

Strategy ALL TIERS

Phase	Year	Funding	Program	
Other	2019	170,917	Airport Improvement	
Other	2020	175,274	Airport Improvement	
Other	2022	466,965	Airport Improvement	
Other	2023	1,789,468	Airport Improvement	
Other	2024	1,159,215	Airport Improvement	
Other	2025	779,263	Airport Improvement	
Other	2026	203,861	Airport Improvement	
Other	2027	627,178	Airport Improvement	
Other	2028	169,797	Airport Improvement	
Total		\$5,541,940		
			Previous Funding	\$0
			Current TYP Funding	\$5,541,940
			Future Funding Required	\$0
			Total Project Cost	\$5,541,940

Comments None

CLAREMONT (41748)

Route/Road WASHINGTON STREET

Category MANDATED FEDERAL

Scope TO LINK TEN TRAFFIC SIGNALS ON A TWO MILE STRETCH OF WASHINGTON STREET.

Strategy TIER 2

Phase	Year	Funding	Program	
Preliminary Engineering	2019	64,800	CMAQ *	
Right of Way	2020	10,255	CMAQ *	
Construction	2020	592,534	CMAQ *	
Total		\$667,589		
			Previous Funding	\$0
			Current TYP Funding	\$667,589
			Future Funding Required	\$0
			Total Project Cost	\$667,589

Comments None

2019 - 2028 Ten Year Plan

3/20/2018

COAST (60000A)

Route/Road COOPERATIVE ALLIANCE FOR SEACOAST
 TRANSPORTATION (COAST)

Category TRANSIT

Scope COOPERATIVE ALLIANCE FOR SEACOAST
 TRANSPORTATION - OPERATING ASSISTANCE.
 ANNUAL PROJECT.

Strategy ALL TIERS

Phase	Year	Funding	Program
Other	2019	2,736,592	FTA5307
Other	2020	2,879,841	FTA5307
Other	2021	2,953,277	FTA5307
Other	2022	3,028,586	FTA5307
Other	2023	3,105,815	FTA5307
Other	2024	3,185,013	FTA5307
Other	2025	3,266,231	FTA5307
Other	2026	3,349,520	FTA5307
Other	2027	3,434,932	FTA5307
Other	2028	3,522,523	FTA5307

Total	\$31,462,330	Previous Funding	\$10,600,076
		Current TYP Funding	\$31,462,330
		Future Funding Required	\$0
		Total Project Cost	\$42,062,405

Comments None

2019 - 2028 Ten Year Plan

3/20/2018

COAST (60000B)

Route/Road COOPERATIVE ALLIANCE FOR SEACOAST
 TRANSPORTATION (COAST)

Category TRANSIT

Scope COOPERATIVE ALLIANCE FOR SEACOAST
 TRANSPORTATION (COAST) - PREVENTATIVE
 MAINTENANCE.

Strategy ALL TIERS

Phase	Year	Funding	Program
Other	2019	547,923	FTA5307
Other	2020	561,895	FTA5307
Other	2021	576,223	FTA5307
Other	2022	590,917	FTA5307
Other	2023	605,985	FTA5307
Other	2024	621,438	FTA5307
Other	2025	637,284	FTA5307
Other	2026	653,535	FTA5307
Other	2027	670,200	FTA5307
Other	2028	687,290	FTA5307
Total		\$6,152,689	
			Previous Funding
			\$2,916,694
			Current TYP Funding
			\$6,152,689
			Future Funding Required
			\$0
			Total Project Cost
			\$9,069,383

Comments None

2019 - 2028 Ten Year Plan

3/20/2018

COAST (60000C)

Route/Road COOPERATIVE ALLIANCE FOR SEACOAST TRANSPORTATION (COAST) **Category** TRANSIT

Scope COOPERATIVE ALLIANCE FOR SEACOAST TRANSPORTATION (COAST) - MISCELLANEOUS SUPPORT EQUIPMENT. **Strategy** TIER 6

Phase	Year	Funding	Program
Other	2019	99,368	FTA5307
Other	2020	103,816	FTA5307
Other	2021	106,463	FTA5307
Other	2022	109,178	FTA5307
Other	2023	111,962	FTA5307
Other	2024	114,817	FTA5307
Other	2025	117,745	FTA5307
Other	2026	120,747	FTA5307
Other	2027	123,826	FTA5307
Other	2028	126,984	FTA5307

Total	\$1,134,906	Previous Funding	\$764,585
		Current TYP Funding	\$1,134,906
		Future Funding Required	\$0
		Total Project Cost	\$1,899,490

Comments None

2019 - 2028 Ten Year Plan

3/20/2018

COAST (60000D)

Route/Road COOPERATIVE ALLIANCE FOR SEACOAST TRANSPORTATION (COAST) **Category** TRANSIT

Scope COOPERATIVE ALLIANCE FOR SEACOAST TRANSPORTATION (COAST) - BUS STATION EQUIPMENT. **Strategy** TIER 6

Phase	Year	Funding	Program	
Other	2019	60,180	FTA5307	
Other	2020	59,801	FTA5307	
Other	2021	61,326	FTA5307	
Other	2022	62,890	FTA5307	
Other	2023	64,493	FTA5307	
Other	2024	66,138	FTA5307	
Other	2025	67,825	FTA5307	
Other	2026	69,554	FTA5307	
Other	2027	71,328	FTA5307	
Other	2028	73,147	FTA5307	
Total		\$656,682		
			Previous Funding	\$312,400
			Current TYP Funding	\$656,682
			Future Funding Required	\$0
			Total Project Cost	\$969,081

Comments None

2019 - 2028 Ten Year Plan

3/20/2018

COAST (60000E)

Route/Road COOPERATIVE ALLIANCE FOR SEACOAST
 TRANSPORTATION (COAST)

Category TRANSIT

Scope COOPERATIVE ALLIANCE FOR SEACOAST
 TRANSPORTATION (COAST) - GENERAL &
 COMPREHENSIVE PLANNING.

Strategy TIER 6

Phase	Year	Funding	Program
Other	2019	87,376	FTA5307
Other	2020	89,604	FTA5307
Other	2021	91,889	FTA5307
Other	2022	94,232	FTA5307
Other	2023	96,635	FTA5307
Other	2024	99,099	FTA5307
Other	2025	101,626	FTA5307
Other	2026	104,217	FTA5307
Other	2027	106,875	FTA5307
Other	2028	109,600	FTA5307

Total	\$981,152	Previous Funding	\$407,132
		Current TYP Funding	\$981,152
		Future Funding Required	\$0
		Total Project Cost	\$1,388,285

Comments None

2019 - 2028 Ten Year Plan

3/20/2018

COAST (60000F)

Route/Road COOPERATIVE ALLIANCE FOR SEACOAST TRANSPORTATION (COAST) **Category** TRANSIT

Scope COOPERATIVE ALLIANCE FOR SEACOAST TRANSPORTATION (COAST) - ADA OPERATIONS. ANNUAL PROJECT. **Strategy** TIER 6

Phase	Year	Funding	Program	
Other	2019	283,332	FTA5307	
Other	2020	290,557	FTA5307	
Other	2021	297,967	FTA5307	
Other	2022	305,565	FTA5307	
Other	2023	313,357	FTA5307	
Other	2024	321,347	FTA5307	
Other	2025	329,541	FTA5307	
Other	2026	337,945	FTA5307	
Other	2027	346,562	FTA5307	
Other	2028	355,400	FTA5307	
Total		\$3,181,573		
			Previous Funding	\$1,289,506
			Current TYP Funding	\$3,181,573
			Future Funding Required	\$0
			Total Project Cost	\$4,471,079

Comments None

2019 - 2028 Ten Year Plan

COAST (60000G)

Route/Road COOPERATIVE ALLIANCE FOR SEACOAST TRANSPORTATION (COAST) **Category** TRANSIT

Scope COOPERATIVE ALLIANCE FOR SEACOAST TRANSPORTATION (COAST) - CAPITAL PROGRAM. **Strategy** TIER 6

Phase	Year	Funding	Program
Other	2021	172,430	FTA5307
Other	2022	176,827	FTA5307
Other	2023	181,336	FTA5307
Other	2024	185,960	FTA5307
Other	2025	190,702	FTA5307
Other	2026	195,565	FTA5307
Other	2027	200,552	FTA5307
Other	2028	205,666	FTA5307
Total		\$1,509,035	
			Previous Funding
			\$1,652,735
			Current TYP Funding
			\$1,509,035
			Future Funding Required
			\$0
			Total Project Cost
			\$3,161,771

Comments None

COAST (60000H)

Route/Road COOPERATIVE ALLIANCE FOR SEACOAST TRANSPORTATION (COAST) **Category** TRANSIT

Scope MOBILITY MANAGEMENT FOR COAST **Strategy** ALL TIERS

Phase	Year	Funding	Program
Other	2019	44,774	FTA5307
Total		\$44,774	
			Previous Funding
			\$88,850
			Current TYP Funding
			\$44,774
			Future Funding Required
			\$0
			Total Project Cost
			\$133,624

Comments None

2019 - 2028 Ten Year Plan

3/20/2018

COLEBROOK (40640)

Route/Road US 3 / MAIN STREET

Category INDIVIDUAL PROJECTS

Scope RECONSTRUCTION OF ABOUT 2700' OF US 3/MAIN ST FROM SOUTH MAIN STREET TRAFFIC ISLAND TO BEAVER BROOK

Strategy TIER 2

Phase	Year	Funding	Program
Preliminary Engineering	2019	98,622	None-Highway
Preliminary Engineering	2019	26,150	TA *
Right of Way	2019	87,767	None-Highway
Right of Way	2019	9,742	TA *
Construction	2020	984,778	None-Highway
Construction	2020	741,413	TA *
Total		\$1,948,473	
			Previous Funding
			\$134,500
			Current TYP Funding
			\$1,948,473
			Future Funding Required
			\$0
			Total Project Cost
			\$2,082,973

Comments None

COLEBROOK (40651)

Route/Road HARVEY SWELL ROAD OVER EAST BRANCH

Category BRIDGES

Scope BRIDGE REHABILITATION-HARVEY SWELL ROAD OVER EAST BRANCH-BR. #190/109

Strategy TIER 5

Phase	Year	Funding	Program
Preliminary Engineering	2021	64,708	SAB *
Right of Way	2021	5,392	SAB *
Construction	2021	172,555	SAB *
Total		\$242,655	
			Previous Funding
			\$0
			Current TYP Funding
			\$242,655
			Future Funding Required
			\$0
			Total Project Cost
			\$242,655

Comments None

2019 - 2028 Ten Year Plan

3/20/2018

COLEBROOK (40652)

Route/Road BEAR ROCK ROAD OVER WEST BRANCH (MOHAWK RIVER) **Category** BRIDGES

Scope BRIDGE REPLACEMENT-BEAR ROCK ROAD OVER WEST BRANCH (MOHAWK RIVER) BR. #167/120 **Strategy** TIER 5

Phase	Year	Funding	Program	
Preliminary Engineering	2021	97,062	SAB *	
Right of Way	2021	5,392	SAB *	
Construction	2021	550,018	SAB *	
Total		\$652,473		
			Previous Funding	\$0
			Current TYP Funding	\$652,473
			Future Funding Required	\$0
			Total Project Cost	\$652,473

Comments None

COLEBROOK (40655)

Route/Road PLEASANT STREET OVER MOHAWK RIVER **Category** BRIDGES

Scope BRIDGE REHABILITATION-PLEASANT STREET OVER MOHAWK RIVER-BR. #050/099 **Strategy** TIER 5

Phase	Year	Funding	Program	
Preliminary Engineering	2022	77,418	SAB *	
Right of Way	2022	5,530	SAB *	
Construction	2022	359,440	SAB *	
Total		\$442,387		
			Previous Funding	\$0
			Current TYP Funding	\$442,387
			Future Funding Required	\$0
			Total Project Cost	\$442,387

Comments None

COMMUTER/INTERCITY BUS REPLACEMENT (40284)

Route/Road VARIOUS

Category MANDATED FEDERAL

Scope REPLACEMENT OF EXISTING STATE-OWNED
 COACHES USED FOR COMMUTER AND INTERCITY
 BUS.

Strategy TIER 6

Phase	Year	Funding	Program		
Other	2019	4,757,283	CMAQ *		
Other	2021	1,299,824	CMAQ *		
Total		\$6,057,107		Previous Funding	\$9,297,997
				Current TYP Funding	\$6,057,107
				Future Funding Required	\$0
				Total Project Cost	\$15,355,104

Comments None

CONCORD (13742D)

Route/Road STICKNEY AVENUE

Category INDIVIDUAL PROJECTS

Scope REMOVAL OF STATE OWNED BUILDINGS AT
 STICKNEY AVENUE

Strategy TIER 6

Phase	Year	Funding	Program		
Preliminary Engineering	2020	167,738	None-Highway		
Right of Way	2020	474,294	None-Highway		
Total		\$642,032		Previous Funding	\$0
				Current TYP Funding	\$642,032
				Future Funding Required	\$0
				Total Project Cost	\$642,032

Comments None

2019 - 2028 Ten Year Plan

3/20/2018

CONCORD (29601)

Route/Road NH 13

Category INDIVIDUAL PROJECTS

Scope IMPROVEMENTS AT I89 EXIT 2 NB AND SB RAMPS

Strategy TIER 1

Phase	Year	Funding	Program
Preliminary Engineering	2019	282,013	None-Highway
Preliminary Engineering	2021	354,708	None-Highway
Right of Way	2019	28,201	None-Highway
Right of Way	2021	8,304	None-Highway
Construction	2023	2,457,726	None-Highway
Total		\$3,130,952	
			Previous Funding
			Current TYP Funding
			Future Funding Required
			Total Project Cost
			\$0
			\$3,130,952
			\$0
			\$3,130,952

Comments None

CONCORD (40565)

Route/Road CONCORD MUNICIPAL AIRPORT

Category AIRPORT

Scope PRESERVATION, MODERNIZATION, AND/OR EXPANSION OF AIRPORT FACILITIES; PLANNING STUDIES.

Strategy ALL TIERS

Phase	Year	Funding	Program
Other	2019	1,408,384	Airport Improvement
Other	2020	247,138	Airport Improvement
Other	2021	245,651	Airport Improvement
Other	2022	252,161	Airport Improvement
Other	2023	428,465	Airport Improvement
Other	2024	646,163	Airport Improvement
Other	2025	1,325,278	Airport Improvement
Other	2026	3,615,134	Airport Improvement
Other	2027	3,707,320	Airport Improvement
Other	2028	1,768,721	Airport Improvement
Total		\$13,644,413	
			Previous Funding
			Current TYP Funding
			Future Funding Required
			Total Project Cost
			\$0
			\$13,644,413
			\$0
			\$13,644,413

Comments None

2019 - 2028 Ten Year Plan

CONCORD (41212)

Route/Road NH ROUTE 9 (LOUDON RD) OVER MERRIMACK RIVER **Category** BRIDGES

Scope BRIDGE REHABILITATION-NH ROUTE 9 (LOUDON RD) OVER MERRIMACK RIVER BR. #163/111 (SAB+MOBRR) RED LIST **Strategy** TIER 5

Phase	Year	Funding	Program
Right of Way	2022	6,083	SAB *
Construction	2023	5,614,144	MOBRR *
Construction	2024	3,697,469	MOBRR *
Total		\$9,317,695	

Previous Funding	\$445,000
Current TYP Funding	\$9,317,695
Future Funding Required	\$0
Total Project Cost	\$9,762,695

Comments None

CONCORD (41411)

Route/Road NH ARFF TRAINING FACILITY **Category** AIRPORT

Scope PRESERVATION, MODERNIZATION, AND/OR EXPANSION OF ARFF TRAINING FACILITIES; PLANNING STUDIES. **Strategy** TIER 6

Phase	Year	Funding	Program
Other	2019	512,750	Airport Improvement
Other	2020	52,583	Airport Improvement
Other	2021	539,234	Airport Improvement
Other	2023	378,056	Airport Improvement
Other	2025	198,792	Airport Improvement
Other	2027	209,060	Airport Improvement
Total		\$1,890,475	

Previous Funding	\$0
Current TYP Funding	\$1,890,475
Future Funding Required	\$0
Total Project Cost	\$1,890,475

Comments None

2019 - 2028 Ten Year Plan

3/20/2018

CONCORD (41468)

Route/Road I-93 NB & SB

Category BRIDGES

Scope ADDRESS PRIORITY BRIDGES CARRYING I-93 NB & SB OVER MERRIMACK RIVER (136/117 & 136/116) IN CONCORD

Strategy TIER 1

Phase	Year	Funding	Program	
Preliminary Engineering	2024	191,910	Bridg-T1-2-Rehab-Rcn	
Preliminary Engineering	2024	191,910	Bridg-HIB-Rehab-Rcn	
Preliminary Engineering	2025	196,804	Bridg-T1-2-Rehab-Rcn	
Preliminary Engineering	2025	196,804	Bridg-HIB-Rehab-Rcn	
Preliminary Engineering	2026	941,838	Bridg-T1-2-Rehab-Rcn	
Preliminary Engineering	2026	941,838	Bridg-HIB-Rehab-Rcn	
Preliminary Engineering	2027	689,896	Bridg-T1-2-Rehab-Rcn	
Preliminary Engineering	2027	689,896	Bridg-HIB-Rehab-Rcn	
Construction	2027	4,829,273	Bridg-T1-2-Rehab-Rcn	
Construction	2027	4,829,273	Bridg-HIB-Rehab-Rcn	
Construction	2028	9,197,350	Bridg-T1-2-Rehab-Rcn	
Construction	2028	9,197,350	Bridg-HIB-Rehab-Rcn	
Total		\$32,094,139		
			Previous Funding	\$0
			Current TYP Funding	\$32,094,139
			Future Funding Required	\$0
			Total Project Cost	\$32,094,139

Comments None

CONNECTICUT RIVER BRIDGES (40798)

Route/Road VARIOUS

Category DEBT SERVICE

Scope GARVEE DEBT SERVICE FOR CONNECTICUT RIVER BRIDGES

Strategy TIER 1

Phase	Year	Funding	Program
Construction	2020	1,568,663	GARVEE Debt Service
Construction	2021	8,109,375	GARVEE Debt Service
Construction	2022	8,105,750	GARVEE Debt Service
Construction	2023	8,108,875	GARVEE Debt Service
Construction	2024	8,108,000	GARVEE Debt Service
Construction	2025	8,107,500	GARVEE Debt Service
Construction	2026	8,106,625	GARVEE Debt Service
Construction	2027	8,104,625	GARVEE Debt Service
Construction	2028	8,105,625	GARVEE Debt Service
Total		\$66,425,038	
			Previous Funding
			Current TYP Funding
			Future Funding Required
			Total Project Cost
			\$0
			\$66,425,038
			\$7,172,703
			\$73,597,741

Comments None

CONWAY (40018)

Route/Road NH 16

Category INDIVIDUAL PROJECTS

Scope RECONSTRUCT NH 16 FROM OLYMPIC LANE EAST 0.60 MILES TO VILLAGE LANE - MULTI FUNDED

Strategy TIER 2

Phase	Year	Funding	Program
Construction	2019	2,098,060	Other Fed Aid
Construction	2019	675,395	NON-PAR (other)
Construction	2020	1,051,650	Other Fed Aid
Total		\$3,825,105	
			Previous Funding
			Current TYP Funding
			Future Funding Required
			Total Project Cost
			\$293,590
			\$3,825,105
			\$0
			\$4,118,695

Comments None

2019 - 2028 Ten Year Plan

3/20/2018

CONWAY (40638)

Route/Road NH16, NH 113 AND NH 153

Category INDIVIDUAL PROJECTS

Scope INTERSECTION IMPROVEMENTS TO NH 16
 INCLUDING INTERSECTIONS OF NH 16/NH 153 AND
 NH 16/NH 113

Strategy TIER 2

Phase	Year	Funding	Program
Preliminary Engineering	2019	401,500	None-Highway
Right of Way	2019	200,750	None-Highway
Construction	2019	2,597,750	None-Highway
Total		\$3,200,000	
			Previous Funding
			\$0
			Current TYP Funding
			\$3,200,000
			Future Funding Required
			\$0
			Total Project Cost
			\$3,200,000

Comments None

CONWAY (41402)

Route/Road WASHINGTON STREET OVER SWIFT RIVER

Category BRIDGES

Scope BRIDGE REHABILITATION-WASHINGTON STREET
 OVER SWIFT RIVER
 BR. #164/063

Strategy TIER 5

Phase	Year	Funding	Program
Preliminary Engineering	2023	141,771	SAB *
Construction	2023	1,786,318	SAB *
Total		\$1,928,090	
			Previous Funding
			\$0
			Current TYP Funding
			\$1,928,090
			Future Funding Required
			\$0
			Total Project Cost
			\$1,928,090

Comments None

2019 - 2028 Ten Year Plan

3/20/2018

CONWAY (41755)

Route/Road NA

Category MANDATED FEDERAL

Scope CON NON-MOTORIZED 2.8MILE TRANSPORTATION
 PATHWAY LOCATED IN A HEAVILY TRAFFICKED
 SECTION ON CONWAY.

Strategy TIER 6

Phase	Year	Funding	Program	
Preliminary Engineering	2019	148,020	CMAQ *	
Preliminary Engineering	2020	101,196	CMAQ *	
Right of Way	2020	1,333	CMAQ *	
Construction	2020	1,283,926	CMAQ *	
Total		\$1,534,475		
			Previous Funding	\$0
			Current TYP Funding	\$1,534,475
			Future Funding Required	\$0
			Total Project Cost	\$1,534,475

Comments None

DANBURY (16303)

Route/Road US 4

Category BRIDGES

Scope REHABILITATE BRIDGE CARRYING US 4 OVER
 NHRR - 156/104

Strategy TIER 2

Phase	Year	Funding	Program	
Construction	2019	2,544,994	Bridg-T1-2-Rehab-Rcn	
Total		\$2,544,994		
			Previous Funding	\$242,000
			Current TYP Funding	\$2,544,994
			Future Funding Required	\$0
			Total Project Cost	\$2,786,994

Comments None

2019 - 2028 Ten Year Plan

3/20/2018

DANBURY (40395)

Route/Road US 4

Category BRIDGES

Scope US 4 OVER SMITH RIVER BRIDGE REHABILITATION
 OR REPLACEMENT

Strategy TIER 2

Phase	Year	Funding	Program	
Preliminary Engineering	2019	225,610	Bridg-T1-2-Rehab-Rcn	
Right of Way	2020	57,841	Bridg-T1-2-Rehab-Rcn	
Construction	2022	2,433,130	Bridg-T1-2-Rehab-Rcn	
Construction	2023	1,247,587	Bridg-T1-2-Rehab-Rcn	
Total		\$3,964,168		
			Previous Funding	\$113,520
			Current TYP Funding	\$3,964,168
			Future Funding Required	\$0
			Total Project Cost	\$4,077,688

Comments None

DEERFIELD (24477)

Route/Road NH 107

Category RED LIST BRIDGES

Scope NH 107 OVER FREESE'S POND - REPLACE BRIDGE
 NUMBER 137/116.

Strategy TIER 3

Phase	Year	Funding	Program	
Construction	2022	1,134,170	Bridg-T3-4-Rehab-Rcn	
Total		\$1,134,170		
			Previous Funding	\$13,937
			Current TYP Funding	\$1,134,170
			Future Funding Required	\$0
			Total Project Cost	\$1,148,108

Comments None

2019 - 2028 Ten Year Plan

3/20/2018

DERRY - LONDONDERRY (13065)

Route/Road I-93

Category I-93 EXPANSION

Scope I-93 EXIT 4A - PRELIM., FINAL DESIGN, ROW & CONSTRUCTION OF NEW INTERCHANGE AND CONNECTING ROADWAY

Strategy TIER 1

Phase	Year	Funding	Program
Preliminary Engineering	2019	48,144	Other Fed Aid
Right of Way	2019	2,508,020	Other Fed Aid
Right of Way	2020	8,800,000	Other Fed Aid
Right of Way	2021	541,223	Other Fed Aid
Right of Way	2022	910,646	Other Fed Aid
Construction	2019	7,943,835	Other Fed Aid
Construction	2019	2,407,223	NON-PAR (other)
Construction	2021	10,458,777	Other Fed Aid
Construction	2022	15,589,354	Other Fed Aid
Total		\$49,207,222	
		Previous Funding	\$7,481,628
		Current TYP Funding	\$49,207,222
		Future Funding Required	\$0
		Total Project Cost	\$56,688,850

Comments None

DERRY (16118)

Route/Road DREW ROAD

Category BRIDGES

Scope BRIDGE REPLACEMENT-DREW RD OVER DREW BROOK-BR. #167/101-CULVERT REPLACED WITH BRIDGE

Strategy TIER 5

Phase	Year	Funding	Program
Construction	2019	235,141	SAB *
Total		\$235,141	
		Previous Funding	\$77,700
		Current TYP Funding	\$235,141
		Future Funding Required	\$0
		Total Project Cost	\$312,841

Comments None

2019 - 2028 Ten Year Plan

3/20/2018

DERRY (41400)

Route/Road NORTH SHORE ROAD

Category BRIDGES

Scope BRIDGE REPLACEMENT-NORTH SHORE RD OVER
 TRIBUTARY I TO BEAVER LAKE OUTLET-BR.
 #099/129

Strategy TIER 5

Phase	Year	Funding	Program
Preliminary Engineering	2019	77,425	SAB *
Right of Way	2019	1,026	SAB *
Construction	2019	265,605	SAB *
Total		\$344,055	
			Previous Funding
			\$0
			Current TYP Funding
			\$344,055
			Future Funding Required
			\$0
			Total Project Cost
			\$344,055

Comments None

DISTRICT 1 (16161G)

Route/Road VARIOUS

Category PRESERVATION & MAINTENANCE

Scope ROADWAY RESURFACING, VARIOUS LOCATIONS IN
 DISTRICT 1 FOR CY 2018/FY 2019.

Strategy ALL TIERS

Phase	Year	Funding	Program
Construction	2019	2,312,515	Pave-T2-Resurf
Construction	2019	1,501,008	Pave-T3-4-Resurf
Total		\$3,813,522	
			Previous Funding
			\$1,290,025
			Current TYP Funding
			\$3,813,522
			Future Funding Required
			\$0
			Total Project Cost
			\$5,103,547

Comments None

2019 - 2028 Ten Year Plan

3/20/2018

DISTRICT 2 (16162G)

Route/Road VARIOUS

Category PRESERVATION & MAINTENANCE

Scope ROADWAY RESURFACING, VARIOUS LOCATIONS IN DISTRICT 2 FOR CY 2018/FY 2019.

Strategy ALL TIERS

Phase	Year	Funding	Program		
Construction	2019	2,087,549	Pave-T3-4-Resurf		
Construction	2019	600,667	Pave-T2-Resurf		
Total				\$2,688,216	
				Previous Funding	\$870,025
				Current TYP Funding	\$2,688,216
				Future Funding Required	\$0
				Total Project Cost	\$3,558,241

Comments None

DISTRICT 3 (16163G)

Route/Road VARIOUS

Category PRESERVATION & MAINTENANCE

Scope ROADWAY RESURFACING, VARIOUS LOCATIONS IN DISTRICT 3 FOR CY 2018/FY 2019.

Strategy ALL TIERS

Phase	Year	Funding	Program		
Construction	2019	1,673,648	Pave-T3-4-Resurf		
Construction	2019	78,827	Pave-T2-Resurf		
Total				\$1,752,475	
				Previous Funding	\$650,025
				Current TYP Funding	\$1,752,475
				Future Funding Required	\$0
				Total Project Cost	\$2,402,500

Comments None

DISTRICT 3 (40933)

Route/Road VARIOUS

Category PRESERVATION & MAINTENANCE

Scope ROADWAY RESURFACING, VARIOUS LOCATIONS IN DISTRICT 3 FOR CY 2018/FY 2019.

Strategy ALL TIERS

Phase	Year	Funding	Program		
Construction	2019	1,703,819	Pave-T3-4-Resurf		
Total				\$1,703,819	
				Previous Funding	\$0
				Current TYP Funding	\$1,703,819
				Future Funding Required	\$0
				Total Project Cost	\$1,703,819

Comments None

2019 - 2028 Ten Year Plan

3/20/2018

DISTRICT 4 (16164G)

Route/Road VARIOUS

Category PRESERVATION & MAINTENANCE

Scope ROADWAY RESURFACING, VARIOUS LOCATIONS IN DISTRICT 4 FOR CY 2018/FY 2019.

Strategy ALL TIERS

Phase	Year	Funding	Program		
Construction	2019	4,678,155	Pave-T3-4-Resurf		
		Total	\$4,678,155	Previous Funding	\$360,025
				Current TYP Funding	\$4,678,155
				Future Funding Required	\$0
				Total Project Cost	\$5,038,180

Comments None

DISTRICT 4 (40934)

Route/Road VARIOUS

Category PRESERVATION & MAINTENANCE

Scope ROADWAY RESURFACING, VARIOUS LOCATIONS IN DISTRICT 4 FOR CY 2018/FY 2019.

Strategy ALL TIERS

Phase	Year	Funding	Program		
Construction	2019	1,643,851	Pave-T3-4-Resurf		
		Total	\$1,643,851	Previous Funding	\$0
				Current TYP Funding	\$1,643,851
				Future Funding Required	\$0
				Total Project Cost	\$1,643,851

Comments None

DISTRICT 5 (16165G)

Route/Road VARIOUS

Category PRESERVATION & MAINTENANCE

Scope ROADWAY RESURFACING, VARIOUS LOCATIONS IN DISTRICT 5 FOR CY 2018/FY 2019.

Strategy ALL TIERS

Phase	Year	Funding	Program		
Construction	2019	2,814,754	Pave-T3-4-Resurf		
Construction	2019	125,774	Pave-T2-Resurf		
		Total	\$2,940,529	Previous Funding	\$1,330,025
				Current TYP Funding	\$2,940,529
				Future Funding Required	\$0
				Total Project Cost	\$4,270,554

Comments None

2019 - 2028 Ten Year Plan

3/20/2018

DISTRICT 6 (16166G)

Route/Road VARIOUS

Category PRESERVATION & MAINTENANCE

Scope ROADWAY RESURFACING, VARIOUS LOCATIONS IN DISTRICT 6 FOR CY 2018/FY 2019.

Strategy ALL TIERS

Phase	Year	Funding	Program		
Construction	2019	2,454,283	Pave-T3-4-Resurf		
Construction	2019	95,221	Pave-T2-Resurf		
Total		\$2,549,504		Previous Funding	\$1,130,025
				Current TYP Funding	\$2,549,504
				Future Funding Required	\$0
				Total Project Cost	\$3,679,529

Comments None

DOVER - ROCHESTER (29440)

Route/Road SPAULDING TURNPIKE

Category INDIVIDUAL PROJECTS

Scope CONSTRUCT ALL ELECTRONIC TOLLING AT DOVER AND ROCHESTER TOLLS PLAZAS.

Strategy TIER 1

Phase	Year	Funding	Program		
Construction	2021	11,000,000	TPK *		
Total		\$11,000,000		Previous Funding	\$920,000
				Current TYP Funding	\$11,000,000
				Future Funding Required	\$0
				Total Project Cost	\$11,920,000

Comments None

2019 - 2028 Ten Year Plan

3/20/2018

DOVER - SOMERSWORTH - ROCHESTER (29604)

Route/Road NH 108

Category INDIVIDUAL PROJECTS

Scope NH RTE 108 - COMPLETE STREETS CONSISTENT WITH IMPROVEMENTS UNDER U-3 ALTERNATIVE

Strategy TIER 2

Phase	Year	Funding	Program	
Preliminary Engineering	2019	451,220	None-Highway	
Right of Way	2020	1,330,338	None-Highway	
Construction	2023	5,852,526	None-Highway	
Construction	2024	3,001,125	None-Highway	
Total		\$10,635,209		
			Previous Funding	\$722,040
			Current TYP Funding	\$10,635,209
			Future Funding Required	\$0
			Total Project Cost	\$11,357,249

Comments None

DOVER - SOMERSWORTH - ROCHESTER (40599)

Route/Road NH 16 (SPAULDING TURNPIKE)

Category INDIVIDUAL PROJECTS

Scope UPDATE OF FEASIBILITY STUDY FOR CONSTRUCTION OF EXIT 10 & EASTERLY CONNECTION ALONG NH 16.

Strategy TIER 1

Phase	Year	Funding	Program	
Preliminary Engineering	2022	2,000,000	TPK *	
Total		\$2,000,000		
			Previous Funding	\$0
			Current TYP Funding	\$2,000,000
			Future Funding Required	\$0
			Total Project Cost	\$2,000,000

Comments None

2019 - 2028 Ten Year Plan

3/20/2018

DOVER, NH - SOUTH BERWICK, MAINE (41433)

Route/Road GULF ROAD

Category RED LIST BRIDGES

Scope ADDRESS RED LIST BRIDGE CARRYING GULF ROAD OVER SALMON FALLS RIVER BETWEEN DOVER AND SOUTH BERWICK

Strategy TIER 4

Phase	Year	Funding	Program
Preliminary Engineering	2024	127,940	NON-PAR (Maine)
Preliminary Engineering	2024	127,940	Bridg-T3-4-Rehab-Rcn
Preliminary Engineering	2026	67,274	NON-PAR (Maine)
Preliminary Engineering	2026	67,274	Bridg-T3-4-Rehab-Rcn
Preliminary Engineering	2027	137,979	NON-PAR (Maine)
Preliminary Engineering	2027	137,979	Bridg-T3-4-Rehab-Rcn
Construction	2028	1,768,721	NON-PAR (Maine)
Construction	2028	1,768,721	Bridg-T3-4-Rehab-Rcn
Total		\$4,203,829	
			Previous Funding
			\$0
			Current TYP Funding
			\$4,203,829
			Future Funding Required
			\$0
			Total Project Cost
			\$4,203,829

Comments None

DOVER (41373)

Route/Road RTE 155, RTE 108, BELLAMY RD. DALEY DR. DURHAM RD

Category MANDATED FEDERAL

Scope IMP. EXIST. PATH FROM KNOX MARSH RD. TO BELLAMY RD. CONSTRUCT NEW MULTI-USE PATH FROM BELLAM

Strategy TIER 6

Phase	Year	Funding	Program
Right of Way	2019	41,020	TA *
Construction	2020	297,091	TA *
Total		\$338,111	
			Previous Funding
			\$120,620
			Current TYP Funding
			\$338,111
			Future Funding Required
			\$0
			Total Project Cost
			\$458,731

Comments None

2019 - 2028 Ten Year Plan

3/20/2018

DOVER (41746)

Route/Road RTE 108

Category MANDATED FEDERAL

Scope TRAFFIC SIGNAL IMPROVEMENTS AND
 INSTALLATION OF A CAMERA SYSTEM TO
 MONITOR TRAFFIC FLOW.

Strategy TIER 2

Phase	Year	Funding	Program		
Preliminary Engineering	2019	20,000	CMAQ *		
Construction	2020	133,315	CMAQ *		
Total		\$153,315		Previous Funding	\$0
				Current TYP Funding	\$153,315
				Future Funding Required	\$0
				Total Project Cost	\$153,315

Comments None

DUMMER - CAMBRIDGE - ERROL (16304B)

Route/Road NH 16

Category INDIVIDUAL PROJECTS

Scope WIDENING AND REHABILITATION WHERE NEEDED
 FROM NH 110A IN DUMMER TO 0.2 MILES SOUTH
 OF NH 26.

Strategy TIER 2

Phase	Year	Funding	Program		
Construction	2020	3,300,000	None-Highway		
Total		\$3,300,000		Previous Funding	\$330,000
				Current TYP Funding	\$3,300,000
				Future Funding Required	\$0
				Total Project Cost	\$3,630,000

Comments None

DURHAM (UNH) (41369)

Route/Road MAIN STREET

Category MANDATED FEDERAL

Scope CONSTRUCT SIDEWALKS, CROSSWALKS,
 LIGHTING, AND LANDSCAPING ALONG MAIN
 STREET IN DURHAM ON UNH CAMPUS

Strategy TIER 5

Phase	Year	Funding	Program		
Construction	2019	408,761	TA *		
Total		\$408,761		Previous Funding	\$62,932
				Current TYP Funding	\$408,761
				Future Funding Required	\$0
				Total Project Cost	\$471,693

Comments None

2019 - 2028 Ten Year Plan

3/20/2018

DURHAM (16236)

Route/Road US 4

Category BRIDGES

Scope BRIDGE REPLACEMENT, FOR BRIDGE CARRYING
 US 4 OVER BUNKER CREEK (BR NO 145/116)

Strategy TIER 2

Phase	Year	Funding	Program		
Construction	2019	4,512,200	Bridg-T1-2-Rehab-Rcn		
Total		\$4,512,200		Previous Funding	\$1,331,000
				Current TYP Funding	\$4,512,200
				Future Funding Required	\$0
				Total Project Cost	\$5,843,200

Comments None

DURHAM (16254)

Route/Road US 4 / NH 108

Category INDIVIDUAL PROJECTS

Scope SIGNALIZE INTERSECTION OF US 4 WESTBOUND
 OFF RAMP WITH NH 108

Strategy TIER 2

Phase	Year	Funding	Program		
Preliminary Engineering	2019	28,201	Other Fed Aid		
Right of Way	2019	28,201	Other Fed Aid		
Construction	2020	578,408	Other Fed Aid		
Total		\$634,810		Previous Funding	\$255,000
				Current TYP Funding	\$634,810
				Future Funding Required	\$0
				Total Project Cost	\$889,810

Comments None

DURHAM (41432)

Route/Road BENNETT ROAD

Category RED LIST BRIDGES

Scope ADDRESS THE RED LIST BRIDGE CARRYING
 BENNETT ROAD OVER PAR IN THE TOWN OF
 DURHAM (093/080)

Strategy TIER 4

Phase	Year	Funding	Program	
Preliminary Engineering	2024	127,940	Bridg-T3-4-Rehab-Rcn	
Preliminary Engineering	2026	134,548	Bridg-T3-4-Rehab-Rcn	
Preliminary Engineering	2027	137,979	Bridg-T3-4-Rehab-Rcn	
Preliminary Engineering	2028	141,498	Bridg-T3-4-Rehab-Rcn	
Right of Way	2028	70,749	Bridg-T3-4-Rehab-Rcn	
Construction	2028	1,061,233	Bridg-T3-4-Rehab-Rcn	
Total		\$1,673,947		
			Previous Funding	\$0
			Current TYP Funding	\$1,673,947
			Future Funding Required	\$0
			Total Project Cost	\$1,673,947

Comments None

DURHAM (41753)

Route/Road UNH

Category MANDATED FEDERAL

Scope TRANSIT FACILITY IMPROVEMENT AT THE
 UNH-DURHAM RAIL STATION TO INCREASE
 PASSENGER RIDERSHIP.

Strategy ALL TIERS

Phase	Year	Funding	Program	
Preliminary Engineering	2019	60,000	CMAQ *	
Preliminary Engineering	2020	41,020	CMAQ *	
Right of Way	2020	46,148	CMAQ *	
Construction	2020	850,140	CMAQ *	
Total		\$997,307		
			Previous Funding	\$0
			Current TYP Funding	\$997,307
			Future Funding Required	\$0
			Total Project Cost	\$997,307

Comments None

2019 - 2028 Ten Year Plan

3/20/2018

EATON (41404)

Route/Road POTTER ROAD OVER SNOW BROOK

Category BRIDGES

Scope BRIDGE REPLACEMENT-POTTER ROAD OVER
 SNOW BROOK-BR. #058/130

Strategy TIER 5

Phase	Year	Funding	Program	
Preliminary Engineering	2023	90,734	SAB *	
Right of Way	2023	5,671	SAB *	
Construction	2023	391,289	SAB *	
Total		\$487,693		
			Previous Funding	\$0
			Current TYP Funding	\$487,693
			Future Funding Required	\$0
			Total Project Cost	\$487,693

Comments None

ENFIELD (13592)

Route/Road SHAKER BOULEVARD

Category BRIDGES

Scope SHAKER BLVD OVER KNOX RIVER

Strategy TIER 5

Phase	Year	Funding	Program	
Preliminary Engineering	2026	61,158	SAB *	
Right of Way	2026	18,347	SAB *	
Construction	2026	287,444	SAB *	
Total		\$366,950		
			Previous Funding	\$0
			Current TYP Funding	\$366,950
			Future Funding Required	\$0
			Total Project Cost	\$366,950

Comments None

2019 - 2028 Ten Year Plan

3/20/2018

ENFIELD (40526)

Route/Road US 4

Category INDIVIDUAL PROJECTS

Scope ADD SHOULDERS, IMPROVE ALIGNMENT, AND REMOVE CLEAR ZONE OBSTRUCTIONS

Strategy TIER 2

Phase	Year	Funding	Program
Preliminary Engineering	2020	289,204	None-Highway
Preliminary Engineering	2022	304,141	None-Highway
Right of Way	2022	182,485	None-Highway
Right of Way	2023	93,569	None-Highway
Construction	2024	6,121,383	None-Highway
Total		\$6,990,782	
			Previous Funding
			\$302,500
			Current TYP Funding
			\$6,990,782
			Future Funding Required
			\$0
			Total Project Cost
			\$7,293,282

Comments None

EPPING (29608)

Route/Road NH 125

Category INDIVIDUAL PROJECTS

Scope NH RTE 125 IMPROVEMENTS FROM NH 101 TO NH 87 - 2.6 MILES

Strategy TIER 2

Phase	Year	Funding	Program
Preliminary Engineering	2019	676,830	None-Highway
Preliminary Engineering	2020	124,936	None-Highway
Right of Way	2019	451,220	None-Highway
Right of Way	2021	264,546	None-Highway
Construction	2022	9,380,290	None-Highway
Total		\$10,897,822	
			Previous Funding
			\$632,500
			Current TYP Funding
			\$10,897,822
			Future Funding Required
			\$0
			Total Project Cost
			\$11,530,322

Comments Improvements include signal coordination

2019 - 2028 Ten Year Plan

EXETER (40623)

Route/Road NH 111A

Category RED LIST BRIDGES

Scope BRIDGE REPLACEMENT TO ADDRESS RED LIST
 BRIDGE CARRYING NH 111A OVER LITTLE RIVER
 (BR NO 075/078)

Strategy TIER 3

Phase	Year	Funding	Program	
Preliminary Engineering	2022	296,579	Bridg-T3-4-Rehab-Rcn	
Preliminary Engineering	2024	380,481	Bridg-T3-4-Rehab-Rcn	
Right of Way	2024	243,313	Bridg-T3-4-Rehab-Rcn	
Construction	2026	2,624,051	Bridg-T3-4-Rehab-Rcn	
Total		\$3,544,424		
			Previous Funding	\$0
			Current TYP Funding	\$3,544,424
			Future Funding Required	\$0
			Total Project Cost	\$3,544,424

Comments None

EXETER (41372)

Route/Road NH 27, NH 111A, WINTER ST, SPRING ST

Category MANDATED FEDERAL

Scope CONSTRUCT SIDEWALKS ON EPPING ROAD,
 BRENTWOOD ROAD, WINTER STREET, AND
 SPRING STREET

Strategy TIER 5

Phase	Year	Funding	Program	
Right of Way	2019	10,255	08-Funds	
Construction	2020	474,718	TA *	
Total		\$484,973		
			Previous Funding	\$92,093
			Current TYP Funding	\$484,973
			Future Funding Required	\$0
			Total Project Cost	\$577,067

Comments None

2019 - 2028 Ten Year Plan

3/20/2018

FRANCESTOWN (15765)

Route/Road SOUTH NEW BOSTON ROAD

Category BRIDGES

Scope BRIDGE REPLACEMENT-SO. NEW BOSTON RD
 OVER SO. BR. PISCATAQUOG RIVER; BR. #149/058

Strategy TIER 5

Phase	Year	Funding	Program
Preliminary Engineering	2020	147,231	SAB *
Right of Way	2020	5,258	SAB *
Construction	2020	899,161	SAB *
Total		\$1,051,650	
			Previous Funding
			Current TYP Funding
			Future Funding Required
			Total Project Cost
			\$0
			\$1,051,650
			\$0
			\$1,051,650

Comments None

FRANCONIA - LITTLETON (40514)

Route/Road I-93

Category INTERSTATE MAINTENANCE

Scope PAVEMENT JOINT SOUTH OF EXIT 35 TO
 PAVEMENT JOINT NORTH OF EXIT 42 INCLUDES
 EXITS 35 THRU 42

Strategy TIER 1

Phase	Year	Funding	Program
Preliminary Engineering	2022	121,657	4R
Preliminary Engineering	2023	124,759	4R
Preliminary Engineering	2024	127,940	4R
Right of Way	2022	60,828	4R
Right of Way	2023	62,379	4R
Construction	2025	15,870,257	4R
Construction	2026	10,704,823	4R
Total		\$27,072,643	
			Previous Funding
			Current TYP Funding
			Future Funding Required
			Total Project Cost
			\$0
			\$27,072,643
			\$0
			\$27,072,643

Comments None

2019 - 2028 Ten Year Plan

3/20/2018

FRANCONIA (24497)

Route/Road NH 18

Category RED LIST BRIDGES

Scope NH 18, SUPERSTRUCTURE REPLACEMENT FOR BRIDGE CARRYING NH 18 OVER LAFAYETTE BROOK (BR NO 089/099)

Strategy TIER 3

Phase	Year	Funding	Program		
Construction	2023	3,118,969	Bridg-T3-4-Rehab-Rcn		
Total		\$3,118,969		Previous Funding	\$495,000
				Current TYP Funding	\$3,118,969
				Future Funding Required	\$0
				Total Project Cost	\$3,613,969

Comments None

GILFORD (40574)

Route/Road LACONIA MUNICIPAL AIRPORT

Category AIRPORT

Scope PRESERVATION, MODERNIZATION, AND/OR EXPANSION OF AIRPORT FACILITIES; PLANNING STUDIES.

Strategy ALL TIERS

Phase	Year	Funding	Program		
Other	2019	626,694	Airport Improvement		
Other	2020	934,800	Airport Improvement		
Other	2021	215,693	Airport Improvement		
Other	2022	1,212,598	Airport Improvement		
Other	2023	4,251,218	Airport Improvement		
Other	2024	1,615,405	Airport Improvement		
Other	2025	1,073,476	Airport Improvement		
Other	2026	679,536	Airport Improvement		
Other	2027	627,178	Airport Improvement		
Total		\$11,236,599		Previous Funding	\$0
				Current TYP Funding	\$11,236,599
				Future Funding Required	\$0
				Total Project Cost	\$11,236,599

Comments None

GILFORD (41502)

Route/Road US 3 AND NH 11

Category RED LIST BRIDGES

Scope ADDRESS RED LIST BRIDGE CARRYING US 3 AND NH 11 OVER US 3 AND NH 11 IN THE TOWN OF GILFORD(114/066)

Strategy TIER 2

Phase	Year	Funding	Program		
Preliminary Engineering	2023	249,518	Bridg-T1-2-Rehab-Rcn		
Preliminary Engineering	2024	127,940	Bridg-T1-2-Rehab-Rcn		
Construction	2025	1,968,039	Bridg-T1-2-Rehab-Rcn		
Total		\$2,345,496		Previous Funding	\$0
				Current TYP Funding	\$2,345,496
				Future Funding Required	\$0
				Total Project Cost	\$2,345,496

Comments None

GILMANTON (16232)

Route/Road STAGE ROAD

Category BRIDGES

Scope BRIDGE REPLACEMENT - STAGE RD OVER BROOK BR #106/041

Strategy TIER 5

Phase	Year	Funding	Program		
Preliminary Engineering	2019	147,403	SAB *		
Right of Way	2019	1,026	SAB *		
Construction	2019	866,409	SAB *		
Total		\$1,014,838		Previous Funding	\$0
				Current TYP Funding	\$1,014,838
				Future Funding Required	\$0
				Total Project Cost	\$1,014,838

Comments None

GILMANTON (16234)

Route/Road CRYSTAL LAKE ROAD

Category BRIDGES

Scope BRIDGE REPLACEMENT-CRYSTAL LAKE RD OVER
 NELSON BROOK-BR. #174/094

Strategy TIER 5

Phase	Year	Funding	Program	
Preliminary Engineering	2020	126,198	SAB *	
Right of Way	2020	10,517	SAB *	
Construction	2020	652,023	SAB *	
Total		\$788,738		
			Previous Funding	\$0
			Current TYP Funding	\$788,738
			Future Funding Required	\$0
			Total Project Cost	\$788,738

Comments None

HAMPSTEAD (41717)

Route/Road NH121/DERRY RD/DEPOT RD

Category INDIVIDUAL PROJECTS

Scope IMPROVE THE INTERSECTION OF NH121/DERRY
 RD/DEPOT RD

Strategy TIER 3

Phase	Year	Funding	Program	
Preliminary Engineering	2028	240,000	None-Other	
Right of Way	2028	120,000	None-Other	
Construction	2028	2,040,000	None-Other	
Total		\$2,400,000		
			Previous Funding	\$0
			Current TYP Funding	\$2,400,000
			Future Funding Required	\$0
			Total Project Cost	\$2,400,000

Comments None

2019 - 2028 Ten Year Plan

3/20/2018

HAMPTON - PORTSMOUTH (26485)

Route/Road HAMPTON BRANCH RAIL CORRIDOR

Category INDIVIDUAL PROJECTS

Scope PURCHASE RAIL CORRIDOR FROM HAMPTON TO PORTSMOUTH APPROXIMATELY 9.7 MILES AND IMPROVE TRAIL SURFACE.

Strategy TIER 6

Phase	Year	Funding	Program
Construction	2019	990,000	CMAQ *
Total		\$990,000	
			Previous Funding
			\$4,400,000
			Current TYP Funding
			\$990,000
			Future Funding Required
			\$0
			Total Project Cost
			\$5,390,000

Comments None

HAMPTON (40797)

Route/Road OCEAN BOULEVARD

Category INDIVIDUAL PROJECTS

Scope IMPROVEMENTS TO OCEAN BOULEVARD.

Strategy TIER 2

Phase	Year	Funding	Program
Preliminary Engineering	2019	216,903	Other Fed Aid
Preliminary Engineering	2020	222,434	Other Fed Aid
Preliminary Engineering	2021	228,106	Other Fed Aid
Preliminary Engineering	2022	233,923	Other Fed Aid
Right of Way	2023	319,850	Other Fed Aid
Construction	2024	6,560,128	Other Fed Aid
Total		\$7,781,344	
			Previous Funding
			\$275,000
			Current TYP Funding
			\$7,781,344
			Future Funding Required
			\$0
			Total Project Cost
			\$8,056,344

Comments This project was combined with Hampton 29609 - adding \$275,000 to PE in FY18

2019 - 2028 Ten Year Plan

3/20/2018

HAMPTON-NORTH HAMPTON-DOVER (41098)

Route/Road I-95 AND SPAULDING TURNPIKE

Category INTERSTATE MAINTENANCE

Scope EASTERN TPK RESURFACING: I-95 MM 4.4 TO 5.4
 NB/SB; SPAULDING TPK MM 9.2 TO 12.7

Strategy TIER 1

Phase	Year	Funding	Program		
Construction	2019	3,589,250	TRR *		
Total		\$3,589,250		Previous Funding	\$10,000
				Current TYP Funding	\$3,589,250
				Future Funding Required	\$0
				Total Project Cost	\$3,599,250

Comments None

HARRISVILLE (16114)

Route/Road SOUTH ROAD

Category BRIDGES

Scope BRIDGE REPLACEMENT-SOUTH RD OVER
 MINNEWAWA BROOK-BR. #061/060

Strategy TIER 5

Phase	Year	Funding	Program		
Construction	2019	691,272	SAB *		
Total		\$691,272		Previous Funding	\$113,517
				Current TYP Funding	\$691,272
				Future Funding Required	\$0
				Total Project Cost	\$804,789

Comments None

HAVERHILL (41409)

Route/Road DEAN MEMORIAL AIRPORT

Category AIRPORT

Scope PRESERVATION, MODERNIZATION, AND/OR EXPANSION OF AIRPORT FACILITIES; PLANNING STUDIES.

Strategy ALL TIERS

Phase	Year	Funding	Program
Other	2019	56,973	Airport Improvement
Other	2020	58,425	Airport Improvement
Other	2021	179,745	Airport Improvement
Other	2022	176,955	Airport Improvement
Other	2023	108,377	Airport Improvement
Other	2024	129,232	Airport Improvement
Other	2025	530,110	Airport Improvement
Other	2026	430,554	Airport Improvement
Other	2027	225,784	Airport Improvement
Other	2028	2,829,954	Airport Improvement
Total		\$4,726,109	
			Previous Funding
			Current TYP Funding
			Future Funding Required
			Total Project Cost
			\$0
			\$4,726,109
			\$0
			\$4,726,109

Comments None

HENNIKER - HOPKINTON (40633)

Route/Road US 202, NH 9, NH 127

Category INDIVIDUAL PROJECTS

Scope INTERSECTION IMPROVEMENTS

Strategy TIER 2

Phase	Year	Funding	Program
Preliminary Engineering	2022	91,291	None-Highway
Right of Way	2024	47,658	None-Highway
Construction	2025	837,234	None-Highway
Total		\$976,183	
			Previous Funding
			Current TYP Funding
			Future Funding Required
			Total Project Cost
			\$0
			\$976,183
			\$0
			\$976,183

Comments None

2019 - 2028 Ten Year Plan

3/20/2018

HILLSBOROUGH (41368)

Route/Road WEST MAIN STREET / NH RTE 149

Category MANDATED FEDERAL

Scope CONSTRUCT APPROXIMATLY 4,600 FEET OF
 SIDEWALK ALONG NH ROUTE 149

Strategy TIER 3

Phase	Year	Funding	Program		
Right of Way	2019	5,128	TA *		
Construction	2021	624,048	TA *		
Total		\$629,175		Previous Funding	\$86,727
				Current TYP Funding	\$629,175
				Future Funding Required	\$0
				Total Project Cost	\$715,902

Comments None

HINSDALE, NH - BRATTLEBORO, VT (12210C)

Route/Road NH 119

Category BRIDGES

Scope RECONSTRUCTION OF THE BRIDGES OVER THE
 CONNECTICUT RIVER

Strategy TIER 2

Phase	Year	Funding	Program		
Construction	2019	9,024,400	Bridg-HIB-Rehab-Rcn		
Construction	2020	13,099,776	Bridg-HIB-Rehab-Rcn		
Construction	2020	8,118,740	NON-PAR (Vermont)		
Construction	2021	15,567,999	Bridg-HIB-Rehab-Rcn		
Total		\$45,810,916		Previous Funding	\$1,472,055
				Current TYP Funding	\$45,810,916
				Future Funding Required	\$0
				Total Project Cost	\$47,282,971

Comments Funded with future GARVEE bonds

2019 - 2028 Ten Year Plan

3/20/2018

HINSDALE (41365)

Route/Road BRATTLEBORO ROAD

Category MANDATED FEDERAL

Scope CONSTRUCT SIDEWALKS ALONG BRATTLEBORO ROAD.

Strategy TIER 3

Phase	Year	Funding	Program		
Right of Way	2019	5,128	TA *		
Construction	2019	488,542	TA *		
Total		\$493,670		Previous Funding	\$72,172
				Current TYP Funding	\$493,670
				Future Funding Required	\$0
				Total Project Cost	\$565,841

Comments None

HOOKSETT (29611)

Route/Road US 3 / NH 28

Category INDIVIDUAL PROJECTS

Scope RECONSTRUCTION AND WIDENING FROM NH 27 / WHITEHALL RD / MARTIN'S FERRY RD TO W ALICE AVE / ALICE AVE

Strategy TIER 2

Phase	Year	Funding	Program		
Preliminary Engineering	2020	780,850	None-Highway		
Preliminary Engineering	2021	59,316	None-Highway		
Right of Way	2019	56,403	None-Highway		
Right of Way	2020	289,204	None-Highway		
Right of Way	2021	207,605	None-Highway		
Right of Way	2022	2,433,130	None-Highway		
Construction	2024	5,815,665	None-Highway		
Construction	2025	5,963,574	None-Highway		
Total		\$15,605,747		Previous Funding	\$550,000
				Current TYP Funding	\$15,605,747
				Future Funding Required	\$0
				Total Project Cost	\$16,155,747

Comments None

2019 - 2028 Ten Year Plan

3/20/2018

HUDSON (41754)

Route/Road NH 3A

Category MANDATED FEDERAL

Scope CONSTRUCTING A THIRD SOUTHBOUND RIGHT
 TURN LANE ON LOWELL RD/NH 3A

Strategy TIER 2

Phase	Year	Funding	Program
Preliminary Engineering	2019	90,000	CMAQ *
Preliminary Engineering	2020	61,530	CMAQ *
Construction	2021	1,068,477	CMAQ *
Construction	2022	360,208	CMAQ *
Total		\$1,580,215	
			Previous Funding
			\$0
			Current TYP Funding
			\$1,580,215
			Future Funding Required
			\$0
			Total Project Cost
			\$1,580,215

Comments None

JACKSON (27709)

Route/Road NH ROUTE 16

Category RED LIST BRIDGES

Scope BRIDGE REPLACE/REHAB, FOR RED LIST BRIDGE
 CARRYING NH 16 OVER ELLIS RIVER (BR NO
 144/056)

Strategy TIER 2

Phase	Year	Funding	Program
Preliminary Engineering	2019	112,805	Bridg-T3-4-Rehab-Rcn
Preliminary Engineering	2020	115,682	Bridg-T3-4-Rehab-Rcn
Construction	2023	1,871,381	Bridg-T3-4-Rehab-Rcn
Total		\$2,099,868	
			Previous Funding
			\$559,020
			Current TYP Funding
			\$2,099,868
			Future Funding Required
			\$0
			Total Project Cost
			\$2,658,888

Comments None

2019 - 2028 Ten Year Plan

3/20/2018

JACKSON (40808)

Route/Road VALLEY CROSS ROAD OVER WILDCAT BROOK

Category BRIDGES

Scope BRIDGE REHABILITATION-VALLEY CROSS RD OVER
 WILDCAT BROOK-BR. #153/066

Strategy TIER 5

Phase	Year	Funding	Program
Preliminary Engineering	2019	112,805	SAB *
Right of Way	2019	5,128	SAB *
Construction	2019	497,368	SAB *
Total		\$615,300	
			Previous Funding
			Current TYP Funding
			Future Funding Required
			Total Project Cost
			\$0
			\$615,300
			\$0
			\$615,300

Comments None

JAFFREY (16307)

Route/Road US 202

Category INDIVIDUAL PROJECTS

Scope RECONFIGURE "DOG-LEG" INTERSECTION OF US
 202, NH 124, AND NH 137

Strategy TIER 2

Phase	Year	Funding	Program
Construction	2022	7,309,022	None-Highway
Total		\$7,309,022	
			Previous Funding
			Current TYP Funding
			Future Funding Required
			Total Project Cost
			\$1,946,120
			\$7,309,022
			\$0
			\$9,255,142

Comments None

JAFFREY (41401)

Route/Road NUTTING ROAD OVER CONTOOCCOOK RIVER

Category BRIDGES

Scope BRIDGE REHABILITATION-NUTTING ROAD OVER
 CONTOOCCOOK RIVER-BR. #159/094

Strategy TIER 5

Phase	Year	Funding	Program
Preliminary Engineering	2021	107,847	SAB *
Right of Way	2021	5,392	SAB *
Construction	2021	614,726	SAB *
Total		\$727,965	
			Previous Funding
			\$0
			Current TYP Funding
			\$727,965
			Future Funding Required
			\$0
			Total Project Cost
			\$727,965

Comments None

JEFFERSON - RANDOLPH (13602C)

Route/Road US 2

Category INDIVIDUAL PROJECTS

Scope IMPROVEMENTS FROM NH 115 TO
 JEFFERSON/RANDOLPH TOWNLINE.

Strategy TIER 2

Phase	Year	Funding	Program
Preliminary Engineering	2020	505,851	Other Fed Aid
Preliminary Engineering	2021	518,751	Other Fed Aid
Right of Way	2021	288,195	Other Fed Aid
Right of Way	2022	295,544	Other Fed Aid
Construction	2023	7,273,920	Other Fed Aid
Total		\$8,882,261	
			Previous Funding
			\$0
			Current TYP Funding
			\$8,882,261
			Future Funding Required
			\$0
			Total Project Cost
			\$8,882,261

Comments None

2019 - 2028 Ten Year Plan

3/20/2018

KEENE - SWANZEY (40100)

Route/Road NH 9/10/12/101

Category INDIVIDUAL PROJECTS

Scope CONSTRUCTION OF FLOODPLAIN AND WETLAND
 MITIGATION FOR THE KEENE-SWANZEY SERIES OF
 PROJECTS

Strategy ALL TIERS

Phase	Year	Funding	Program
Preliminary Engineering	2019	169,208	Other Fed Aid
Right of Way	2019	112,805	Other Fed Aid
Construction	2021	1,308,404	Other Fed Aid
Total		\$1,590,417	
			Previous Funding
			\$55,000
			Current TYP Funding
			\$1,590,417
			Future Funding Required
			\$0
			Total Project Cost
			\$1,645,417

Comments None

KEENE (10309B)

Route/Road WINCHESTER STREET

Category INDIVIDUAL PROJECTS

Scope RECONSTRUCTION FROM NH 101 ROUNDABOUT
 NORTH TO PEARL ST/ISLAND ST INCLUDING KEY
 RD INTERSECTION

Strategy TIER 5

Phase	Year	Funding	Program
Construction	2019	2,896,148	MUPCA*
Construction	2020	2,197,855	MUPCA*
Total		\$5,094,003	
			Previous Funding
			\$642,000
			Current TYP Funding
			\$5,094,003
			Future Funding Required
			\$0
			Total Project Cost
			\$5,736,003

Comments None

2019 - 2028 Ten Year Plan

3/20/2018

KEENE (15854)

Route/Road ROXBURY STREET

Category BRIDGES

Scope BRIDGE REPLACEMENT-ROXBURY ST OVER
 BEAVER BROOK-BR. #140/077

Strategy TIER 5

Phase	Year	Funding	Program
Preliminary Engineering	2019	107,678	SAB *
Right of Way	2019	10,255	SAB *
Construction	2019	523,005	SAB *
Total		\$640,938	
			Previous Funding
			\$0
			Current TYP Funding
			\$640,938
			Future Funding Required
			\$0
			Total Project Cost
			\$640,938

Comments None

KEENE (40568)

Route/Road DILLANT-HOPKINS AIRPORT

Category AIRPORT

Scope PRESERVATION, MODERNIZATION, AND/OR
 EXPANSION OF AIRPORT FACILITIES; PLANNING
 STUDIES.

Strategy ALL TIERS

Phase	Year	Funding	Program
Other	2019	3,703,194	Airport Improvement
Other	2020	491,471	Airport Improvement
Other	2021	1,460,245	Airport Improvement
Other	2022	61,934	Airport Improvement
Other	2023	695,877	Airport Improvement
Other	2024	193,849	Airport Improvement
Other	2025	198,791	Airport Improvement
Other	2026	679,537	Airport Improvement
Other	2027	1,756,099	Airport Improvement
Other	2028	929,025	Airport Improvement
Total		\$10,170,022	
			Previous Funding
			\$0
			Current TYP Funding
			\$10,170,022
			Future Funding Required
			\$0
			Total Project Cost
			\$10,170,022

Comments None

2019 - 2028 Ten Year Plan

KEENE (40653)

Route/Road GEORGE STREET OVER BEAVER BROOK

Category BRIDGES

Scope BRIDGE REPLACEMENT-GEORGE STREET OVER
 BEAVER BROOK-BR. #142/072

Strategy TIER 5

Phase	Year	Funding	Program
Preliminary Engineering	2022	127,186	SAB *
Right of Way	2022	5,530	SAB *
Construction	2022	630,402	SAB *
Total		\$763,118	
			Previous Funding
			\$0
			Current TYP Funding
			\$763,118
			Future Funding Required
			\$0
			Total Project Cost
			\$763,118

Comments None

KEENE (40666)

Route/Road NH 10 (WINCHESTER STREET)

Category INDIVIDUAL PROJECTS

Scope RECONSTRUCTION OF WINCHESTER STREET
 FROM NH 101 TO SWANZEY TOWN LINE

Strategy TIER 5

Phase	Year	Funding	Program
Preliminary Engineering	2022	343,801	None-Highway
Right of Way	2024	180,779	None-Highway
Construction	2025	3,151,617	None-Highway
Total		\$3,676,198	
			Previous Funding
			\$0
			Current TYP Funding
			\$3,676,198
			Future Funding Required
			\$0
			Total Project Cost
			\$3,676,198

Comments None

2019 - 2028 Ten Year Plan

3/20/2018

KEENE (41590)

Route/Road SWANZEY FACTORY RD/NH 101

Category INDIVIDUAL PROJECTS

Scope RECONSTRUCTION OF NH 101 FROM SWANZEY
 FACTORY RD TO MARLBOROUGH TOWNLINE

Strategy TIER 2

Phase	Year	Funding	Program
Preliminary Engineering	2027	362,330	Other Fed Aid
Right of Way	2027	181,165	Other Fed Aid
Construction	2027	3,103,905	Other Fed Aid
Total		\$3,647,401	
			Previous Funding
			\$0
			Current TYP Funding
			\$3,647,401
			Future Funding Required
			\$0
			Total Project Cost
			\$3,647,401

Comments Partially Funded

LACONIA (24181)

Route/Road CENTENARY AVENUE

Category RED LIST BRIDGES

Scope BRIDGE REMOVAL, CARRYING CENTENARY
 AVENUE OVER NH RR, BR. NO. 126/163, RED LIST

Strategy TIER 4

Phase	Year	Funding	Program
Preliminary Engineering	2023	100,000	Bridg-T3-4-Rehab-Rcn
Construction	2025	300,000	Bridg-T3-4-Rehab-Rcn
Total		\$400,000	
			Previous Funding
			\$0
			Current TYP Funding
			\$400,000
			Future Funding Required
			\$0
			Total Project Cost
			\$400,000

Comments None

LACONIA (26706)

Route/Road ACADEMY STREET OVER DURKEE BROOK

Category RED LIST BRIDGES

Scope BRIDGE REPLACEMENT-ACADEMY ST OVER
 DURKEE BROOK-BR. #121/037

Strategy TIER 5

Phase	Year	Funding	Program	
Preliminary Engineering	2022	110,423	SAB *	
Right of Way	2022	10,517	SAB *	
Construction	2022	588,924	SAB *	
Total		\$709,864		
			Previous Funding	\$0
			Current TYP Funding	\$709,864
			Future Funding Required	\$0
			Total Project Cost	\$709,864

Comments None

LACONIA (40656)

Route/Road COURT STREET OVER DURKEE BROOK

Category BRIDGES

Scope BRIDGE REPLACEMENT-COURT STREET OVER
 DURKEE BROOK-BR. #113/036

Strategy TIER 5

Phase	Year	Funding	Program	
Preliminary Engineering	2020	149,306	SAB *	
Right of Way	2020	44,239	SAB *	
Construction	2020	691,230	SAB *	
Total		\$884,775		
			Previous Funding	\$0
			Current TYP Funding	\$884,775
			Future Funding Required	\$0
			Total Project Cost	\$884,775

Comments None

LACONIA (41469)

Route/Road US 3 AND NH 11

Category BRIDGES

Scope ADDRESS BRIDGE CARRYING US 3 AND NH 11
 OVER MILE HILL ROAD IN THE CITY OF LACONIA
 (121/028)

Strategy TIER 2

Phase	Year	Funding	Program	
Preliminary Engineering	2023	374,276	Bridg-T1-2-Rehab-Rcn	
Preliminary Engineering	2026	269,096	Bridg-T1-2-Rehab-Rcn	
Right of Way	2026	67,274	Bridg-T1-2-Rehab-Rcn	
Construction	2027	3,449,480	Bridg-T1-2-Rehab-Rcn	
Total		\$4,160,127		
			Previous Funding	\$0
			Current TYP Funding	\$4,160,127
			Future Funding Required	\$0
			Total Project Cost	\$4,160,127

Comments None

LANCASTER, NH - GUILDHALL, VT (16155)

Route/Road US 2

Category RED LIST BRIDGES

Scope BRIDGE REPLACEMENT, US 2 OVER CONNECTICUT
 RIVER (ROGER'S RANGER'S BRIDGE)

Strategy TIER 2

Phase	Year	Funding	Program	
Construction	2019	4,102,000	Bridg-T1-2-Rehab-Rcn	
Construction	2019	1,845,900	NON-PAR (Vermont)	
Construction	2020	4,416,931	Bridg-T1-2-Rehab-Rcn	
Total		\$10,364,831		
			Previous Funding	\$1,661,400
			Current TYP Funding	\$10,364,831
			Future Funding Required	\$0
			Total Project Cost	\$12,026,231

Comments None

LEBANON, NH - HARTFORD, VT (16148)

Route/Road I-89 NB & SB

Category RED LIST BRIDGES

Scope SUPERSTRUCTURE REPLACE & WIDENING, I-89 NB & SB OVER CONNECTICUT RIVER (BR NO 044/103 & 044/104)

Strategy TIER 1

Phase	Year	Funding	Program
Construction	2019	11,690,700	Bridg-T1-2-Rehab-Rcn
Construction	2019	3,691,800	NON-PAR (Vermont)
Construction	2020	11,988,813	Bridg-T1-2-Rehab-Rcn
Construction	2020	3,785,941	NON-PAR (Vermont)
Construction	2021	4,589,957	Bridg-T1-2-Rehab-Rcn
Construction	2021	1,449,460	NON-PAR (Vermont)
Total		\$37,196,671	
			Previous Funding
			\$2,855,228
			Current TYP Funding
			\$37,196,671
			Future Funding Required
			\$0
			Total Project Cost
			\$40,051,898

Comments Funded with future GARVEE bonds

LEBANON (13558A)

Route/Road NH 12A

Category RED LIST BRIDGES

Scope NH 12A BRIDGE REPLACEMENT OVER B&M RR BRIDGE# 062/117 (MOBRR-221)

Strategy TIER 5

Phase	Year	Funding	Program
Right of Way	2019	25,638	MOBRR *
Right of Way	2020	26,291	MOBRR *
Construction	2020	4,206,601	MOBRR *
Construction	2021	3,235,402	MOBRR *
Total		\$7,493,932	
			Previous Funding
			\$665,000
			Current TYP Funding
			\$7,493,932
			Future Funding Required
			\$0
			Total Project Cost
			\$8,158,932

Comments None

2019 - 2028 Ten Year Plan

3/20/2018

LEBANON (15717)

Route/Road NH 10

Category PRESERVATION & MAINTENANCE

Scope NH 10 REPLACEMENT OF 3'X4' CONCRETE BOX
 CULVERT

Strategy TIER 2

Phase	Year	Funding	Program		
Construction	2019	403,278	CRDR *		
Total		\$403,278		Previous Funding	\$188,677
				Current TYP Funding	\$403,278
				Future Funding Required	\$0
				Total Project Cost	\$591,955

Comments None

LEBANON (24221)

Route/Road TRUES BROOK RD OVER BLOODS BROOK

Category RED LIST BRIDGES

Scope BRIDGE REPLACEMENT-TRUES BROOK RD OVER
 BLOODS BROOK-BR. #066/059

Strategy TIER 5

Phase	Year	Funding	Program		
Preliminary Engineering	2022	204,604	SAB *		
Right of Way	2022	16,590	SAB *		
Construction	2022	1,338,222	SAB *		
Total		\$1,559,415		Previous Funding	\$0
				Current TYP Funding	\$1,559,415
				Future Funding Required	\$0
				Total Project Cost	\$1,559,415

Comments None

2019 - 2028 Ten Year Plan

3/20/2018

LEBANON (24222)

Route/Road NH 120 PARKING LOT, PED OVER NHRR (ABD)

Category RED LIST BRIDGES

Scope BRIDGE REHABILITATION NH 120 PARKING LOT,
 PED OVER NHRR (ABD)-BR. #121/117

Strategy TIER 5

Phase	Year	Funding	Program
Preliminary Engineering	2023	113,417	SAB *
Right of Way	2023	5,671	SAB *
Construction	2023	578,427	SAB *
Total		\$697,515	
			Previous Funding
			\$0
			Current TYP Funding
			\$697,515
			Future Funding Required
			\$0
			Total Project Cost
			\$697,515

Comments None

LEBANON (25821)

Route/Road MASCOMA STREET

Category RED LIST BRIDGES

Scope BRIDGE REHABILITATION, FOR REDLIST BRIDGE
 CARRYING MASCOMA STREET OVER I-89 (BR NO
 103/116)

Strategy TIER 4

Phase	Year	Funding	Program
Construction	2023	4,990,350	Bridg-T3-4-Rehab-Rcn
Total		\$4,990,350	
			Previous Funding
			\$276,100
			Current TYP Funding
			\$4,990,350
			Future Funding Required
			\$0
			Total Project Cost
			\$5,266,450

Comments None

LEBANON (29612)

Route/Road 189

Category INDIVIDUAL PROJECTS

Scope EXIT 18 / NH 120 IMPROVEMENTS

Strategy TIER 2

Phase	Year	Funding	Program
Preliminary Engineering	2019	282,013	None-Highway
Preliminary Engineering	2021	118,631	None-Highway
Right of Way	2021	919,393	None-Highway
Construction	2023	3,048,650	None-Highway
Total		\$4,368,687	
			Previous Funding
			\$302,500
			Current TYP Funding
			\$4,368,687
			Future Funding Required
			\$0
			Total Project Cost
			\$4,671,187

Comments None

LEBANON (40564)

Route/Road LEBANON MUNICIPAL AIRPORT

Category AIRPORT

Scope PRESERVATION, MODERNIZATION, AND/OR
 EXPANSION OF AIRPORT FACILITIES; PLANNING
 STUDIES.

Strategy ALL TIERS

Phase	Year	Funding	Program
Other	2019	2,256,100	Airport Improvement
Other	2020	13,671,453	Airport Improvement
Other	2021	5,176,643	Airport Improvement
Other	2022	4,423,873	Airport Improvement
Other	2023	4,536,682	Airport Improvement
Other	2024	3,274,103	Airport Improvement
Other	2025	1,325,278	Airport Improvement
Other	2026	1,359,073	Airport Improvement
Other	2027	1,393,729	Airport Improvement
Other	2028	1,429,269	Airport Improvement
Total		\$38,846,205	
			Previous Funding
			\$0
			Current TYP Funding
			\$38,846,205
			Future Funding Required
			\$0
			Total Project Cost
			\$38,846,205

Comments None

2019 - 2028 Ten Year Plan

3/20/2018

LEBANON (40794)

Route/Road US 4 (MECHANIC ST)

Category INDIVIDUAL PROJECTS

Scope RECONSTRUCT MECHANIC ST / HIGH ST /
 MASCOMA ST INTERSECTION

Strategy TIER 5

Phase	Year	Funding	Program		
Right of Way	2019	113,580	Other Fed Aid		
Construction	2020	2,635,000	Other Fed Aid		
Total		\$2,748,580		Previous Funding	\$300,000
				Current TYP Funding	\$2,748,580
				Future Funding Required	\$0
				Total Project Cost	\$3,048,580

Comments None

LEBANON (41191)

Route/Road I-89 NB & SB

Category RED LIST BRIDGES

Scope REHAB OF THE I-89 NB & SB OVER US 4 & NH 10
 BRIDGES AND PRESERVATION EFFORTS FOR THE
 MASCOMA RIVER

Strategy TIER 1

Phase	Year	Funding	Program		
Right of Way	2019	5,640	Bridg-T1-2-Rehab-Rcn		
Construction	2020	4,000,000	Bridg-T1-2-Rehab-Rcn		
Construction	2021	3,592,410	Bridg-T1-2-Rehab-Rcn		
Construction	2021	1,186,314	4R		
Total		\$8,784,364		Previous Funding	\$605,000
				Current TYP Funding	\$8,784,364
				Future Funding Required	\$0
				Total Project Cost	\$9,389,364

Comments None

2019 - 2028 Ten Year Plan

3/20/2018

LEBANON (41366)

Route/Road LAHAYE DRIVE

Category MANDATED FEDERAL

Scope CONSTRUCT BICYCLE AND PEDESTRIAN
 IMPROVEMENTS ALONG LAHAYE DR FROM NH RTE
 120 TO MOUNT SUPPORT RD

Strategy TIER 5

Phase	Year	Funding	Program
Preliminary Engineering	2019	33,842	TA *
Right of Way	2019	10,255	TA *
Construction	2020	715,122	TA *
Total		\$759,219	
			Previous Funding
			\$122,880
			Current TYP Funding
			\$759,219
			Future Funding Required
			\$0
			Total Project Cost
			\$882,099

Comments None

LEE (41322)

Route/Road NH ROUTE 125

Category RED LIST BRIDGES

Scope BRIDGE REPLACEMENT OF CULVERT CARRYING
 NH 125 OVER LITTLE RIVER BR NO 073/084

Strategy TIER 4

Phase	Year	Funding	Program
Preliminary Engineering	2021	237,263	Bridg-T1-2-Rehab-Rcn
Right of Way	2022	18,248	Bridg-T1-2-Rehab-Rcn
Construction	2023	1,871,381	Bridg-T1-2-Rehab-Rcn
Total		\$2,126,893	
			Previous Funding
			\$220,000
			Current TYP Funding
			\$2,126,893
			Future Funding Required
			\$0
			Total Project Cost
			\$2,346,893

Comments None

LITTLETON, NH - WATERFORD, VT (27711)

Route/Road NH ROUTE 18

Category RED LIST BRIDGES

Scope DECK REPLACEMENT AND PAINTING OF RED LIST BRIDGE CARRYING NH 118 OVER CONNECTICUT RIVER (109/134)

Strategy TIER 3

Phase	Year	Funding	Program
Preliminary Engineering	2019	102,550	Bridg-T3-4-Rehab-Rcn
Preliminary Engineering	2019	54,146	NON-PAR (Vermont)
Preliminary Engineering	2020	127,881	Bridg-T3-4-Rehab-Rcn
Preliminary Engineering	2020	55,527	NON-PAR (Vermont)
Preliminary Engineering	2021	107,847	Bridg-T3-4-Rehab-Rcn
Preliminary Engineering	2021	56,943	NON-PAR (Vermont)
Preliminary Engineering	2022	110,597	Bridg-T3-4-Rehab-Rcn
Preliminary Engineering	2022	58,395	NON-PAR (Vermont)
Preliminary Engineering	2023	129,749	Bridg-T3-4-Rehab-Rcn
Preliminary Engineering	2023	59,884	NON-PAR (Vermont)
Construction	2025	3,180,668	Bridg-T3-4-Rehab-Rcn
Construction	2025	1,590,334	NON-PAR (Vermont)
Total		\$5,634,522	
			Previous Funding
			\$0
			Current TYP Funding
			\$5,634,522
			Future Funding Required
			\$0
			Total Project Cost
			\$5,634,522

Comments None

LITTLETON (41362)

Route/Road COTTAGE STREET, MILL STREET, SOUTH STREET, MEADOW STREET

Category MANDATED FEDERAL

Scope CONST SIDEWALKS ALONG COTTAGE ST, MILL ST, SOUTH ST, MEADOW ST, MT. EUSTIS RD, BRONSON ST

Strategy TIER 6

Phase	Year	Funding	Program
Preliminary Engineering	2019	34,867	TA *
Construction	2021	905,913	TA *
Total		\$940,780	
			Previous Funding
			\$164,000
			Current TYP Funding
			\$940,780
			Future Funding Required
			\$0
			Total Project Cost
			\$1,104,780

Comments None

2019 - 2028 Ten Year Plan

3/20/2018

LONDONDERRY (41593)

Route/Road NH28/NH128

Category INDIVIDUAL PROJECTS

Scope SAFETY & OPERATIONAL IMPROVEMENTS AT THE
 INTERSECTION OF NH 28./NH 128

Strategy TIER 2

Phase	Year	Funding	Program	
Preliminary Engineering	2028	70,749	None-Highway	
Right of Way	2028	70,749	None-Highway	
Construction	2028	1,273,479	None-Highway	
Total		\$1,414,977		
			Previous Funding	\$0
			Current TYP Funding	\$1,414,977
			Future Funding Required	\$0
			Total Project Cost	\$1,414,977

Comments None

LONDONDERRY (41715)

Route/Road NH 28/STONEHENGE ROAD

Category INDIVIDUAL PROJECTS

Scope OPERATIONAL AND CAPACITY IMPROVEMENTS AT
 THE INTERSECTION OF NH 28 & STONEHENGE RD.

Strategy TIER 2

Phase	Year	Funding	Program	
Preliminary Engineering	2019	55,000	NON-PAR (other)	
Preliminary Engineering	2019	55,000	None-Highway	
Right of Way	2019	100,000	NON-PAR (other)	
Right of Way	2019	100,000	None-Highway	
Construction	2020	700,000	NON-PAR (other)	
Construction	2020	700,000	None-Highway	
Total		\$1,710,000		
			Previous Funding	\$0
			Current TYP Funding	\$1,710,000
			Future Funding Required	\$0
			Total Project Cost	\$1,710,000

Comments Town to provide 50% match

2019 - 2028 Ten Year Plan

3/20/2018

LOUDON - CANTERBURY (29613A)

Route/Road NH RTE 106

Category INDIVIDUAL PROJECTS

Scope NH RTE 106 ROADWAY WIDENING (3.6 MI, PHASE II)
 FROM SOUCCOOK ROAD, LOUDON TO AMES ROAD,
 CANTERBURY

Strategy TIER 2

Phase	Year	Funding	Program		
Right of Way	2019	1,060,367	None-Highway		
Construction	2020	1,735,223	None-Highway		
Construction	2021	5,338,413	None-Highway		
Total		\$8,134,003		Previous Funding	\$440,000
				Current TYP Funding	\$8,134,003
				Future Funding Required	\$0
				Total Project Cost	\$8,574,003

Comments None

LOUDON (40632)

Route/Road NH 106 AND SOUTH VILLAGE ROAD

Category INDIVIDUAL PROJECTS

Scope INTERSECTION IMPROVEMENTS

Strategy TIER 2

Phase	Year	Funding	Program		
Preliminary Engineering	2019	55,000	None-Highway		
Preliminary Engineering	2020	56,403	None-Highway		
Preliminary Engineering	2022	59,316	None-Highway		
Right of Way	2024	63,970	None-Highway		
Construction	2025	1,115,222	None-Highway		
Total		\$1,349,910		Previous Funding	\$0
				Current TYP Funding	\$1,349,910
				Future Funding Required	\$0
				Total Project Cost	\$1,349,910

Comments None

LYME, NH - THETFORD, VT (14460)

Route/Road EAST THETFORD ROAD

Category RED LIST BRIDGES

Scope BRIDGE REHAB, FOR RED LIST BRIDGE CARRYING
 EAST THETFORD ROAD OVER THE CONN. RIVER
 (BR NO 053/112)

Strategy TIER 4

Phase	Year	Funding	Program
Construction	2021	2,000,000	Bridg-T3-4-Rehab-Rcn
Construction	2022	2,927,089	Bridg-T3-4-Rehab-Rcn
Construction	2022	497,686	NON-PAR (Vermont)
Total		\$5,424,774	
			Previous Funding
			\$816,970
			Current TYP Funding
			\$5,424,774
			Future Funding Required
			\$0
			Total Project Cost
			\$6,241,744

Comments None

LYNDEBOROUGH (41435)

Route/Road NHRR

Category RED LIST BRIDGES

Scope ADDRESS RED LIST BRIDGE CARRYING NHRR
 OVER GLASS FACTORY ROAD IN THE TOWN OF
 LYNDEBOROUGH (108/070)

Strategy TIER 6

Phase	Year	Funding	Program
Preliminary Engineering	2026	134,548	Bridg-T3-4-Rehab-Rcn
Preliminary Engineering	2027	137,979	Bridg-T3-4-Rehab-Rcn
Construction	2028	1,414,977	Bridg-T3-4-Rehab-Rcn
Total		\$1,687,504	
			Previous Funding
			\$0
			Current TYP Funding
			\$1,687,504
			Future Funding Required
			\$0
			Total Project Cost
			\$1,687,504

Comments None

MADBURY (24226)

Route/Road NUTE ROAD OVER BELLAMY RIVER

Category BRIDGES

Scope BRIDGE REPLACEMENT-NUTE RD OVER BELLAMY RIVER-BR. #056/072

Strategy TIER 5

Phase	Year	Funding	Program
Preliminary Engineering	2021	124,024	SAB *
Right of Way	2021	5,392	SAB *
Construction	2021	668,650	SAB *
Total		\$798,066	
			Previous Funding
			\$0
			Current TYP Funding
			\$798,066
			Future Funding Required
			\$0
			Total Project Cost
			\$798,066

Comments None

MADBURY (41596)

Route/Road MADBURY RD

Category INDIVIDUAL PROJECTS

Scope PLANNING STUDY TO IDENTIFY POTENTIAL INTERSECTION SAFETY IMPROVEMENTS TO THE NH 155/MADBURY ROAD/TO

Strategy TIER 3

Phase	Year	Funding	Program
Preliminary Engineering	2028	707,488	None-Highway
Total		\$707,488	
			Previous Funding
			\$0
			Current TYP Funding
			\$707,488
			Future Funding Required
			\$0
			Total Project Cost
			\$707,488

Comments None

MADISON - CONWAY (11339J)

Route/Road NH 16

Category INDIVIDUAL PROJECTS

Scope CONWAY BYPASS SOUTHERN SEGMENT, EARTHWORK ONLY PROJECT

Strategy TIER 2

Phase	Year	Funding	Program
Construction	2028	1	None-Highway
Total		\$1	
			Previous Funding
			\$0
			Current TYP Funding
			\$1
			Future Funding Required
			\$33,200,348
			Total Project Cost
			\$33,200,349

Comments None

MADISON - CONWAY (11339T)

Route/Road CONWAY BYPASS

Category INDIVIDUAL PROJECTS

Scope CONWAY BYPASS, SOUTHERN SEGMENT
 CONSTRUCT BRIDGE OVER PEQUAWKET BROOK
 AND NH 113.

Strategy TIER 2

Phase	Year	Funding	Program
Construction	2028	1	None-Highway
Total		\$1	
			Previous Funding
			\$0
			Current TYP Funding
			\$1
			Future Funding Required
			\$20,975,651
			Total Project Cost
			\$20,975,652

Comments None

MADISON - CONWAY (11339U)

Route/Road CONWAY BYPASS- NH 16

Category INDIVIDUAL PROJECTS

Scope CONWAY BYPASS, SOUTHERN SEGMENT FINAL
 CONSTRUCTION

Strategy TIER 2

Phase	Year	Funding	Program
Construction	2028	1	None-Highway
Total		\$1	
			Previous Funding
			\$0
			Current TYP Funding
			\$1
			Future Funding Required
			\$40,404,486
			Total Project Cost
			\$40,404,487

Comments None

MANCHESTER (15837)

Route/Road US 3 (ELM STREET)

Category BRIDGES

Scope BRIDGE REHABILITATION-US 3 (ELM ST) OVER
 B&MRR-BR. #144/075

Strategy TIER 5

Phase	Year	Funding	Program
Preliminary Engineering	2026	97,853	SAB *
Right of Way	2026	30,579	SAB *
Construction	2026	850,100	SAB *
Total		\$978,533	
			Previous Funding
			\$0
			Current TYP Funding
			\$978,533
			Future Funding Required
			\$0
			Total Project Cost
			\$978,533

Comments None

2019 - 2028 Ten Year Plan

3/20/2018

MANCHESTER (16099)

Route/Road I-293 / FEE TPK

Category INDIVIDUAL PROJECTS

Scope PRELIMINARY ENGINEERING & ROW FOR
 RECONSTRUCTION OF THE F.E. EEVERETT
 TURNPIKE AT EXITS 6 AND 7

Strategy TIER 1

Phase	Year	Funding	Program
Preliminary Engineering	2019	2,500,000	TPK *
Preliminary Engineering	2022	2,000,000	TPK *
Preliminary Engineering	2023	1,400,000	TPK *
Right of Way	2023	4,000,000	TPK *
Right of Way	2024	6,200,000	TPK *
Total		\$16,100,000	
			Previous Funding
			\$4,400,000
			Current TYP Funding
			\$16,100,000
			Future Funding Required
			\$0
			Total Project Cost
			\$20,500,000

Comments None

MANCHESTER (16099A)

Route/Road RECONSTRUCT AND WIDENING OF EXIT 6
 (AMOSKEAG)

Category INDIVIDUAL PROJECTS

Scope RECONSTRUCT AND WIDEN OF EXIT 6
 (AMOSKEAG) IN MANCHESTER.

Strategy TIER 1

Phase	Year	Funding	Program
Construction	2025	8,700,000	TPK *
Construction	2026	30,000,000	TPK *
Construction	2027	30,000,000	TPK *
Construction	2028	30,000,000	TPK *
Total		\$98,700,000	
			Previous Funding
			\$0
			Current TYP Funding
			\$98,700,000
			Future Funding Required
			\$0
			Total Project Cost
			\$98,700,000

Comments None

2019 - 2028 Ten Year Plan

3/20/2018

MANCHESTER (16099B)

Route/Road EXIT 7 FEE TURNPIKE

Category INDIVIDUAL PROJECTS

Scope RECONSTRUCT EXIT 7

Strategy TIER 1

Phase	Year	Funding	Program	
Construction	2024	16,200,000	TPK *	
Construction	2025	24,000,000	TPK *	
Construction	2026	12,000,000	TPK *	
Total		\$52,200,000		
			Previous Funding	\$0
			Current TYP Funding	\$52,200,000
			Future Funding Required	\$0
			Total Project Cost	\$52,200,000

Comments None

MANCHESTER (24206)

Route/Road SALMON STREET WB OVER RD, BMRR,
 MARRIMACK RIVER AND RAMP

Category BRIDGES

Scope BRIDGE REHAB-SALMON ST WB OVER RD, BMRR,
 MERRIMACK RIVER, RAMP-BR. #106/072

Strategy TIER 5

Phase	Year	Funding	Program	
Preliminary Engineering	2021	97,062	SAB *	
Right of Way	2021	5,392	SAB *	
Construction	2021	463,741	SAB *	
Total		\$566,195		
			Previous Funding	\$0
			Current TYP Funding	\$566,195
			Future Funding Required	\$0
			Total Project Cost	\$566,195

Comments None

MANCHESTER (24211)

Route/Road RAMP E (CANAL ST) OVER BMRR

Category BRIDGES

Scope BRIDGE REHAB-RAMP E (CANAL STREET) OVER
 BMRR-BR #107/071

Strategy TIER 5

Phase	Year	Funding	Program	
Preliminary Engineering	2021	80,885	SAB *	
Right of Way	2021	5,392	SAB *	
Construction	2021	372,071	SAB *	
Total		\$458,349		
			Previous Funding	\$0
			Current TYP Funding	\$458,349
			Future Funding Required	\$0
			Total Project Cost	\$458,349

Comments None

MANCHESTER (24212)

Route/Road SAMON ST EB OVER RD, BMRR, MERRIMACK RIVER
 AND RAMP

Category BRIDGES

Scope SALMON ST EB OVER RD, BMRR, MERRIMACK
 RIVER, RAMP-BR #107/072

Strategy TIER 5

Phase	Year	Funding	Program	
Preliminary Engineering	2021	113,239	SAB *	
Right of Way	2021	5,392	SAB *	
Construction	2021	566,195	SAB *	
Total		\$684,827		
			Previous Funding	\$0
			Current TYP Funding	\$684,827
			Future Funding Required	\$0
			Total Project Cost	\$684,827

Comments None

2019 - 2028 Ten Year Plan

3/20/2018

MANCHESTER (28336)

Route/Road REHAB QUEEN CITY BRIDGE OVER I-293, BMRR & MERRIMACK RIVER

Category RED LIST BRIDGES

Scope BRIDGE REHABILITATION-QUEEN CITY BR. OVER I-293, BMRR & MERRIMACK RIVER-BR. #151/065 (MOBRR)

Strategy TIER 5

Phase	Year	Funding	Program	
Preliminary Engineering	2019	661,448	SAB *	
Right of Way	2020	5,258	SAB *	
Construction	2021	1,455,931	MOBRR *	
Construction	2022	4,976,857	MOBRR *	
Total		\$7,099,494		
			Previous Funding	\$0
			Current TYP Funding	\$7,099,494
			Future Funding Required	\$0
			Total Project Cost	\$7,099,494

Comments None

MANCHESTER (40428)

Route/Road RAIL TRAIL

Category MANDATED FEDERAL

Scope CONSTRUCT MULTI-USE PATH ALONG BAKER ST, BROWN AVE, DUBISZ ST, AND SUNDIAL AVE. (14-25TAP)

Strategy TIER 6

Phase	Year	Funding	Program	
Construction	2019	697,576	TA *	
Total		\$697,576		
			Previous Funding	\$132,270
			Current TYP Funding	\$697,576
			Future Funding Required	\$0
			Total Project Cost	\$829,846

Comments None

2019 - 2028 Ten Year Plan

3/20/2018

MANCHESTER (40563)

Route/Road MANCHESTER-BOSTON REGIONAL AIRPORT

Category AIRPORT

Scope PRESERVATION, MODERNIZATION, AND/OR EXPANSION OF AIRPORT FACILITIES; PLANNING STUDIES.

Strategy ALL TIERS

Phase	Year	Funding	Program
Other	2019	18,459,000	Airport Improvement
Other	2020	17,878,054	Airport Improvement
Other	2021	5,392,337	Airport Improvement
Other	2022	4,866,260	Airport Improvement
Other	2023	6,124,520	Airport Improvement
Other	2024	3,876,972	Airport Improvement
Other	2025	3,975,835	Airport Improvement
Other	2026	4,077,220	Airport Improvement
Other	2027	4,181,189	Airport Improvement
Other	2028	4,287,808	Airport Improvement
Total		\$73,119,196	
			Previous Funding
			Current TYP Funding
			Future Funding Required
			Total Project Cost
			\$0
			\$73,119,196
			\$0
			\$73,119,196

Comments None

MANCHESTER (41361)

Route/Road RAIL TRAIL

Category MANDATED FEDERAL

Scope CONST. RAIL TRAIL ALONG ABANDONED RAILROAD BED FROM MAMMOTH ROAD TO LAKE SHORE AVENUE

Strategy TIER 6

Phase	Year	Funding	Program
Preliminary Engineering	2019	23,587	TA *
Right of Way	2019	30,765	08-Funds
Construction	2021	922,554	TA *
Total		\$976,906	
			Previous Funding
			Current TYP Funding
			Future Funding Required
			Total Project Cost
			\$148,073
			\$976,906
			\$0
			\$1,124,979

Comments None

2019 - 2028 Ten Year Plan

3/20/2018

MANCHESTER (41414)

Route/Road HUSE ROAD

Category RED LIST BRIDGES

Scope REHAB RED LIST BRIDGE CARRYING HUSE ROAD
 OVER I-293 AND NH ROUTE 101 (176/106)

Strategy TIER 4

Phase	Year	Funding	Program	
Preliminary Engineering	2023	187,138	Bridg-T3-4-Rehab-Rcn	
Preliminary Engineering	2024	191,910	Bridg-T3-4-Rehab-Rcn	
Construction	2025	1,312,026	Bridg-T3-4-Rehab-Rcn	
Construction	2026	2,018,224	Bridg-T3-4-Rehab-Rcn	
Total		\$3,709,297		
			Previous Funding	\$0
			Current TYP Funding	\$3,709,297
			Future Funding Required	\$0
			Total Project Cost	\$3,709,297

Comments None

MANCHESTER (41475)

Route/Road I-93 SB

Category BRIDGES

Scope ADDRESS BRIDGE CARRYING I-93 SB OVER
 STEVENS POND IN THE CITY OF MANCHESTER
 (124/119)

Strategy TIER 1

Phase	Year	Funding	Program	
Preliminary Engineering	2024	191,910	Bridg-HIB-Rehab-Rcn	
Preliminary Engineering	2025	131,203	Bridg-HIB-Rehab-Rcn	
Preliminary Engineering	2026	1,009,112	Bridg-HIB-Rehab-Rcn	
Preliminary Engineering	2027	689,896	Bridg-HIB-Rehab-Rcn	
Construction	2027	6,898,961	Bridg-HIB-Rehab-Rcn	
Construction	2028	7,074,884	Bridg-HIB-Rehab-Rcn	
Total		\$15,995,965		
			Previous Funding	\$0
			Current TYP Funding	\$15,995,965
			Future Funding Required	\$0
			Total Project Cost	\$15,995,965

Comments None

2019 - 2028 Ten Year Plan

3/20/2018

MANCHESTER (41594)

Route/Road I-293

Category INDIVIDUAL PROJECTS

Scope OPERATIONAL IMPROVEMENTS AT THE I-293 EXIT
 1 INTERCHANGE (SOUTH WILLOW ST.)

Strategy TIER 1

Phase	Year	Funding	Program
Preliminary Engineering	2028	212,247	None-Highway
Right of Way	2028	70,749	None-Highway
Construction	2028	1,839,470	None-Highway
Total		\$2,122,465	
			Previous Funding
			\$0
			Current TYP Funding
			\$2,122,465
			Future Funding Required
			\$0
			Total Project Cost
			\$2,122,465

Comments None

MANCHESTER (41747)

Route/Road GRANITE ST & SOUTH WILLOW ST

Category MANDATED FEDERAL

Scope IMPLEMENT AN ADAPTIVE SIGNAL CONTROL
 SYSTEM ON GRANITE ST & UPGRADE SO. WILLOW
 ST. SIGNAL PERFORMANCE

Strategy TIER 2

Phase	Year	Funding	Program
Preliminary Engineering	2019	165,000	CMAQ *
Preliminary Engineering	2020	112,805	CMAQ *
Construction	2021	1,288,272	CMAQ *
Total		\$1,566,077	
			Previous Funding
			\$0
			Current TYP Funding
			\$1,566,077
			Future Funding Required
			\$0
			Total Project Cost
			\$1,566,077

Comments None

2019 - 2028 Ten Year Plan

3/20/2018

MANCHESTER (60200A)

Route/Road MANCHESTER TRANSIT AUTHORITY (MTA)

Category TRANSIT

Scope MANCHESTER TRANSIT AUTHORITY (MTA) -
 OPERATING ASSISTANCE FOR FIXED ROUTE
 TRANSIT SERVICE.

Strategy ALL TIERS

Phase	Year	Funding	Program
Other	2019	2,186,766	FTA5307
Other	2020	2,242,528	FTA5307
Other	2021	2,299,713	FTA5307
Other	2022	2,358,356	FTA5307
Other	2023	2,418,494	FTA5307
Other	2024	2,480,165	FTA5307
Other	2025	2,543,410	FTA5307
Other	2026	2,608,266	FTA5307
Other	2027	2,674,777	FTA5307
Other	2028	2,742,984	FTA5307
Total		\$24,555,459	
			Previous Funding
			\$8,709,678
			Current TYP Funding
			\$24,555,459
			Future Funding Required
			\$0
			Total Project Cost
			\$33,265,138

Comments None

2019 - 2028 Ten Year Plan

3/20/2018

MANCHESTER (60200B)

Route/Road MANCHESTER TRANSIT AUTHORITY (MTA)

Category TRANSIT

Scope MANCHESTER TRANSIT AUTHORITY (MTA) -
 OPERATING ASSISTANCE FOR CAPITAL
 MAINTENANCE OF TRANSIT FLEET.

Strategy ALL TIERS

Phase	Year	Funding	Program
Other	2019	627,430	FTA5307
Other	2020	643,429	FTA5307
Other	2021	659,837	FTA5307
Other	2022	676,662	FTA5307
Other	2023	693,917	FTA5307
Other	2024	711,612	FTA5307
Other	2025	729,758	FTA5307
Other	2026	748,367	FTA5307
Other	2027	767,200	FTA5307
Other	2028	786,763	FTA5307
Total		\$7,044,975	
			Previous Funding \$2,313,234
			Current TYP Funding \$7,044,975
			Future Funding Required \$0
			Total Project Cost \$9,358,209

Comments None

MANCHESTER (60200C)

Route/Road MANCHESTER TRANSIT AUTHORITY (MTA)

Category TRANSIT

Scope MANCHESTER TRANSIT AUTHORITY (MTA) -
 REPLACEMENT BUSES.

Strategy ALL TIERS

Phase	Year	Funding	Program
Other	2019	1,115,624	FTA5307
Other	2020	951,423	FTA5307
Total		\$2,067,047	
			Previous Funding \$1,858,315
			Current TYP Funding \$2,067,047
			Future Funding Required \$0
			Total Project Cost \$3,925,362

Comments None

2019 - 2028 Ten Year Plan

3/20/2018

MANCHESTER (60200D)

Route/Road MANCHESTER TRANSIT AUTHORITY (MTA)

Category TRANSIT

Scope MANCHESTER TRANSIT AUTHORITY (MTA) -
 OPERATING ASSISTANCE FOR ADA PARATRANSIT
 SERVICE.

Strategy ALL TIERS

Phase	Year	Funding	Program
Other	2019	566,153	FTA5307
Other	2020	580,590	FTA5307
Other	2021	595,395	FTA5307
Other	2022	610,577	FTA5307
Other	2023	626,147	FTA5307
Other	2024	642,114	FTA5307
Other	2025	658,488	FTA5307
Other	2026	675,279	FTA5307
Other	2027	692,499	FTA5307
Other	2028	710,158	FTA5307
Total		\$6,357,400	
			Previous Funding
			\$1,678,816
			Current TYP Funding
			\$6,357,400
			Future Funding Required
			\$0
			Total Project Cost
			\$8,036,216

Comments None

2019 - 2028 Ten Year Plan

MANCHESTER (60200E)

Route/Road MANCHESTER TRANSIT AUTHORITY (MTA)

Category TRANSIT

Scope MANCHESTER TRANSIT AUTHORITY (MTA) -
 REPLACEMENT OF ADA PARATRANSIT VANS. FTA
 SECTION 5307 FUNDS.

Strategy ALL TIERS

Phase	Year	Funding	Program
Other	2019	147,473	FTA5307
Other	2020	151,234	FTA5307
Other	2021	155,090	FTA5307
Other	2022	159,045	FTA5307
Other	2023	163,101	FTA5307
Other	2024	167,260	FTA5307
Other	2025	171,525	FTA5307
Other	2026	175,899	FTA5307
Other	2027	180,384	FTA5307
Other	2028	184,984	FTA5307
Total		\$1,655,993	
			Previous Funding
			\$640,214
			Current TYP Funding
			\$1,655,993
			Future Funding Required
			\$0
			Total Project Cost
			\$2,296,207

Comments None

MANCHESTER (60200F)

Route/Road MANCHESTER TRANSIT AUTHORITY (MTA)

Category TRANSIT

Scope MANCHESTER TRANSIT AUTHORITY (MTA) -
 REPLACEMENT OF TRANSIT SERVICE VEHICLES.

Strategy ALL TIERS

Phase	Year	Funding	Program
Other	2020	136,715	FTA5307
Total		\$136,715	
			Previous Funding
			\$30,000
			Current TYP Funding
			\$136,715
			Future Funding Required
			\$0
			Total Project Cost
			\$166,715

Comments None

MANCHESTER (60200G)

Route/Road MANCHESTER TRANSIT AUTHORITY (MTA)

Category TRANSIT

Scope MANCHESTER TRANSIT AUTHORITY (MTA) -
 MISCELLANEOUS CAPITAL FOR PUBLIC
 TRANSPORTATION.

Strategy ALL TIERS

Phase	Year	Funding	Program
Other	2019	139,799	FTA5307
Other	2020	143,364	FTA5307
Other	2021	147,020	FTA5307
Other	2022	150,769	FTA5307
Other	2023	154,614	FTA5307
Other	2024	158,556	FTA5307
Other	2025	162,599	FTA5307
Other	2026	166,746	FTA5307
Total		\$1,223,467	
			Previous Funding
			\$523,008
			Current TYP Funding
			\$1,223,467
			Future Funding Required
			\$0
			Total Project Cost
			\$1,746,475

Comments None

MARLOW (40088)

Route/Road NH 10, NH 123

Category BRIDGES

Scope NH 10 & NH 123 OVER ASHUELOT RIVER -REPAIR
 OR REPLACE BRIDGE

Strategy TIER 3

Phase	Year	Funding	Program
Preliminary Engineering	2021	145,593	Bridg-T3-4-Rehab-Rcn
Right of Way	2022	16,590	Bridg-T3-4-Rehab-Rcn
Construction	2025	1,013,838	Bridg-T3-4-Rehab-Rcn
Total		\$1,176,021	
			Previous Funding
			\$0
			Current TYP Funding
			\$1,176,021
			Future Funding Required
			\$0
			Total Project Cost
			\$1,176,021

Comments None

MEREDITH (41483)

Route/Road US ROUTE 3

Category BRIDGES

Scope ADDRESS BRIDGE CARRYING US ROUTE 3 OVER
 MAPLE STREET AND NHRR IN THE TOWN OF
 MEREDITH (184/138)

Strategy TIER 2

Phase	Year	Funding	Program	
Preliminary Engineering	2023	561,414	Bridg-T1-2-Rehab-Rcn	
Preliminary Engineering	2024	127,940	Bridg-T1-2-Rehab-Rcn	
Preliminary Engineering	2025	269,096	Bridg-T1-2-Rehab-Rcn	
Preliminary Engineering	2026	277,674	Bridg-T1-2-Rehab-Rcn	
Right of Way	2026	67,274	Bridg-T1-2-Rehab-Rcn	
Construction	2027	8,489,861	Bridg-T1-2-Rehab-Rcn	
Total		\$9,793,260		
			Previous Funding	\$0
			Current TYP Funding	\$9,793,260
			Future Funding Required	\$0
			Total Project Cost	\$9,793,260

Comments None

MERRIMACK (10136D)

Route/Road NH 101A

Category INDIVIDUAL PROJECTS

Scope WIDEN 101A FROM BOSTON POST RD TO CONT.
 BLVD & SAFETY IMPR. AT CRAFTSMAN LANE /
 BOSTON POST RD

Strategy TIER 2

Phase	Year	Funding	Program	
Right of Way	2019	507,623	Other Fed Aid	
Construction	2020	1,735,223	Other Fed Aid	
Construction	2021	2,372,628	Other Fed Aid	
Total		\$4,615,474		
			Previous Funding	\$1,760,000
			Current TYP Funding	\$4,615,474
			Future Funding Required	\$0
			Total Project Cost	\$6,375,474

Comments None

2019 - 2028 Ten Year Plan

3/20/2018

MERRIMACK (29174)

Route/Road US 3 OVER BABOOSIC BROOK

Category BRIDGES

Scope BRIDGE REPLACEMENT-US 3 OVER BABOOSIC
 BROOK-BR. # 118/135

Strategy TIER 5

Phase	Year	Funding	Program
Preliminary Engineering	2023	215,492	SAB *
Right of Way	2023	11,342	SAB *
Construction	2023	3,538,612	SAB *
Total		\$3,765,446	
			Previous Funding
			Current TYP Funding
			Future Funding Required
			Total Project Cost
			\$0
			\$3,765,446
			\$0
			\$3,765,446

Comments None

MERRIMACK (40300)

Route/Road MULTI-USE PATH

Category MANDATED FEDERAL

Scope CONSTRUCT MULTI-USE PATH IN THE TOWN OF
 MERRIMACK FOR APPROXIMATLY 2,500LF.
 (14-15TAP)

Strategy TIER 6

Phase	Year	Funding	Program
Construction	2019	497,368	TA *
Total		\$497,368	
			Previous Funding
			Current TYP Funding
			Future Funding Required
			Total Project Cost
			\$67,242
			\$497,368
			\$0
			\$564,610

Comments None

2019 - 2028 Ten Year Plan

3/20/2018

MERRIMACK (41371)

Route/Road DANIEL WEBSTER HIGHWAY AND WODBURY ST.

Category MANDATED FEDERAL

Scope CONSTRUCT SIDEWALKS ALONG DANIEL
 WEBSTER HIGHWAY, AND WOODBURY STREET

Strategy TIER 5

Phase	Year	Funding	Program
Preliminary Engineering	2019	20,510	TA *
Right of Way	2019	20,510	TA *
Construction	2020	573,149	TA *
Total		\$614,169	
			Previous Funding
			\$107,720
			Current TYP Funding
			\$614,169
			Future Funding Required
			\$0
			Total Project Cost
			\$721,889

Comments None

MERRIMACK (41588)

Route/Road DW HIGHWAY

Category INDIVIDUAL PROJECTS

Scope SAFETY & CAPACITY IMPROVEMENTS TO THE
 US3/WIRE ROAD INTERSECTION

Strategy TIER 5

Phase	Year	Funding	Program
Preliminary Engineering	2027	96,585	None-Highway
Right of Way	2027	13,798	None-Highway
Construction	2027	1,041,743	None-Highway
Total		\$1,152,126	
			Previous Funding
			\$0
			Current TYP Funding
			\$1,152,126
			Future Funding Required
			\$0
			Total Project Cost
			\$1,152,126

Comments None

2019 - 2028 Ten Year Plan

3/20/2018

MILAN (40576)

Route/Road BERLIN REGIONAL AIRPORT

Category AIRPORT

Scope PRESERVATION, MODERNIZATION, AND/OR EXPANSION OF AIRPORT FACILITIES; PLANNING STUDIES.

Strategy ALL TIERS

Phase	Year	Funding	Program
Other	2019	398,806	Airport Improvement
Other	2022	399,377	Airport Improvement
Other	2025	1,855,390	Airport Improvement
Other	2027	836,238	Airport Improvement
Other	2028	214,391	Airport Improvement
Total		\$3,704,202	
			Previous Funding
			Current TYP Funding
			Future Funding Required
			Total Project Cost
			\$0
			\$3,704,202
			\$0
			\$3,704,202

Comments None

MILFORD (41587)

Route/Road BRIDGE STREET

Category INDIVIDUAL PROJECTS

Scope REHABILITATION OF THE SWING BRIDGE

Strategy TIER 5

Phase	Year	Funding	Program
Preliminary Engineering	2020	63,000	None-Highway
Right of Way	2025	6,560	None-Highway
Construction	2025	662,601	None-Highway
Total		\$732,161	
			Previous Funding
			Current TYP Funding
			Future Funding Required
			Total Project Cost
			\$0
			\$732,161
			\$0
			\$732,161

Comments None

2019 - 2028 Ten Year Plan

3/20/2018

MILTON (40658)

Route/Road TOWNHOUSE ROAD OVER NORTHEAST POND

Category BRIDGES

Scope BRIDGE REPLACEMENT-TOWNHOUSE ROAD OVER
 NORTHEAST POND-BR. #168/152

Strategy TIER 5

Phase	Year	Funding	Program	
Preliminary Engineering	2020	78,874	SAB *	
Preliminary Engineering	2020	78,874	NON-PAR (other)	
Right of Way	2020	10,517	SAB *	
Right of Way	2020	10,517	NON-PAR (other)	
Construction	2020	646,765	SAB *	
Construction	2020	646,765	NON-PAR (other)	
Total		\$1,472,310		
			Previous Funding	\$0
			Current TYP Funding	\$1,472,310
			Future Funding Required	\$0
			Total Project Cost	\$1,472,310

Comments None

MOULTONBOROUGH (40639)

Route/Road NH 25 AND LAKE SHORE ROAD

Category INDIVIDUAL PROJECTS

Scope SAFETY IMPROVEMENTS FROM JUST WEST OF
 LAKE SHORE DRIVE (W) TO JUST EAST OF LAKE
 SHORE DRIVE (E)

Strategy TIER 2

Phase	Year	Funding	Program	
Preliminary Engineering	2020	28,201	None-Highway	
Preliminary Engineering	2021	27,185	None-Highway	
Preliminary Engineering	2022	59,003	None-Highway	
Preliminary Engineering	2023	263,992	None-Highway	
Right of Way	2023	31,025	None-Highway	
Construction	2025	540,883	None-Highway	
Total		\$950,289		
			Previous Funding	\$0
			Current TYP Funding	\$950,289
			Future Funding Required	\$0
			Total Project Cost	\$950,289

Comments None

MOULTONBOROUGH (41580)

Route/Road WHITTIER HIGHWAY

Category INDIVIDUAL PROJECTS

Scope COMPLETE STREETS IMPROVEMENTS TO
 MOLTONBOROUGH CENTRAL VILLAGE.

Strategy TIER 2

Phase	Year	Funding	Program	
Preliminary Engineering	2027	137,979	None-Highway	
Right of Way	2027	13,798	None-Highway	
Construction	2027	1,357,026	None-Highway	
Total		\$1,508,803		
			Previous Funding	\$0
			Current TYP Funding	\$1,508,803
			Future Funding Required	\$0
			Total Project Cost	\$1,508,803

Comments None

MOULTONBOROUGH (41581)

Route/Road SHERIDAN RD AND NH 25

Category INDIVIDUAL PROJECTS

Scope INTERSECTION IMPROVEMENTS

Strategy TIER 2

Phase	Year	Funding	Program	
Preliminary Engineering	2027	64,867	None-Highway	
Right of Way	2027	6,727	None-Highway	
Construction	2027	583,806	None-Highway	
Total		\$655,401		
			Previous Funding	\$0
			Current TYP Funding	\$655,401
			Future Funding Required	\$0
			Total Project Cost	\$655,401

Comments None

2019 - 2028 Ten Year Plan

3/20/2018

NASHUA - CONCORD (29408)

Route/Road F.E. EVERETT TURNPIKE

Category INDIVIDUAL PROJECTS

Scope INTELLIGENT TRANSPORTATION SYSTEM (ITS)
 DEPLOYMENT ON F.E. EVERETT TURNPIKE

Strategy TIER 1

Phase	Year	Funding	Program		
Construction	2019	1,400,000	TPK *		
Total		\$1,400,000		Previous Funding	\$3,290,947
				Current TYP Funding	\$1,400,000
				Future Funding Required	\$0
				Total Project Cost	\$4,690,947

Comments None

NASHUA - MERRIMACK - BEDFORD - MANCHESTER (13761)

Route/Road F. E. EVERETT TURNPIKE

Category INDIVIDUAL PROJECTS

Scope F.E.E.TURNPIKE WIDENING OF 2-LANE SECTIONS
 FROM EXIT 8 (NASHUA) TO NORTH OF I-293
 (MANCHESTER)

Strategy TIER 1

Phase	Year	Funding	Program		
Preliminary Engineering	2019	3,500,000	TPK *		
Preliminary Engineering	2020	3,000,000	TPK *		
Preliminary Engineering	2021	1,000,000	TPK *		
Right of Way	2019	300,000	TPK *		
Right of Way	2020	2,500,000	TPK *		
Right of Way	2021	4,000,000	TPK *		
Construction	2021	11,400,000	TPK *		
Construction	2022	30,500,000	TPK *		
Construction	2023	39,300,000	TPK *		
Construction	2024	26,000,000	TPK *		
Construction	2025	19,500,000	TPK *		
Total		\$141,000,000		Previous Funding	\$5,000,000
				Current TYP Funding	\$141,000,000
				Future Funding Required	\$0
				Total Project Cost	\$146,000,000

Comments None

2019 - 2028 Ten Year Plan

3/20/2018

NASHUA (10136A)

Route/Road NH 101A

Category INDIVIDUAL PROJECTS

Scope WIDENING OF NH 101A FROM SUNAPEE STREET
 TO BLACKSTONE DRIVE

Strategy TIER 5

Phase	Year	Funding	Program		
Preliminary Engineering	2019	525,888	Other Fed Aid		
Right of Way	2024	3,064,572	Other Fed Aid		
Construction	2025	4,625,250	Other Fed Aid		
Construction	2025	589,441	NON-PAR (other)		
Total		\$8,805,151		Previous Funding	\$1,104,850
				Current TYP Funding	\$8,805,151
				Future Funding Required	\$0
				Total Project Cost	\$9,910,000

Comments None

NASHUA (10136B)

Route/Road NH ROUTE 101A

Category INDIVIDUAL PROJECTS

Scope PHASE II, WIDENING AND IMPROVEMENTS FROM
 SOMERSET PKWY TO SUNAPEE ST & BLACKSTONE
 DR TO CELINA AVE

Strategy TIER 5

Phase	Year	Funding	Program		
Right of Way	2021	3,804,169	Other Fed Aid		
Construction	2026	6,942,546	Other Fed Aid		
Total		\$10,746,716		Previous Funding	\$1,710,247
				Current TYP Funding	\$10,746,716
				Future Funding Required	\$0
				Total Project Cost	\$12,456,963

Comments None

2019 - 2028 Ten Year Plan

3/20/2018

NASHUA (16314)

Route/Road EAST HOLLIS STREET

Category INDIVIDUAL PROJECTS

Scope INTERSECTION IMPROVEMENTS AT EAST HOLLIS ST AND BRIDGE ST FROM C ST TO THE HUDSON TOWN LINE.

Strategy TIER 5

Phase	Year	Funding	Program
Construction	2020	3,058,035	Other Fed Aid
Total		\$3,058,035	
			Previous Funding
			\$823,640
			Current TYP Funding
			\$3,058,035
			Future Funding Required
			\$0
			Total Project Cost
			\$3,881,675

Comments None

NASHUA (40561)

Route/Road BOIRE FIELD

Category AIRPORT

Scope PRESERVATION, MODERNIZATION, AND/OR EXPANSION OF AIRPORT FACILITIES; PLANNING STUDIES.

Strategy ALL TIERS

Phase	Year	Funding	Program
Other	2019	341,833	Airport Improvement
Other	2020	1,051,650	Airport Improvement
Other	2021	359,489	Airport Improvement
Other	2022	663,581	Airport Improvement
Other	2023	7,156,615	Airport Improvement
Other	2024	387,697	Airport Improvement
Other	2025	1,073,476	Airport Improvement
Other	2026	4,892,663	Airport Improvement
Other	2027	857,144	Airport Improvement
Other	2028	6,431,713	Airport Improvement
Total		\$23,215,861	
			Previous Funding
			\$0
			Current TYP Funding
			\$23,215,861
			Future Funding Required
			\$0
			Total Project Cost
			\$23,215,861

Comments None

NASHUA (40660)

Route/Road EAST HOLLIS ST

Category INDIVIDUAL PROJECTS

Scope IMPROVEMENTS ALONG EAST HOLLIS STREET
 FROM MAIN STREET EAST TO PROPOSED
 ROUNDABOUT

Strategy TIER 5

Phase	Year	Funding	Program
Preliminary Engineering	2022	444,046	None-Highway
Right of Way	2024	233,491	None-Highway
Construction	2025	4,070,560	None-Highway
Total		\$4,748,097	
			Previous Funding
			\$0
			Current TYP Funding
			\$4,748,097
			Future Funding Required
			\$0
			Total Project Cost
			\$4,748,097

Comments None

NASHUA (41585)

Route/Road DW HIGHWAY

Category INDIVIDUAL PROJECTS

Scope DW HIGHWAY PEDESTRIAN SAFETY
 IMPROVEMENTS

Strategy TIER 5

Phase	Year	Funding	Program
Preliminary Engineering	2027	24,146	None-Highway
Right of Way	2027	6,899	None-Highway
Construction	2027	451,882	None-Highway
Total		\$482,927	
			Previous Funding
			\$0
			Current TYP Funding
			\$482,927
			Future Funding Required
			\$0
			Total Project Cost
			\$482,927

Comments None

2019 - 2028 Ten Year Plan

3/20/2018

NASHUA (41586)

Route/Road WALNUT ST/CHESTNUT ST/CENTRAL ST

Category INDIVIDUAL PROJECTS

Scope SAFETY, CAPACITY AND MULTIMODAL ACCESS
 IMPROVEMENTS TO THE WALNUT STREET OVAL
 INTERSECTION

Strategy TIER 5

Phase	Year	Funding	Program
Preliminary Engineering	2027	281,478	None-Highway
Right of Way	2027	68,990	None-Highway
Construction	2027	2,464,309	None-Highway
Total		\$2,814,776	
			Previous Funding
			\$0
			Current TYP Funding
			\$2,814,776
			Future Funding Required
			\$0
			Total Project Cost
			\$2,814,776

Comments None

NASHUA (41742)

Route/Road HERRITAGE RAIL TRAIL EAST

Category MANDATED FEDERAL

Scope CONSTRUCT THE HERITAGE RAIL TRAIL EAST

Strategy TIER 6

Phase	Year	Funding	Program
Preliminary Engineering	2019	78,240	CMAQ *
Preliminary Engineering	2020	53,490	CMAQ *
Construction	2020	994,017	CMAQ *
Total		\$1,125,747	
			Previous Funding
			\$0
			Current TYP Funding
			\$1,125,747
			Future Funding Required
			\$0
			Total Project Cost
			\$1,125,747

Comments None

2019 - 2028 Ten Year Plan

3/20/2018

NASHUA (60900A)

Route/Road NASHUA TRANSIT SYSTEM (NTS)

Category TRANSIT

Scope NASHUA TRANSIT SYSTEM- CAPITAL PREVENTIVE MAINT, CAPITAL PLANNING & ADA OPERATIONS. ANNUAL PROJECT.

Strategy ALL TIERS

Phase	Year	Funding	Program
Other	2019	998,384	FTA5307
Other	2020	1,035,888	FTA5307
Other	2021	1,074,801	FTA5307
Other	2022	1,115,175	FTA5307
Other	2023	1,157,067	FTA5307
Other	2024	1,200,532	FTA5307
Other	2025	1,245,629	FTA5307
Other	2026	1,292,420	FTA5307
Other	2027	1,340,970	FTA5307
Other	2028	1,391,343	FTA5307
Total		\$11,852,208	
			Previous Funding
			\$2,907,045
			Current TYP Funding
			\$11,852,208
			Future Funding Required
			\$0
			Total Project Cost
			\$14,759,254

Comments None

2019 - 2028 Ten Year Plan

3/20/2018

NASHUA (60900B)

Route/Road NASHUA TRANSIT SYSTEM (NTS)

Category TRANSIT

Scope NASHUA TRANSIT SYSTEM (NTS) - OPERATING ASSISTANCE. ANNUAL PROJECT.

Strategy ALL TIERS

Phase	Year	Funding	Program
Other	2019	1,702,330	FTA5307
Other	2020	1,745,739	FTA5307
Other	2021	1,790,256	FTA5307
Other	2022	1,835,907	FTA5307
Other	2023	1,882,723	FTA5307
Other	2024	1,930,732	FTA5307
Other	2025	1,979,966	FTA5307
Other	2026	2,030,455	FTA5307
Other	2027	2,082,232	FTA5307
Other	2028	2,135,329	FTA5307

Total	\$19,115,669	Previous Funding	\$7,024,249
		Current TYP Funding	\$19,115,669
		Future Funding Required	\$0
		Total Project Cost	\$26,139,919

Comments None

NASHUA (60900C)

Route/Road NASHUA TRANSIT SYSTEM (NTS)

Category TRANSIT

Scope NASHUA TRANSIT SYSTEM (NTS)-FLEET REPLACEMENT. ANNUAL PROJECT USING FTA 5307 AND/OR FTA 5339 FUNDS.

Strategy ALL TIERS

Phase	Year	Funding	Program
Other	2019	135,586	FTA5307
Other	2022	1,842,909	FTA5307
Other	2025	2,043,999	FTA5307
Other	2026	704,252	FTA5307
Other	2027	5,713,299	FTA5307

Total	\$10,440,046	Previous Funding	\$6,661,072
		Current TYP Funding	\$10,440,046
		Future Funding Required	\$0
		Total Project Cost	\$17,101,118

Comments None

2019 - 2028 Ten Year Plan

3/20/2018

NASHUA-MANCHESTER-CONCORD (40818)

Route/Road NH CAPITOL CORRIDOR

Category TRANSIT

Scope DESIGN, ENV REVIEW, AND FINANCIAL PLAN FOR
 RAIL AND BUS SERVICE EXPANSION WITH
 PARKING FACILITIES

Strategy ALL TIERS

Phase	Year	Funding	Program		
Other	2019	2,000,000	FTA5307_NHDOT		
Other	2020	2,000,000	FTA5307_NHDOT		
Total		\$4,000,000			
				Previous Funding	\$0
				Current TYP Funding	\$4,000,000
				Future Funding Required	\$0
				Total Project Cost	\$4,000,000

Comments None

NASHUA-MERRIMACK (41097)

Route/Road F. E. EVERETT TURNPIKE

Category INTERSTATE MAINTENANCE

Scope CENTRAL TURNPIKE RESURFACING: FEET MM 5.6
 TO 9.1, EXIT 10 AND 11 RAMPS

Strategy TIER 1

Phase	Year	Funding	Program		
Construction	2019	3,589,250	TRR *		
Total		\$3,589,250			
				Previous Funding	\$10,000
				Current TYP Funding	\$3,589,250
				Future Funding Required	\$0
				Total Project Cost	\$3,599,250

Comments None

2019 - 2028 Ten Year Plan

NEW BOSTON (14771)

Route/Road GREGG MILL ROAD

Category BRIDGES

Scope BRIDGE REPLACEMENT GREGG MILL RD OVER
 SOUTH BRANCH PISCATAQUOG RIVER - BR.
 #132/138

Strategy TIER 5

Phase	Year	Funding	Program
Preliminary Engineering	2026	134,548	SAB *
Right of Way	2026	6,116	SAB *
Construction	2026	807,289	SAB *
Total		\$947,953	
			Previous Funding
			\$0
			Current TYP Funding
			\$947,953
			Future Funding Required
			\$0
			Total Project Cost
			\$947,953

Comments None

NEW BOSTON (27729)

Route/Road NH ROUTE 13

Category BRIDGES

Scope CULVERT REPLACEMENT FOR RED LIST BRIDGE
 CARRYING NH 13 OVER COCHRANE BROOK (BR NO
 122/120)

Strategy TIER 3

Phase	Year	Funding	Program
Preliminary Engineering	2023	170,126	Bridg-T3-4-Rehab-Rcn
Preliminary Engineering	2024	232,618	Bridg-T3-4-Rehab-Rcn
Construction	2025	1,192,751	Bridg-T3-4-Rehab-Rcn
Total		\$1,595,495	
			Previous Funding
			\$0
			Current TYP Funding
			\$1,595,495
			Future Funding Required
			\$0
			Total Project Cost
			\$1,595,495

Comments None

NEW CASTLE - RYE (16127)

Route/Road NH 1B

Category RED LIST BRIDGES

Scope BRIDGE REPLACE, SINGLE LEAF BASCULE BRIDGE,
 NH 1B OVER LITTLE HARBOR (RED LIST) BR NO
 066/071

Strategy TIER 3

Phase	Year	Funding	Program		
Construction	2019	4,510,000	Bridg-HIB-Rehab-Rcn		
Construction	2020	4,399,395	Bridg-HIB-Rehab-Rcn		
Total		\$8,909,395		Previous Funding	\$8,064,210
				Current TYP Funding	\$8,909,395
				Future Funding Required	\$0
				Total Project Cost	\$16,973,605

Comments None

NEW CASTLE-RYE (41713)

Route/Road NH 1A & 1B

Category ROADSIDE

Scope BICYCLE AND PEDESTRAIN SAFETY
 ACCOMMODATIONSON NH 1A & 1B.

Strategy TIER 2

Phase	Year	Funding	Program		
Preliminary Engineering	2028	280,000	None-Other		
Right of Way	2028	140,000	None-Other		
Construction	2028	2,380,000	None-Other		
Total		\$2,800,000		Previous Funding	\$0
				Current TYP Funding	\$2,800,000
				Future Funding Required	\$0
				Total Project Cost	\$2,800,000

Comments None

2019 - 2028 Ten Year Plan

3/20/2018

NEW HAMPTON (25365)

Route/Road SMITH CROSSING

Category RED LIST BRIDGES

Scope REMOVAL OF BRIDGE CARRYING SMITH
 CROSSING OVER NH RAILROAD (240/104) (RED
 LIST)

Strategy TIER 6

Phase	Year	Funding	Program	
Preliminary Engineering	2019	28,201	Bridg-T3-4-Rehab-Rcn	
Preliminary Engineering	2020	57,841	Bridg-T3-4-Rehab-Rcn	
Preliminary Engineering	2021	29,658	Bridg-T3-4-Rehab-Rcn	
Construction	2025	328,006	Bridg-T3-4-Rehab-Rcn	
Total		\$443,706		
			Previous Funding	\$0
			Current TYP Funding	\$443,706
			Future Funding Required	\$0
			Total Project Cost	\$443,706

Comments None

NEW LONDON (41219)

Route/Road I-89

Category PRESERVATION & MAINTENANCE

Scope RESURFACING FROM EXIT 11 NORTH TO 12A
 INCLUDING THE RAMPS AT EXIT 11 AND 12.

Strategy TIER 1

Phase	Year	Funding	Program	
Construction	2019	902,440	Pave-T1-Resurf	
Total		\$902,440		
			Previous Funding	\$1,213,608
			Current TYP Funding	\$902,440
			Future Funding Required	\$0
			Total Project Cost	\$2,116,048

Comments None

2019 - 2028 Ten Year Plan

3/20/2018

NEWFIELDS - NEWMARKET (28393)

Route/Road NH 108

Category BRIDGES

Scope BRIDGE REHABILITATIONS OVER BMRR BRIDGE
 NUMBERS 127/081 & 125/054

Strategy TIER 2

Phase	Year	Funding	Program		
Construction	2021	2,965,785	Bridg-T1-2-Rehab-Rcn		
Construction	2022	3,041,413	Bridg-T1-2-Rehab-Rcn		
Total		\$6,007,198		Previous Funding	\$121,000
				Current TYP Funding	\$6,007,198
				Future Funding Required	\$0
				Total Project Cost	\$6,128,198

Comments None

NEWINGTON - DOVER (11238Q)

Route/Road NH 16, US 4 & SPAULDING TURNPIKE

Category INDIVIDUAL PROJECTS

Scope RECONSTRUCT SPAULDING TPK FROM LBB TO
 DOVER TOLL BOOTH & EXIT 6 INTERCHANGE
 (INCL. NEW SOUNDWALLS)

Strategy TIER 1

Phase	Year	Funding	Program		
Construction	2019	15,544,921	TPK *		
Construction	2020	14,804,027	TPK *		
Construction	2021	9,569,361	TPK *		
Total		\$39,918,309		Previous Funding	\$28,445,782
				Current TYP Funding	\$39,918,309
				Future Funding Required	\$0
				Total Project Cost	\$68,364,091

Comments None

2019 - 2028 Ten Year Plan

NEWINGTON - DOVER (11238S)

Route/Road SPAULDING TURNPIKE / LITTLE BAY BRIDGES

Category BRIDGES

Scope REMOVE THE SUPERSTRUCTURE OF THE
 GENERAL SULLIVAN BR & PROVIDE COST
 EFFECTIVE BIKE/PED CONNECTION

Strategy TIER 1

Phase	Year	Funding	Program
Construction	2020	5,947,900	TPK *
Construction	2021	12,402,374	TPK *
Construction	2022	10,985,051	TPK *
Construction	2023	2,973,950	TPK *
Total		\$32,309,275	
			Previous Funding
			\$0
			Current TYP Funding
			\$32,309,275
			Future Funding Required
			\$0
			Total Project Cost
			\$32,309,275

Comments None

NEWINGTON (11238U)

Route/Road NH 16 (SPAULDING TURNPIKE)

Category INDIVIDUAL PROJECTS

Scope HIGHWAY AND BRIDGE MAINTENANCE FACILITY
 CONSTRUCTION BETWEEN EXIT 3 AND 4 ALONG
 NH 16 BARELL

Strategy TIER 1

Phase	Year	Funding	Program
Preliminary Engineering	2019	550,000	TPK *
Construction	2020	3,501,995	TPK *
Construction	2021	3,418,741	TPK *
Total		\$7,470,737	
			Previous Funding
			\$0
			Current TYP Funding
			\$7,470,737
			Future Funding Required
			\$0
			Total Project Cost
			\$7,470,737

Comments None

2019 - 2028 Ten Year Plan

3/20/2018

NEWPORT (20006)

Route/Road SAND HILL ROAD

Category RED LIST BRIDGES

Scope SAND HILL ROAD OVER BROOK - BR. #154/129 -
 BRIDGE REPLACEMENT

Strategy TIER 5

Phase	Year	Funding	Program
Preliminary Engineering	2019	18,459	SAB *
Right of Way	2019	2,051	SAB *
Construction	2019	82,040	SAB *
Total		\$102,550	
			Previous Funding
			\$0
			Current TYP Funding
			\$102,550
			Future Funding Required
			\$0
			Total Project Cost
			\$102,550

Comments None

NEWTON (29617)

Route/Road NH 108

Category INDIVIDUAL PROJECTS

Scope IMPROVEMENTS TO ROWE'S CORNER (MAPLE
 AVE, AMESBURY RD)

Strategy TIER 3

Phase	Year	Funding	Program
Preliminary Engineering	2019	169,208	None-Highway
Construction	2022	912,424	None-Highway
Total		\$1,081,631	
			Previous Funding
			\$137,500
			Current TYP Funding
			\$1,081,631
			Future Funding Required
			\$0
			Total Project Cost
			\$1,219,131

Comments None

2019 - 2028 Ten Year Plan

NEWTON (41436)

Route/Road POND STREET

Category INDIVIDUAL PROJECTS

Scope ADDRESS THE RED LIST BRIDGE CARRYING POND STREET OVER PAR IN THE TOWN OF NEWTON (064/107)

Strategy TIER 3

Phase	Year	Funding	Program	
Preliminary Engineering	2023	91,242	Bridg-T3-4-Rehab-Rcn	
Preliminary Engineering	2024	31,190	Bridg-T3-4-Rehab-Rcn	
Preliminary Engineering	2026	131,203	Bridg-T3-4-Rehab-Rcn	
Construction	2028	1,379,792	Bridg-T3-4-Rehab-Rcn	
Total		\$1,633,427		
			Previous Funding	\$0
			Current TYP Funding	\$1,633,427
			Future Funding Required	\$0
			Total Project Cost	\$1,633,427

Comments None

NORTH HAMPTON (24457)

Route/Road US ROUTE 1

Category RED LIST BRIDGES

Scope REPLACE BRIDGE CARRYING US 1 OVER BOSTON & MAINE RR (REDLIST BR NO 148/132)

Strategy TIER 2

Phase	Year	Funding	Program	
Preliminary Engineering	2019	225,610	Bridg-T1-2-Rehab-Rcn	
Preliminary Engineering	2020	86,761	Bridg-T1-2-Rehab-Rcn	
Construction	2021	5,338,413	Bridg-T1-2-Rehab-Rcn	
Total		\$5,650,784		
			Previous Funding	\$1,060,840
			Current TYP Funding	\$5,650,784
			Future Funding Required	\$0
			Total Project Cost	\$6,711,624

Comments None

2019 - 2028 Ten Year Plan

3/20/2018

NORTHFIELD (29756)

Route/Road SANDOGARDY POND ROAD

Category INDIVIDUAL PROJECTS

Scope RECONSTRUCT AND RECLASSIFY SANDOGARDY POND ROAD FROM NH 132 SOUTH 2.24 MILES TO CANTERBURY TOWN LINE

Strategy TIER 3

Phase	Year	Funding	Program		
Construction	2019	1,230,600	SAH *		
Total		\$1,230,600		Previous Funding	\$1,460,000
				Current TYP Funding	\$1,230,600
				Future Funding Required	\$0
				Total Project Cost	\$2,690,600

Comments None

NORTHWOOD (41397)

Route/Road BOW LAKE ROAD

Category BRIDGES

Scope BRIDGE REPLACEMENT-BOW LAKE RD OVER SHELBURNE BROOK-BR. #195/113

Strategy TIER 5

Phase	Year	Funding	Program		
Preliminary Engineering	2019	102,550	SAB *		
Right of Way	2019	5,128	SAB *		
Construction	2019	461,475	SAB *		
Total		\$569,153		Previous Funding	\$0
				Current TYP Funding	\$569,153
				Future Funding Required	\$0
				Total Project Cost	\$569,153

Comments None

NORTHWOOD-NOTTINGHAM (41595)

Route/Road RT 4 & 152

Category INDIVIDUAL PROJECTS

Scope INTERSECTION SAFETY IMPROVEMENTS TO THE
 US 4/NH 152 INTERSECTION

Strategy TIER 2

Phase	Year	Funding	Program
Preliminary Engineering	2028	353,744	None-Highway
Right of Way	2028	141,498	None-Highway
Construction	2028	3,749,689	None-Highway
Total		\$4,244,931	
			Previous Funding
			\$0
			Current TYP Funding
			\$4,244,931
			Future Funding Required
			\$0
			Total Project Cost
			\$4,244,931

Comments None

NOTTINGHAM (40612)

Route/Road NH ROUTE 152

Category RED LIST BRIDGES

Scope BRIDGE REHAB OR REPLACE OF THE RED LIST
 BRIDGE CARRYING NH 152 OVER NORTH RIVER
 (BR NO 141/127)

Strategy TIER 3

Phase	Year	Funding	Program
Preliminary Engineering	2019	205,100	Bridg-T3-4-Rehab-Rcn
Preliminary Engineering	2020	157,748	Bridg-T3-4-Rehab-Rcn
Right of Way	2022	55,298	Bridg-T3-4-Rehab-Rcn
Construction	2024	872,319	Bridg-T3-4-Rehab-Rcn
Total		\$1,290,465	
			Previous Funding
			\$0
			Current TYP Funding
			\$1,290,465
			Future Funding Required
			\$0
			Total Project Cost
			\$1,290,465

Comments None

2019 - 2028 Ten Year Plan

3/20/2018

ORFORD (40366)

Route/Road NH ROUTE 25A

Category RED LIST BRIDGES

Scope BRIDGE REPLACEMENT IS ANTICIPATED FOR THE BRIDGE CARRYING NH ROUTE 25A OVER BRACKETT BROOK (217/112)

Strategy TIER 3

Phase	Year	Funding	Program
Preliminary Engineering	2019	112,805	Bridg-T3-4-Rehab-Rcn
Preliminary Engineering	2020	115,682	Bridg-T3-4-Rehab-Rcn
Construction	2021	2,372,628	Bridg-T3-4-Rehab-Rcn
Total		\$2,601,115	
			Previous Funding
			\$275,000
			Current TYP Funding
			\$2,601,115
			Future Funding Required
			\$0
			Total Project Cost
			\$2,876,115

Comments None

ORFORD (41151)

Route/Road ARCHERTOWN ROAD

Category BRIDGES

Scope BRIDGE REPLACEMENT -ARCHERTOWN ROAD OVER JACOBS BROOK-BR. NO. 080/120

Strategy TIER 5

Phase	Year	Funding	Program
Preliminary Engineering	2021	161,770	SAB *
Right of Way	2021	10,785	SAB *
Construction	2021	1,164,745	SAB *
Total		\$1,337,299	
			Previous Funding
			\$0
			Current TYP Funding
			\$1,337,299
			Future Funding Required
			\$0
			Total Project Cost
			\$1,337,299

Comments None

ORFORD (41390)

Route/Road NH ROUTE 25A

Category RED LIST BRIDGES

Scope BRIDGE REHAB OR REPLACEMENT OF THE
 BRIDGE CARRYING NH ROUTE 25A OVER BAKER
 POND BROOK (219/112)

Strategy TIER 3

Phase	Year	Funding	Program	
Preliminary Engineering	2021	118,631	Bridg-T3-4-Rehab-Rcn	
Preliminary Engineering	2022	243,313	Bridg-T3-4-Rehab-Rcn	
Right of Way	2024	19,191	Bridg-T3-4-Rehab-Rcn	
Construction	2026	1,345,482	Bridg-T3-4-Rehab-Rcn	
Total		\$1,726,618		
			Previous Funding	\$0
			Current TYP Funding	\$1,726,618
			Future Funding Required	\$0
			Total Project Cost	\$1,726,618

Comments None

OSSIPEE (10431)

Route/Road NH 16

Category INDIVIDUAL PROJECTS

Scope PAVEMENT REHABILITATION ALONG NH 16 FROM
 NH 28 NORTHERLY 1.1 MILES.

Strategy TIER 2

Phase	Year	Funding	Program	
Preliminary Engineering	2019	56,403	None-Highway	
Right of Way	2019	56,403	None-Highway	
Construction	2019	3,158,540	None-Highway	
Total		\$3,271,345		
			Previous Funding	\$1,609,439
			Current TYP Funding	\$3,271,345
			Future Funding Required	\$0
			Total Project Cost	\$4,880,784

Comments None

2019 - 2028 Ten Year Plan

3/20/2018

OSSIPEE (13910)

Route/Road NH 16, NH 25, NH 41

Category INDIVIDUAL PROJECTS

Scope INTERSECTION IMPROVEMENTS AT NH 41 WITH NH 16 INCLUDING NH 25.

Strategy TIER 2

Phase	Year	Funding	Program		
Construction	2019	1,692,075	None-Highway		
		Total	\$1,692,075	Previous Funding	\$742,500
				Current TYP Funding	\$1,692,075
				Future Funding Required	\$0
				Total Project Cost	\$2,434,575

Comments None

OSSIPEE (14749)

Route/Road NH 16 / NH 25

Category RED LIST BRIDGES

Scope NH 16/NH 25; REPLACE THREE RED LIST BRIDGES, 137/299, 137/297, 152/268 & RESURFACE APPROX 3.2 MILES.

Strategy TIER 2

Phase	Year	Funding	Program		
Construction	2019	2,256,100	Bridg-T1-2-Rehab-Rcn		
Construction	2020	4,732,426	Bridg-T1-2-Rehab-Rcn		
Construction	2020	1,677,382	Pave-T2-Rehab		
Construction	2021	1,720,155	Pave-T2-Rehab		
		Total	\$10,386,064	Previous Funding	\$7,266,255
				Current TYP Funding	\$10,386,064
				Future Funding Required	\$0
				Total Project Cost	\$17,652,318

Comments None

PELHAM (16145)

Route/Road MAIN STREET

Category RED LIST BRIDGES

Scope MAIN ST OVER BEAVER BROOK - BR
REPLACEMENT (BR. NO. 110/090) AND CULV
REPLACEMENT (BR. NO. 111/090)

Strategy TIER 4

Phase	Year	Funding	Program
Preliminary Engineering	2019	112,805	Bridg-T3-4-Rehab-Rcn
Preliminary Engineering	2020	80,977	Bridg-T3-4-Rehab-Rcn
Preliminary Engineering	2021	77,110	Bridg-T3-4-Rehab-Rcn
Preliminary Engineering	2022	69,952	Bridg-T3-4-Rehab-Rcn
Preliminary Engineering	2023	26,199	Bridg-T3-4-Rehab-Rcn
Right of Way	2022	51,704	Bridg-T3-4-Rehab-Rcn
Construction	2023	2,064,190	Bridg-T3-4-Rehab-Rcn
Total		\$2,482,939	
			Previous Funding \$92,012
			Current TYP Funding \$2,482,939
			Future Funding Required \$0
			Total Project Cost \$2,574,950

Comments None

PELHAM (26762)

Route/Road WILLOW STREET OVER BEAVER BROOK

Category BRIDGES

Scope BRIDGE REPLACEMENT-WILLOW ST OVER BEAVER
BROOK-BR. #105/069

Strategy TIER 5

Phase	Year	Funding	Program
Preliminary Engineering	2020	291,647	SAB *
Preliminary Engineering	2020	9,553	NON-PAR (other)
Right of Way	2020	21,033	SAB *
Construction	2020	2,065,415	SAB *
Construction	2020	87,806	NON-PAR (other)
Total		\$2,475,454	
			Previous Funding \$0
			Current TYP Funding \$2,475,454
			Future Funding Required \$0
			Total Project Cost \$2,475,454

Comments None

PELHAM (41589)

Route/Road MAMMOUTH RD/SHERBURNE RD

Category INDIVIDUAL PROJECTS

Scope SAFETY AND CAPACITY IMPROVEMENTS TO THE
 NH 128/SHERBURNE ROAD INTERSECTION

Strategy TIER 2

Phase	Year	Funding	Program
Preliminary Engineering	2027	137,979	None-Highway
Right of Way	2027	27,596	None-Highway
Construction	2027	1,352,196	None-Highway
Total		\$1,517,771	
			Previous Funding
			\$0
			Current TYP Funding
			\$1,517,771
			Future Funding Required
			\$0
			Total Project Cost
			\$1,517,771

Comments None

PELHAM (41751)

Route/Road NH 128 & SHERBURNE RD

Category MANDATED FEDERAL

Scope INTERSECTION IMPROVEMENTS AT THE
 INTERSECTION OF NH128 & SHERBURNE RD AND
 MAMMOTH & NH111A

Strategy TIER 2

Phase	Year	Funding	Program
Preliminary Engineering	2019	180,000	CMAQ *
Preliminary Engineering	2020	123,060	CMAQ *
Right of Way	2020	153,825	CMAQ *
Construction	2021	1,630,058	CMAQ *
Total		\$2,086,943	
			Previous Funding
			\$0
			Current TYP Funding
			\$2,086,943
			Future Funding Required
			\$0
			Total Project Cost
			\$2,086,943

Comments None

PETERBOROUGH (14772A)

Route/Road US 202

Category INDIVIDUAL PROJECTS

Scope RECONSTRUCT US ROUTE 202 @ MAIN STREET INTERSECTION INCLUDING BOULDER RETAINING WALL STABILIZATION

Strategy TIER 2

Phase	Year	Funding	Program		
Construction	2019	3,589,250	Other Fed Aid		
Total		\$3,589,250		Previous Funding	\$540,333
				Current TYP Funding	\$3,589,250
				Future Funding Required	\$0
				Total Project Cost	\$4,129,583

Comments None

PETERBOROUGH (14933)

Route/Road MAIN STREET

Category RED LIST BRIDGES

Scope MAIN STREET BRIDGE REPLACEMENT OVER CONTOOCCOOK RIVER - 092/089 {RED LIST}

Strategy TIER 5

Phase	Year	Funding	Program		
Construction	2019	4,399,362	MOBRR *		
Construction	2020	525,825	MOBRR *		
Total		\$4,925,187		Previous Funding	\$545,000
				Current TYP Funding	\$4,925,187
				Future Funding Required	\$0
				Total Project Cost	\$5,470,187

Comments None

PETERBOROUGH (15879)

Route/Road US 202 / NH 101

Category RED LIST BRIDGES

Scope BRIDGE REPLACEMENT AND WIDENING FOR TCP, US 202 & NH 101 OVER CONTOOCCOOK RIVER (RED LIST)

Strategy TIER 2

Phase	Year	Funding	Program		
Construction	2020	2,313,631	Bridg-T1-2-Rehab-Rcn		
Construction	2021	2,372,628	Bridg-T1-2-Rehab-Rcn		
Total		\$4,686,259		Previous Funding	\$962,089
				Current TYP Funding	\$4,686,259
				Future Funding Required	\$0
				Total Project Cost	\$5,648,348

Comments None

2019 - 2028 Ten Year Plan

PETERBOROUGH (27712)

Route/Road US ROUTE 202 AND NH ROUTE 123

Category RED LIST BRIDGES

Scope BRIDGE REPLACEMENT OF BRIDGE CARRYING US
 202 AND NH 123 OVER CONTOOCOOK RIVER
 (108/116)

Strategy TIER 2

Phase	Year	Funding	Program
Preliminary Engineering	2019	169,208	Bridg-T1-2-Rehab-Rcn
Preliminary Engineering	2020	231,363	Bridg-T1-2-Rehab-Rcn
Preliminary Engineering	2021	237,263	Bridg-T1-2-Rehab-Rcn
Preliminary Engineering	2022	243,313	Bridg-T1-2-Rehab-Rcn
Preliminary Engineering	2023	124,759	Bridg-T1-2-Rehab-Rcn
Preliminary Engineering	2024	127,940	Bridg-T1-2-Rehab-Rcn
Right of Way	2022	243,313	Bridg-T1-2-Rehab-Rcn
Construction	2025	6,560,128	Bridg-T1-2-Rehab-Rcn
Total		\$7,937,287	
		Previous Funding	\$0
		Current TYP Funding	\$7,937,287
		Future Funding Required	\$0
		Total Project Cost	\$7,937,287

Comments None

2019 - 2028 Ten Year Plan

3/20/2018

PLAISTOW - KINGSTON (10044E)

Route/Road NH 125

Category INDIVIDUAL PROJECTS

Scope RECONSTRUCT NH 125: ANTICIPATED 3 LANES,
 FROM SOUTH OF TOWN LINE NORTHERLY
 APPROX 1.8 MI

Strategy TIER 2

Phase	Year	Funding	Program
Preliminary Engineering	2019	28,201	Other Fed Aid
Preliminary Engineering	2020	28,920	Other Fed Aid
Preliminary Engineering	2021	29,658	Other Fed Aid
Preliminary Engineering	2022	30,414	Other Fed Aid
Right of Way	2019	1,833,081	Other Fed Aid
Right of Way	2020	28,920	Other Fed Aid
Right of Way	2021	29,658	Other Fed Aid
Right of Way	2022	30,414	Other Fed Aid
Construction	2023	10,234,203	Other Fed Aid
Construction	2024	8,120,452	Other Fed Aid
Total		\$20,393,922	
			Previous Funding
			\$2,607,000
			Current TYP Funding
			\$20,393,922
			Future Funding Required
			\$0
			Total Project Cost
			\$23,000,922

Comments None

PLAISTOW (40641)

Route/Road NH 121A / MAIN STREET

Category INDIVIDUAL PROJECTS

Scope TRAFFIC CALMING AND SAFETY IMPROVEMENTS

Strategy TIER 3

Phase	Year	Funding	Program
Preliminary Engineering	2020	56,403	None-Highway
Preliminary Engineering	2021	46,273	None-Highway
Right of Way	2023	54,745	None-Highway
Construction	2025	1,003,700	None-Highway
Total		\$1,161,120	
			Previous Funding
			\$0
			Current TYP Funding
			\$1,161,120
			Future Funding Required
			\$0
			Total Project Cost
			\$1,161,120

Comments None

2019 - 2028 Ten Year Plan

3/20/2018

PLAISTOW (40645)

Route/Road NH 125

Category INDIVIDUAL PROJECTS

Scope SIGNAL COORDINATION AND CONTROL ALONG
 CORRIDOR FROM MASS S/L TO OLD COUNTY
 ROAD

Strategy TIER 2

Phase	Year	Funding	Program
Preliminary Engineering	2023	100,680	None-Highway
Right of Way	2025	52,743	None-Highway
Construction	2026	922,328	None-Highway
Total		\$1,075,752	
			Previous Funding
			\$0
			Current TYP Funding
			\$1,075,752
			Future Funding Required
			\$0
			Total Project Cost
			\$1,075,752

Comments None

PLYMOUTH (41583)

Route/Road HIGHLAND ST

Category INDIVIDUAL PROJECTS

Scope RECONSTRUCTION & INTERSECTION
 IMPROVEMENTS TO HIGHLAND STREET

Strategy TIER 5

Phase	Year	Funding	Program
Preliminary Engineering	2022	77,868	None-Highway
Right of Way	2024	12,476	None-Highway
Construction	2025	1,346,720	None-Highway
Total		\$1,437,064	
			Previous Funding
			\$0
			Current TYP Funding
			\$1,437,064
			Future Funding Required
			\$0
			Total Project Cost
			\$1,437,064

Comments None

PORTSMOUTH, NH - KITTERY, ME (15731)

Route/Road US 1 BYPASS

Category RED LIST BRIDGES

Scope BRIDGE REPLACEMENT, US 1 BYPASS OVER
 PISCATAQUA RIVER (SARAH MILDRED LONG
 BRIDGE) (RED LIST)

Strategy TIER 2

Phase	Year	Funding	Program		
Right of Way	2019	6,204,275	Bridg-HIB-Rehab-Rcn		
Total		\$6,204,275		Previous Funding	\$208,337,435
				Current TYP Funding	\$6,204,275
				Future Funding Required	\$0
				Total Project Cost	\$214,541,710

Comments None

PORTSMOUTH, NH - KITTERY, ME (16189)

Route/Road I-95

Category BRIDGES

Scope REHABILITATION OF BRIDGE OVER PISCATAQUA
 RIVER (HIGH LEVEL BRIDGE)

Strategy TIER 1

Phase	Year	Funding	Program		
Construction	2019	5,700,000	TRR *		
Construction	2020	5,700,000	TRR *		
Construction	2021	1,800,000	TRR *		
Total		\$13,200,000		Previous Funding	\$12,308,025
				Current TYP Funding	\$13,200,000
				Future Funding Required	\$0
				Total Project Cost	\$25,508,025

Comments None

2019 - 2028 Ten Year Plan

3/20/2018

PORTSMOUTH (29640)

Route/Road US 1

Category INDIVIDUAL PROJECTS

Scope US RTE 1 IMPROVEMENTS (1 MI.) FROM
 CONSTITUTION DR TO WILSON RD AND FROM
 OCEAN RD TO WHITE CEDAR DR

Strategy TIER 1

Phase	Year	Funding	Program
Preliminary Engineering	2019	564,025	None-Highway
Preliminary Engineering	2020	313,497	None-Highway
Right of Way	2019	564,025	None-Highway
Right of Way	2020	1,459,901	None-Highway
Construction	2022	4,965,238	None-Highway
Total		\$7,866,685	
			Previous Funding
			\$495,000
			Current TYP Funding
			\$7,866,685
			Future Funding Required
			\$0
			Total Project Cost
			\$8,361,685

Comments None

PORTSMOUTH (40562)

Route/Road PORTSMOUTH INTERNATIONAL AIRPORT

Category AIRPORT

Scope PRESERVATION, MODERNIZATION, AND/OR
 EXPANSION OF AIRPORT FACILITIES; PLANNING
 STUDIES.

Strategy ALL TIERS

Phase	Year	Funding	Program
Other	2019	2,142,795	Airport Improvement
Other	2020	16,195,414	Airport Improvement
Other	2021	11,970,987	Airport Improvement
Other	2022	1,228,853	Airport Improvement
Other	2023	1,260,189	Airport Improvement
Other	2024	5,815,459	Airport Improvement
Other	2025	5,963,753	Airport Improvement
Other	2026	7,033,203	Airport Improvement
Other	2027	6,271,782	Airport Improvement
Other	2028	900,440	Airport Improvement
Total		\$58,782,876	
			Previous Funding
			\$0
			Current TYP Funding
			\$58,782,876
			Future Funding Required
			\$0
			Total Project Cost
			\$58,782,876

Comments None

PORTSMOUTH (40642)

Route/Road MAPLEWOOD AVENUE

Category INDIVIDUAL PROJECTS

Scope COMPLETE STREETS IMPROVEMENTS ON
 MAPLEWOOD AVENUE FROM CONGRESS STREET
 TO VAUGHAN STREET

Strategy TIER 5

Phase	Year	Funding	Program	
Preliminary Engineering	2020	33,841	None-Highway	
Preliminary Engineering	2021	32,969	None-Highway	
Right of Way	2023	35,585	None-Highway	
Construction	2025	652,405	None-Highway	
Total		\$754,800		
			Previous Funding	\$0
			Current TYP Funding	\$754,800
			Future Funding Required	\$0
			Total Project Cost	\$754,800

Comments None

PORTSMOUTH (40644)

Route/Road MARKET STREET - RR

Category INDIVIDUAL PROJECTS

Scope RAILROAD CROSSING UPGRADE ON MARKET
 STREET

Strategy TIER 5

Phase	Year	Funding	Program	
Preliminary Engineering	2023	86,084	None-Highway	
Right of Way	2025	45,265	None-Highway	
Construction	2026	789,125	None-Highway	
Total		\$920,474		
			Previous Funding	\$0
			Current TYP Funding	\$920,474
			Future Funding Required	\$0
			Total Project Cost	\$920,474

Comments None

PORTSMOUTH (41752)

Route/Road NA

Category MANDATED FEDERAL

Scope ADD A MULTI-USE PATH FOR BIKE/PEDALONG
 ELWYN RD EXTENDING FROM RT1 TO HARDING
 RD.

Strategy TIER 6

Phase	Year	Funding	Program	
Preliminary Engineering	2019	45,000	CMAQ *	
Preliminary Engineering	2020	30,765	CMAQ *	
Right of Way	2020	76,913	CMAQ *	
Construction	2020	871,675	CMAQ *	
Total		\$1,024,353		
			Previous Funding	\$0
			Current TYP Funding	\$1,024,353
			Future Funding Required	\$0
			Total Project Cost	\$1,024,353

Comments None

RICHMOND (29055)

Route/Road WHIPPLE HILL RD OVER ROARING BROOK

Category BRIDGES

Scope BRIDGE REPLACEMENT-WHIPPLE HILL RD OVER
 ROARING BROOK-BR. #065/083

Strategy TIER 5

Phase	Year	Funding	Program	
Preliminary Engineering	2021	217,581	SAB *	
Right of Way	2021	5,392	SAB *	
Construction	2021	1,227,565	SAB *	
Total		\$1,450,539		
			Previous Funding	\$0
			Current TYP Funding	\$1,450,539
			Future Funding Required	\$0
			Total Project Cost	\$1,450,539

Comments None

2019 - 2028 Ten Year Plan

3/20/2018

RICHMOND (29056)

Route/Road TULLY BROOK RD OVER TULLY BROOK

Category RED LIST BRIDGES

Scope BRIDGE REHAB-TULLY BROOK RD OVER TULLY
 BROOK-BR. #155/066

Strategy TIER 5

Phase	Year	Funding	Program	
Preliminary Engineering	2022	107,832	SAB *	
Right of Way	2022	5,530	SAB *	
Construction	2022	605,518	SAB *	
Total		\$718,879		
			Previous Funding	\$0
			Current TYP Funding	\$718,879
			Future Funding Required	\$0
			Total Project Cost	\$718,879

Comments None

RINDGE (22652)

Route/Road WELLINGTON RD

Category RED LIST BRIDGES

Scope BRIDGE REPLACEMENT-WELLINGTON ROAD OVER
 CONVERSEVILLE BROOK-BR. #154/069

Strategy TIER 5

Phase	Year	Funding	Program	
Preliminary Engineering	2020	110,423	SAB *	
Right of Way	2020	10,517	SAB *	
Construction	2020	646,765	SAB *	
Total		\$767,705		
			Previous Funding	\$0
			Current TYP Funding	\$767,705
			Future Funding Required	\$0
			Total Project Cost	\$767,705

Comments None

2019 - 2028 Ten Year Plan

3/20/2018

ROCHESTER (40575)

Route/Road SKYHAVEN AIRPORT

Category AIRPORT

Scope PRESERVATION, MODERNIZATION, AND/OR
 EXPANSION OF AIRPORT FACILITIES; PLANNING
 STUDIES.

Strategy ALL TIERS

Phase	Year	Funding	Program
Other	2019	398,806	Airport Improvement
Other	2020	1,752,751	Airport Improvement
Other	2021	95,864	Airport Improvement
Other	2022	368,656	Airport Improvement
Other	2023	630,095	Airport Improvement
Other	2024	323,081	Airport Improvement
Other	2025	1,325,278	Airport Improvement
Other	2026	203,861	Airport Improvement
Other	2027	313,589	Airport Improvement
Other	2028	385,903	Airport Improvement
Total		\$5,797,884	
			Previous Funding
			Current TYP Funding
			Future Funding Required
			Total Project Cost
			\$0
			\$5,797,884
			\$0
			\$5,797,884

Comments None

ROCHESTER (40647)

Route/Road NH 125 AND LOWELL STREET

Category INDIVIDUAL PROJECTS

Scope INTERSECTION SAFETY IMPROVEMENTS AT THIS 5
 WAY INTERSECTION

Strategy TIER 5

Phase	Year	Funding	Program
Preliminary Engineering	2023	199,614	None-Highway
Right of Way	2025	104,962	None-Highway
Construction	2026	1,829,856	None-Highway
Total		\$2,134,432	
			Previous Funding
			Current TYP Funding
			Future Funding Required
			Total Project Cost
			\$0
			\$2,134,432
			\$0
			\$2,134,432

Comments None

2019 - 2028 Ten Year Plan

3/20/2018

RUMNEY (27162)

Route/Road BUFFALO ROAD OVER BROOK

Category RED LIST BRIDGES

Scope BRIDGE REPLACEMENT-BUFFALO RD OVER
 BROOK-BR. #093/082

Strategy TIER 5

Phase	Year	Funding	Program	
Preliminary Engineering	2022	88,477	SAB *	
Right of Way	2022	5,530	SAB *	
Construction	2022	403,678	SAB *	
Total		\$497,686		
			Previous Funding	\$0
			Current TYP Funding	\$497,686
			Future Funding Required	\$0
			Total Project Cost	\$497,686

Comments None

SALEM TO MANCHESTER (10418L)

Route/Road I-93

Category I-93 EXPANSION

Scope IMPLEMENT AND PROVIDE OPERATIONAL
 SUPPORT FOR EXPANDED COMMUTER BUS
 SERVICE

Strategy TIER 1

Phase	Year	Funding	Program	
Other	2019	743,488	FTA5307_NHDOT	
Other	2020	762,446	FTA5307_NHDOT	
Total		\$1,505,934		
			Previous Funding	\$17,677,243
			Current TYP Funding	\$1,505,934
			Future Funding Required	\$0
			Total Project Cost	\$19,183,177

Comments None

2019 - 2028 Ten Year Plan

3/20/2018

SALEM TO MANCHESTER (10418T)

Route/Road I-93

Category I-93 EXPANSION

Scope CORRIDOR SERVICE PATROL (SALEM TO MANCHESTER)

Strategy TIER 1

Phase	Year	Funding	Program		
Other	2019	95,884	Other Fed Aid		
Other	2020	11,568	Other Fed Aid		
Total		\$107,452		Previous Funding	\$992,852
				Current TYP Funding	\$107,452
				Future Funding Required	\$0
				Total Project Cost	\$1,100,305

Comments None

SALEM TO MANCHESTER (10418X)

Route/Road I-93

Category I-93 EXPANSION

Scope FINAL DESIGN (PE) AND ROW FOR I-93 SALEM TO MANCHESTER CORRIDOR POST SEPTEMBER 4, 2014

Strategy TIER 1

Phase	Year	Funding	Program		
Other	2019	27,876	Other Fed Aid		
Other	2019	1,538	NON-PAR (dot)		
Total		\$29,415		Previous Funding	\$6,985,863
				Current TYP Funding	\$29,415
				Future Funding Required	\$0
				Total Project Cost	\$7,015,278

Comments None

2019 - 2028 Ten Year Plan

3/20/2018

SALEM TO MANCHESTER (13933A)

Route/Road I-93

Category I-93 EXPANSION

Scope MAINLINE, STATE LINE TO EXIT 1 NB & SB

Strategy TIER 1

Phase	Year	Funding	Program	
Construction	2019	4,060,980	Other Fed Aid	
Construction	2020	11,105,427	Other Fed Aid	
Total		\$15,166,407		
			Previous Funding	\$0
			Current TYP Funding	\$15,166,407
			Future Funding Required	\$0
			Total Project Cost	\$15,166,407

Comments None

SALEM TO MANCHESTER (14633)

Route/Road I-93

Category DEBT SERVICE

Scope DEBT SERVICE PROJECT FOR I-93 CAPACITY
 IMPROVEMENTS - NORTHERN PROJECTS

Strategy TIER 1

Phase	Year	Funding	Program	
Construction	2019	1,348,693	SB367-4-CENTS	
Construction	2020	1,864,483	SB367-4-CENTS	
Construction	2021	2,147,107	SB367-4-CENTS	
Construction	2022	2,195,000	SB367-4-CENTS	
Construction	2023	2,195,000	SB367-4-CENTS	
Construction	2024	2,197,986	SB367-4-CENTS	
Construction	2025	2,192,014	SB367-4-CENTS	
Construction	2026	23,405,706	SB367-4-CENTS	
Construction	2027	23,405,706	SB367-4-CENTS	
Construction	2028	23,405,706	SB367-4-CENTS	
Total		\$84,357,401		
			Previous Funding	\$1,318,380
			Current TYP Funding	\$84,357,401
			Future Funding Required	\$140,434,236
			Total Project Cost	\$226,110,017

Comments None

SALEM TO MANCHESTER (14633B)

Route/Road I-93

Category I-93 EXPANSION

Scope NB & SB MAINLINE, WEIGH STATION TO KENDALL
 POND RD (WINDHAM & DERRY)

Strategy TIER 1

Phase	Year	Funding	Program		
Construction	2019	698,744	Other Fed Aid		
Total		\$698,744		Previous Funding	\$54,001,510
				Current TYP Funding	\$698,744
				Future Funding Required	\$0
				Total Project Cost	\$54,700,254

Comments None

SALEM TO MANCHESTER (14633D)

Route/Road I-93

Category I-93 EXPANSION

Scope EXIT 4 INTERCHANGE, NB & SB MAINLINE & NH 102
 APPROACH WORK

Strategy TIER 1

Phase	Year	Funding	Program		
Construction	2019	1,430,249	Other Fed Aid		
Construction	2020	885,680	Other Fed Aid		
Total		\$2,315,929		Previous Funding	\$65,223,837
				Current TYP Funding	\$2,315,929
				Future Funding Required	\$0
				Total Project Cost	\$67,539,766

Comments None

SALEM TO MANCHESTER (14633H)

Route/Road I-93

Category I-93 EXPANSION

Scope I-93 NB & SB MAINLINE RECONSTRUCTION, EXIT 5
 TO I-293 SPLIT (LONDONDERRY & MANCHESTER)

Strategy TIER 1

Phase	Year	Funding	Program		
Construction	2019	426,990	Other Fed Aid		
Total		\$426,990		Previous Funding	\$48,680,887
				Current TYP Funding	\$426,990
				Future Funding Required	\$0
				Total Project Cost	\$49,107,877

Comments None

2019 - 2028 Ten Year Plan

3/20/2018

SALEM TO MANCHESTER (14633I)

Route/Road I-93

Category I-93 EXPANSION

Scope NB & SB MAINLINE BETWEEN EXITS 4 AND 5
 (LONDONDERRY)

Strategy TIER 1

Phase	Year	Funding	Program		
Construction	2019	575,152	Other Fed Aid		
Total		\$575,152		Previous Funding	\$36,102,538
				Current TYP Funding	\$575,152
				Future Funding Required	\$0
				Total Project Cost	\$36,677,690

Comments None

SALEM TO MANCHESTER (14633J)

Route/Road I-93

Category I-93 EXPANSION

Scope EXIT 1 TO EXIT 5 - CONSTRUCT 4TH LANE
 NORTHBOUND AND SOUTHBOUND

Strategy TIER 1

Phase	Year	Funding	Program		
Construction	2019	5,744,917	TIFIA		
Construction	2019	177,345	Other Fed Aid		
Construction	2020	5,891,413	TIFIA		
Construction	2020	181,868	Other Fed Aid		
Total		\$11,995,543		Previous Funding	\$0
				Current TYP Funding	\$11,995,543
				Future Funding Required	\$0
				Total Project Cost	\$11,995,543

Comments None

2019 - 2028 Ten Year Plan

SALEM TO MANCHESTER (14800A)

Route/Road I-93

Category DEBT SERVICE

Scope MAINLINE, EXIT 1-STA 1130 & NH38 (SALEM),
 BRIDGES 073/063 & 077/063 BOTH RED LIST-DEBT
 SERV 13933D

Strategy TIER 1

Phase	Year	Funding	Program
Construction	2019	852,759	GARVEE Debt Service
Construction	2019	560,448	RZED
Construction	2020	2,486,558	GARVEE Debt Service
Construction	2020	560,448	RZED
Construction	2021	6,410,959	GARVEE Debt Service
Construction	2021	539,572	RZED
Construction	2022	6,406,313	GARVEE Debt Service
Construction	2022	464,358	RZED
Construction	2023	6,396,934	GARVEE Debt Service
Construction	2023	362,483	RZED
Construction	2024	6,370,041	GARVEE Debt Service
Construction	2024	269,079	RZED
Construction	2025	6,368,631	GARVEE Debt Service
Construction	2025	139,025	RZED
Total		\$38,187,608	
			Previous Funding
			\$11,584,417
			Current TYP Funding
			\$38,187,608
			Future Funding Required
			\$0
			Total Project Cost
			\$49,772,025

Comments None

2019 - 2028 Ten Year Plan

SALEM TO MANCHESTER (14800B)

Route/Road I-93

Category DEBT SERVICE

Scope I-93 EXIT 5 INTERCHANGE RECONSTRUCTION
 (LONDONDERRY) - DEBT SERVICE FOR PROJECT
 14633F

Strategy TIER 1

Phase	Year	Funding	Program
Construction	2019	927,885	GARVEE Debt Service
Construction	2019	609,822	RZED
Construction	2020	2,705,617	GARVEE Debt Service
Construction	2020	609,822	RZED
Construction	2021	6,975,745	GARVEE Debt Service
Construction	2021	587,107	RZED
Construction	2022	6,970,689	GARVEE Debt Service
Construction	2022	505,267	RZED
Construction	2023	6,960,485	GARVEE Debt Service
Construction	2023	394,417	RZED
Construction	2024	6,931,223	GARVEE Debt Service
Construction	2024	292,784	RZED
Construction	2025	6,929,688	GARVEE Debt Service
Construction	2025	151,272	RZED
Total		\$41,551,822	
			Previous Funding
			\$14,835,377
			Current TYP Funding
			\$41,551,822
			Future Funding Required
			\$0
			Total Project Cost
			\$56,387,198

Comments None

2019 - 2028 Ten Year Plan

3/20/2018

SALEM TO MANCHESTER (14800C)

Route/Road I-93

Category DEBT SERVICE

Scope EXIT 3 AREA, PROJECT INITIATED TO TRACK GARVEE BOND DEBT SERVICE ATTRIBUTABLE TO THE 13933N PROJECT

Strategy TIER 1

Phase	Year	Funding	Program
Construction	2019	315,986	GARVEE Debt Service
Construction	2019	207,672	RZED
Construction	2020	921,384	GARVEE Debt Service
Construction	2020	207,672	RZED
Construction	2021	2,375,555	GARVEE Debt Service
Construction	2021	199,936	RZED
Construction	2022	2,373,833	GARVEE Debt Service
Construction	2022	172,066	RZED
Construction	2023	2,370,358	GARVEE Debt Service
Construction	2023	134,317	RZED
Construction	2024	2,360,393	GARVEE Debt Service
Construction	2024	99,706	RZED
Construction	2025	2,359,871	GARVEE Debt Service
Construction	2025	51,515	RZED
Total		\$14,150,265	
			Previous Funding \$4,118,544
			Current TYP Funding \$14,150,265
			Future Funding Required \$0
			Total Project Cost \$18,268,809

Comments None

SALEM TO MANCHESTER (14800D)

Route/Road I-93

Category DEBT SERVICE

Scope I-93 EXIT 3 AREA - RECONSTRUCT SB ML, NH111 & SB ON RAMP (WINDHAM) - DEBT SERVICE PROJECT FOR 13933I

Strategy TIER 1

Phase	Year	Funding	Program
Construction	2019	4,260,140	GARVEE-12
Construction	2020	3,109,511	GARVEE-12
Total		\$7,369,651	
			Previous Funding \$28,946,052
			Current TYP Funding \$7,369,651
			Future Funding Required \$0
			Total Project Cost \$36,315,703

Comments None

SALEM TO MANCHESTER (14800E)

Route/Road I-93

Category DEBT SERVICE

Scope I-93 EXIT 2 INTERCHANGE RECONSTRUCTION &
 PELHAM RD - DEBT SERVICE PROJECT FOR 13933E
 (SALEM)

Strategy TIER 1

Phase	Year	Funding	Program		
Construction	2019	5,729,434	GARVEE-12		
Construction	2020	4,181,961	GARVEE-12		
Total		\$9,911,396		Previous Funding	\$36,346,873
				Current TYP Funding	\$9,911,396
				Future Funding Required	\$0
				Total Project Cost	\$46,258,268

Comments None

2019 - 2028 Ten Year Plan

SALEM TO MANCHESTER (14800F)

Route/Road I-93

Category DEBT SERVICE

Scope I-93 EXIT 3 AREA -NB ML CONNECTIONS, NB
 RAMPS & NH 111A RELOCATION - DEBT SERVICE
 PROJECT FOR 13933H

Strategy TIER 1

Phase	Year	Funding	Program
Construction	2019	4,090,193	GARVEE-12
Construction	2019	95,554	GARVEE-11
Construction	2019	62,800	RZED
Construction	2020	2,985,465	GARVEE-12
Construction	2020	278,625	GARVEE-11
Construction	2020	62,800	RZED
Construction	2021	718,363	GARVEE-11
Construction	2021	60,460	RZED
Construction	2022	717,842	GARVEE-11
Construction	2022	52,032	RZED
Construction	2023	716,792	GARVEE-11
Construction	2023	40,617	RZED
Construction	2024	713,778	GARVEE-11
Construction	2024	30,151	RZED
Construction	2025	713,620	GARVEE-11
Construction	2025	15,579	RZED

Total	\$11,354,670	Previous Funding	\$24,366,536
		Current TYP Funding	\$11,354,670
		Future Funding Required	\$0
		Total Project Cost	\$35,721,206

Comments None

2019 - 2028 Ten Year Plan

3/20/2018

SALEM TO MANCHESTER (14800H)

Route/Road I-93

Category DEBT SERVICE

Scope FINAL DESIGN SERVICES FOR PE & ROW - DEBT SERVICE FOR 10418V

Strategy TIER 1

Phase	Year	Funding	Program
Preliminary Engineering	2019	1,278,980	GARVEE-12
Preliminary Engineering	2020	957,343	GARVEE-12
Right of Way	2019	214,592	GARVEE-12
Right of Way	2020	160,626	GARVEE-12
Total		\$2,611,541	
			Previous Funding
			\$9,009,892
			Current TYP Funding
			\$2,611,541
			Future Funding Required
			\$0
			Total Project Cost
			\$11,621,433

Comments None

SALEM (12334)

Route/Road NH 28

Category INDIVIDUAL PROJECTS

Scope RECONSTRUCT DEPOT INTERSECTION NH28 (BROADWAY) AND NH 97 (MAIN STREET) ADD TURN LANES ON NH28 MUPCA

Strategy TIER 5

Phase	Year	Funding	Program
Construction	2019	2,563,750	MUPCA*
Construction	2019	162,561	Ear-NH072
Construction	2020	564,025	Other Fed Aid
Total		\$3,290,336	
			Previous Funding
			\$6,885,000
			Current TYP Funding
			\$3,290,336
			Future Funding Required
			\$0
			Total Project Cost
			\$10,175,335

Comments None

2019 - 2028 Ten Year Plan

3/20/2018

SALEM (15989)

Route/Road SOUTH POLICY STREET

Category BRIDGES

Scope BRIDGE REPLACEMENT- SOUTH POLICY ST OVER
 PORCUPINE BROOK - BR #083/062

Strategy TIER 5

Phase	Year	Funding	Program		
Right of Way	2019	5,128	SAB *		
Construction	2019	613,612	SAB *		
Construction	2019	30,186	NON-PAR (other)		
Total				\$648,925	
				Previous Funding	\$103,517
				Current TYP Funding	\$648,925
				Future Funding Required	\$0
				Total Project Cost	\$752,442

Comments None

SALEM (20228)

Route/Road BLUFF STREET EXT

Category RED LIST BRIDGES

Scope BRIDGE REPLACEMENT - BLUFF ST EXT OVER
 WIDOW HARRIS BROOK - BR. #116/116

Strategy TIER 5

Phase	Year	Funding	Program		
Right of Way	2020	15,775	SAB *		
Construction	2020	686,938	SAB *		
Total				\$702,713	
				Previous Funding	\$140,205
				Current TYP Funding	\$702,713
				Future Funding Required	\$0
				Total Project Cost	\$842,918

Comments None

2019 - 2028 Ten Year Plan

3/20/2018

SALEM (41750)

Route/Road MANCHESTER & LAWRENCE RAIL LINE

Category MANDATED FEDERAL

Scope ADD .3 MILES TO SALEM BIKE-PED CORRIDOR WHICH RUNS ALONG ABANDONED MANCHESTER & LAWRENCE RAIL LINE.

Strategy TIER 6

Phase	Year	Funding	Program
Preliminary Engineering	2019	145,000	CMAQ *
Right of Way	2020	51,275	CMAQ *
Construction	2020	671,703	CMAQ *
Total		\$867,978	
			Previous Funding
			\$0
			Current TYP Funding
			\$867,978
			Future Funding Required
			\$0
			Total Project Cost
			\$867,978

Comments None

SANBORNTON-ASHLAND (41328)

Route/Road I-93

Category PRESERVATION & MAINTENANCE

Scope PAVEMENT PRESERVATION WITH ASSOCIATED EVALUATIONS OF DRAINAGE AND GUARDRAIL I-93 MM 61 TO 75.

Strategy TIER 1

Phase	Year	Funding	Program
Construction	2019	8,996,199	Pave-T1-Resurf
Construction	2019	1,927,950	GRR *
Construction	2020	1,898,218	Pave-T1-Resurf
Construction	2020	751,930	GRR *
Total		\$13,574,297	
			Previous Funding
			\$340,560
			Current TYP Funding
			\$13,574,297
			Future Funding Required
			\$0
			Total Project Cost
			\$13,914,857

Comments None

SANDOWN (41412)

Route/Road PHILLIPS ROAD OVER EXETER RIVER

Category BRIDGES

Scope BRIDGE REPLACEMENT-PHILLIPS ROAD OVER
 EXETER RIVER-BR. #093/109

Strategy TIER 5

Phase	Year	Funding	Program
Preliminary Engineering	2025	101,384	SAB *
Right of Way	2025	5,964	SAB *
Construction	2025	620,230	SAB *
Total		\$727,578	
			Previous Funding
			\$0
			Current TYP Funding
			\$727,578
			Future Funding Required
			\$0
			Total Project Cost
			\$727,578

Comments None

SEABROOK - HAMPTON (15904)

Route/Road NH 1A

Category RED LIST BRIDGES

Scope Reconstruction of the bridge over Hampton River-
 [BRPPI*6601]

Strategy TIER 2

Phase	Year	Funding	Program
Preliminary Engineering	2019	225,610	Bridg-HIB-Rehab-Rcn
Preliminary Engineering	2021	889,736	Bridg-HIB-Rehab-Rcn
Preliminary Engineering	2022	304,141	Bridg-HIB-Rehab-Rcn
Preliminary Engineering	2023	311,897	Bridg-HIB-Rehab-Rcn
Right of Way	2021	593,157	Bridg-HIB-Rehab-Rcn
Construction	2023	6,000,000	Bridg-HIB-Rehab-Rcn
Construction	2024	9,300,000	Bridg-HIB-Rehab-Rcn
Construction	2025	8,055,465	Bridg-HIB-Rehab-Rcn
Construction	2026	13,454,823	Bridg-HIB-Rehab-Rcn
Total		\$39,134,829	
			Previous Funding
			\$777,418
			Current TYP Funding
			\$39,134,829
			Future Funding Required
			\$0
			Total Project Cost
			\$39,912,247

Comments None

2019 - 2028 Ten Year Plan

3/20/2018

SEABROOK (41712)

Route/Road US1

Category INDIVIDUAL PROJECTS

Scope CAPACITY IMPROVEMENTS ON US 1 BETWEEN
 NEW ZEALAND ROAD AND THE HAMPTON FALLS
 TOWN LINE.

Strategy TIER 2

Phase	Year	Funding	Program	
Preliminary Engineering	2019	150,000	NON-PAR (other)	
Preliminary Engineering	2019	150,000	None-Other	
Right of Way	2020	100,000	NON-PAR (other)	
Right of Way	2020	100,000	None-Other	
Construction	2021	1,150,000	NON-PAR (other)	
Construction	2021	1,150,000	None-Other	
Total		\$2,800,000		
			Previous Funding	\$0
			Current TYP Funding	\$2,800,000
			Future Funding Required	\$0
			Total Project Cost	\$2,800,000

Comments Town to provide 50% match

SHELBURNE (40363)

Route/Road US ROUTE 2

Category RED LIST BRIDGES

Scope BRIDGE REHABILITATION OF RED LIST BRIDGE
 CARRYING US ROUTE 2 OVER PEA BROOK (BR NO
 049/089)

Strategy TIER 2

Phase	Year	Funding	Program	
Preliminary Engineering	2019	153,825	Bridg-T1-2-Rehab-Rcn	
Preliminary Engineering	2020	52,583	Bridg-T1-2-Rehab-Rcn	
Preliminary Engineering	2021	107,847	Bridg-T1-2-Rehab-Rcn	
Construction	2022	1,658,952	Bridg-T1-2-Rehab-Rcn	
Total		\$1,973,207		
			Previous Funding	\$0
			Current TYP Funding	\$1,973,207
			Future Funding Required	\$0
			Total Project Cost	\$1,973,207

Comments None

SHELBURNE (40551)

Route/Road NORTH ROAD

Category BRIDGES

Scope BRIDGE REHABILITATION OF THE BRIDGE
 CARRYING NORTH ROAD OVER ANDROSCOGGIN
 RIVER (BR NO 075/113)

Strategy TIER 4

Phase	Year	Funding	Program		
Preliminary Engineering	2019	282,013	Bridg-T3-4-Rehab-Rcn		
Preliminary Engineering	2020	231,363	Bridg-T3-4-Rehab-Rcn		
Preliminary Engineering	2024	255,880	Bridg-T3-4-Rehab-Rcn		
Preliminary Engineering	2025	262,405	Bridg-T3-4-Rehab-Rcn		
Construction	2026	4,440,092	Bridg-T3-4-Rehab-Rcn		
Total		\$5,471,753		Previous Funding	\$0
				Current TYP Funding	\$5,471,753
				Future Funding Required	\$0
				Total Project Cost	\$5,471,753

Comments None

SOMERSWORTH (40646)

Route/Road NH 9 (HIGH STREET), BLACKWATER RD, INDIGO
 HILL RD

Category INDIVIDUAL PROJECTS

Scope INTERSECTION SAFETY IMPROVEMENTS

Strategy TIER 2

Phase	Year	Funding	Program		
Preliminary Engineering	2020	112,805	None-Highway		
Preliminary Engineering	2021	156,170	None-Highway		
Right of Way	2023	142,946	None-Highway		
Construction	2025	2,555,603	None-Highway		
Total		\$2,967,525		Previous Funding	\$0
				Current TYP Funding	\$2,967,525
				Future Funding Required	\$0
				Total Project Cost	\$2,967,525

Comments None

SOMERSWORTH (41363)

Route/Road PORTIONS ON HIGH STREET, MEMORIAL DRIVE, CEMETERY RD.

Category MANDATED FEDERAL

Scope CONST SIDEWALKS ON HIGH ST, MEMORIAL DR, CEMETERY RD, UPGRADE CROSSWALK ACROSS HIGH ST, CONST PATH

Strategy TIER 5

Phase	Year	Funding	Program
Preliminary Engineering	2019	20,510	TA *
Right of Way	2019	30,765	TA *
Construction	2020	916,513	TA *
Total		\$967,788	
			Previous Funding
			\$117,720
			Current TYP Funding
			\$967,788
			Future Funding Required
			\$0
			Total Project Cost
			\$1,085,508

Comments None

SOMERSWORTH (41741)

Route/Road HIGHT STREET / ROUTE 108

Category MANDATED FEDERAL

Scope SIGNAL OPTIMIZATION ON HIGH STREET / ROUTE 108 CORRIDOR

Strategy TIER 2

Phase	Year	Funding	Program
Preliminary Engineering	2019	48,150	CMAQ *
Preliminary Engineering	2020	32,919	CMAQ *
Construction	2020	697,699	CMAQ *
Total		\$778,767	
			Previous Funding
			\$0
			Current TYP Funding
			\$778,767
			Future Funding Required
			\$0
			Total Project Cost
			\$778,767

Comments None

SPRINGFIELD (20509)

Route/Road GEORGES MILLS ROAD

Category BRIDGES

Scope GEORGES MILLS ROAD OVER STAR LAKE OUTLET
 AT INT. OF FISHER CORNER RD - REPLACE TWIN 5'
 DIA. CULVERTS

Strategy TIER 4

Phase	Year	Funding	Program		
Construction	2020	751,930	Bridg-T3-4-Rehab-Rcn		
Total		\$751,930		Previous Funding	\$189,556
				Current TYP Funding	\$751,930
				Future Funding Required	\$0
				Total Project Cost	\$941,486

Comments None

STATE CAPITAL BUDGET MATCH (69009)

Route/Road VARIOUS

Category TRANSIT

Scope STATE MATCHING CAPITAL FUNDS - TRANSIT

Strategy ALL TIERS

Phase	Year	Funding	Program		
Other	2019	470,331	NON-PAR (other)		
Total		\$470,331		Previous Funding	\$900,000
				Current TYP Funding	\$470,331
				Future Funding Required	\$0
				Total Project Cost	\$1,370,331

Comments None

STATEWIDE GUARDRAIL REPAIR (41337)

Route/Road BLUE STAR (I-95), F.E. EVERETT & SPAULDING
 TURNPIKE

Category ROADSIDE

Scope CENTRAL & EASTERN TURNPIKE
 GUARDRAIL/FENCE REPAIR OR NEW
 INSTALLATION AS NEEDED.

Strategy TIER 1

Phase	Year	Funding	Program		
Construction	2019	107,093	NON-PAR (other)		
Total		\$107,093		Previous Funding	\$108,190
				Current TYP Funding	\$107,093
				Future Funding Required	\$0
				Total Project Cost	\$215,284

Comments None

2019 - 2028 Ten Year Plan

3/20/2018

STATEWIDE RPC UPWP CONTRACTS 2018-2019 (41375A)

Route/Road STATEWIDE PLANNING

Category MANDATED FEDERAL

Scope SFY 2018-2019 UNIFIED PLANNING WORK PROGRAM (UPWP) CONTRACTS WITH 9 RPCS (7/1/17-6/30/19)

Strategy ALL TIERS

Phase	Year	Funding	Program		
State Planning Research	2019	2,199,698	SPR1		
Total		\$2,199,698		Previous Funding	\$6,572,280
				Current TYP Funding	\$2,199,698
				Future Funding Required	\$0
				Total Project Cost	\$8,771,978

Comments None

STATEWIDE SPR PART 1 PROGRAM, 2018-2019 (41375)

Route/Road STATEWIDE PLANNING

Category MANDATED FEDERAL

Scope NHDOT SPR PART 1 PROGRAM FOR SFY 2018-2019 FOR NHDOT MANAGED ACTIVITIES (NO RPC CONTRACTS)

Strategy ALL TIERS

Phase	Year	Funding	Program		
State Planning Research	2019	851,678	SPR1		
Total		\$851,678		Previous Funding	\$2,544,652
				Current TYP Funding	\$851,678
				Future Funding Required	\$0
				Total Project Cost	\$3,396,330

Comments None

STATEWIDE STRIPING (TURNPIKES) (41099)

Route/Road I-95, NH 16, US 3, FEET, I-293 AND I-93

Category PRESERVATION & MAINTENANCE

Scope STATEWIDE STRIPING

Strategy ALL TIERS

Phase	Year	Funding	Program		
Construction	2019	379,435	TRR *		
Total		\$379,435		Previous Funding	\$5,000
				Current TYP Funding	\$379,435
				Future Funding Required	\$0
				Total Project Cost	\$384,435

Comments None

STATEWIDE TOLL SERVICES-HNTB (40479)

Route/Road I-95, NH 16, FEET, I-293 AND I-93

Category INDIVIDUAL PROJECTS

Scope ON-CALL TOLL SYSTEM SERVICE
 AGREEMENT-HNTB

Strategy TIER 1

Phase	Year	Funding	Program		
Preliminary Engineering	2019	102,550	None-Other		
Total		\$102,550		Previous Funding	\$550,000
				Current TYP Funding	\$102,550
				Future Funding Required	\$0
				Total Project Cost	\$652,550

Comments None

STATEWIDE, RED LIST BRIDGES (40817)

Route/Road VARIOUS

Category RED LIST BRIDGES

Scope TO REHABILITATE AND RECONSTRUCT STATE RED
 LIST BRIDGES

Strategy ALL TIERS

Phase	Year	Funding	Program		
Preliminary Engineering	2027	413,938	Other Fed Aid		
Preliminary Engineering	2028	424,493	Other Fed Aid		
Right of Way	2027	68,990	Other Fed Aid		
Right of Way	2028	70,749	Other Fed Aid		
Construction	2027	4,945,714	Other Fed Aid		
Construction	2028	4,871,912	Other Fed Aid		
Total		\$10,795,796		Previous Funding	\$0
				Current TYP Funding	\$10,795,796
				Future Funding Required	\$0
				Total Project Cost	\$10,795,796

Comments None

2019 - 2028 Ten Year Plan

3/20/2018

STATEWIDE (28134)

Route/Road DISTRICT 1 HORIZONTAL CURVES

Category ROADSIDE

Scope HORIZONTAL CURVE SIGNING PROJECT - TWO
 LANE ROADS IN D1

Strategy ALL TIERS

Phase	Year	Funding	Program		
Preliminary Engineering	2019	225,610	HSIP *		
Construction	2020	694,089	HSIP *		
Total		\$919,699		Previous Funding	\$0
				Current TYP Funding	\$919,699
				Future Funding Required	\$0
				Total Project Cost	\$919,699

Comments None

STATEWIDE (28139)

Route/Road DISTRICT 6 HORIZONTAL CURVES (URBAN)

Category ROADSIDE

Scope HORIZONTAL CURVE SIGNING PROJECT - TWO
 LANE URBAN ROADS IN D6

Strategy ALL TIERS

Phase	Year	Funding	Program		
Construction	2019	394,818	HSIP *		
Total		\$394,818		Previous Funding	\$165,000
				Current TYP Funding	\$394,818
				Future Funding Required	\$0
				Total Project Cost	\$559,818

Comments None

2019 - 2028 Ten Year Plan

3/20/2018

STATEWIDE (40581)

Route/Road STATEWIDE

Category AIRPORT

Scope PRESERVATION, MODERNIZATION, AND/OR EXPANSION OF AIRPORT FACILITIES; PLANNING STUDIES.

Strategy ALL TIERS

Phase	Year	Funding	Program
Other	2019	112,805	Airport Improvement
Other	2020	116,850	Airport Improvement
Other	2021	161,770	Airport Improvement
Other	2022	165,895	Airport Improvement
Other	2023	170,126	Airport Improvement
Other	2024	775,395	Airport Improvement
Other	2025	178,913	Airport Improvement
Other	2026	183,475	Airport Improvement
Other	2027	188,153	Airport Improvement
Other	2028	192,951	Airport Improvement
Total		\$2,246,333	
			Previous Funding
			Current TYP Funding
			Future Funding Required
			Total Project Cost
			\$0
			\$2,246,333
			\$0
			\$2,246,333

Comments None

STATEWIDE (40841)

Route/Road VARIOUS

Category MANDATED FEDERAL

Scope INSTALLATION OF CENTERLINE AND SHOULDER RUMBLE STRIPES ALONG STATE ROADWAYS.

Strategy ALL TIERS

Phase	Year	Funding	Program
Preliminary Engineering	2019	22,561	HSIP *
Construction	2019	541,464	HSIP *
Total		\$564,025	
			Previous Funding
			Current TYP Funding
			Future Funding Required
			Total Project Cost
			\$0
			\$564,025

Comments None

2019 - 2028 Ten Year Plan

3/20/2018

STATEWIDE (40842)

Route/Road VARIOUS

Category MANDATED FEDERAL

Scope INSTALLATION OF CENTERLINE AND SHOULDER
 RUMBLE STRIPES ALONG STATE ROADWAYS.

Strategy ALL TIERS

Phase	Year	Funding	Program		
Preliminary Engineering	2020	23,136	HSIP *		
Construction	2020	555,271	HSIP *		
Total		\$578,408		Previous Funding	\$0
				Current TYP Funding	\$578,408
				Future Funding Required	\$0
				Total Project Cost	\$578,408

Comments None

STATEWIDE (40843)

Route/Road VARIOUS

Category MANDATED FEDERAL

Scope INSTALLATION OF CENTERLINE AND SHOULDER
 RUMBLE STRIPES ALONG STATE ROADWAYS.

Strategy ALL TIERS

Phase	Year	Funding	Program		
Preliminary Engineering	2021	23,726	HSIP *		
Construction	2021	569,431	HSIP *		
Total		\$593,157		Previous Funding	\$0
				Current TYP Funding	\$593,157
				Future Funding Required	\$0
				Total Project Cost	\$593,157

Comments None

2019 - 2028 Ten Year Plan

3/20/2018

STATEWIDE (40844)

Route/Road VARIOUS

Category MANDATED FEDERAL

Scope INSTALLATION OF CENTERLINE AND SHOULDER
 RUMBLE STRIPES ALONG STATE ROADWAYS.

Strategy ALL TIERS

Phase	Year	Funding	Program		
Preliminary Engineering	2022	24,331	HSIP *		
Construction	2022	583,951	HSIP *		
Total		\$608,283		Previous Funding	\$0
				Current TYP Funding	\$608,283
				Future Funding Required	\$0
				Total Project Cost	\$608,283

Comments None

STATEWIDE (40845)

Route/Road VARIOUS

Category MANDATED FEDERAL

Scope INSTALLATION OF CENTERLINE AND SHOULDER
 RUMBLE STRIPES ALONG STATE ROADWAYS.

Strategy ALL TIERS

Phase	Year	Funding	Program		
Preliminary Engineering	2023	24,952	HSIP *		
Construction	2023	598,842	HSIP *		
Total		\$623,794		Previous Funding	\$0
				Current TYP Funding	\$623,794
				Future Funding Required	\$0
				Total Project Cost	\$623,794

Comments None

STATEWIDE (41327)

Route/Road I-89 AND NH 101 CRACKSEAL 2019

Category PRESERVATION & MAINTENANCE

Scope CRACK SEAL FULL WIDTH I-89 MM 36.3 TO 43.6, NH
 MM 101 102.1 TO 109.4 AND MM 124.6 TO 132.4.

Strategy ALL TIERS

Phase	Year	Funding	Program		
Construction	2019	987,044	Pave-T1-Resurf		
Total		\$987,044		Previous Funding	\$85,140
				Current TYP Funding	\$987,044
				Future Funding Required	\$0
				Total Project Cost	\$1,072,184

Comments None

2019 - 2028 Ten Year Plan

3/20/2018

STATEWIDE (41756)

Route/Road VARIOUS

Category MANDATED FEDERAL

Scope EVALUATE 61+ TRAFFIC CONTROL SIGNALS AND DEVELOP&IMPLEMENT SIGNAL TIMINGS TO IMPROVE TRAFFIC FLOW

Strategy TIER 2

Phase	Year	Funding	Program
Preliminary Engineering	2019	120,000	CMAQ *
Preliminary Engineering	2020	82,040	CMAQ *
Right of Way	2020	102,550	CMAQ *
Total		\$304,590	

Previous Funding	\$0
Current TYP Funding	\$304,590
Future Funding Required	\$0
Total Project Cost	\$304,590

Comments None

STATEWIDE (41863)

Route/Road TURNPIKE

Category INDIVIDUAL PROJECTS

Scope PUBLIC-PRIVATE PARTNERSHIP INFRASTRUCTURE OVERSIGHT COMMISSION FOR CONSULTANT SERVICES

Strategy TIER 1

Phase	Year	Funding	Program
Other	2019	50,000	TPK *
Other	2020	50,000	TPK *
Total		\$100,000	

Previous Funding	\$0
Current TYP Funding	\$100,000
Future Funding Required	\$0
Total Project Cost	\$100,000

Comments None

2019 - 2028 Ten Year Plan

STATEWIDE (WLDLFL)

Route/Road VARIOUS

Category ROADSIDE

Scope NATIVE WILDFLOWER AND LILAC PLANTINGS.
 STATEWIDE

Strategy ALL TIERS

Phase	Year	Funding	Program	
Preliminary Engineering	2019	10,000	NON-PAR (other)	
Preliminary Engineering	2020	10,000	NON-PAR (other)	
Preliminary Engineering	2021	10,000	NON-PAR (other)	
Preliminary Engineering	2022	10,000	NON-PAR (other)	
Preliminary Engineering	2023	10,000	NON-PAR (other)	
Preliminary Engineering	2024	10,000	NON-PAR (other)	
Preliminary Engineering	2025	10,000	NON-PAR (other)	
Preliminary Engineering	2026	10,000	NON-PAR (other)	
Preliminary Engineering	2027	10,000	NON-PAR (other)	
Construction	2019	40,000	NON-PAR (other)	
Construction	2020	40,000	NON-PAR (other)	
Construction	2021	40,000	NON-PAR (other)	
Construction	2022	40,000	NON-PAR (other)	
Construction	2023	40,000	NON-PAR (other)	
Construction	2024	40,000	NON-PAR (other)	
Construction	2025	40,000	NON-PAR (other)	
Construction	2026	40,000	NON-PAR (other)	
Construction	2027	40,000	NON-PAR (other)	
Total		\$450,000	Previous Funding	\$100,000
			Current TYP Funding	\$450,000
			Future Funding Required	\$0
			Total Project Cost	\$550,000

Comments None

STRAFFORD (14790)

Route/Road HUCKINS ROAD

Category BRIDGES

Scope BRIDGE REPLACEMENT

Strategy TIER 5

Phase	Year	Funding	Program	
Preliminary Engineering	2019	56,403	SAB *	
Right of Way	2019	5,128	SAB *	
Construction	2019	251,248	SAB *	
Total		\$312,778		
			Previous Funding	\$0
			Current TYP Funding	\$312,778
			Future Funding Required	\$0
			Total Project Cost	\$312,778

Comments None

STRATHAM (41711)

Route/Road NH108/BUNKER HILL AVENUE

Category INDIVIDUAL PROJECTS

Scope SIGNALIZATION, TURN LANES AND INTERSECTION
 REALIGNMENT AT THE NH108/ BUNKER HILL
 INTERSECTION.

Strategy TIER 2

Phase	Year	Funding	Program	
Preliminary Engineering	2028	130,000	None-Other	
Right of Way	2028	65,000	None-Other	
Construction	2028	1,105,000	None-Other	
Total		\$1,300,000		
			Previous Funding	\$0
			Current TYP Funding	\$1,300,000
			Future Funding Required	\$0
			Total Project Cost	\$1,300,000

Comments None

2019 - 2028 Ten Year Plan

3/20/2018

SURRY (41470)

Route/Road NH 12

Category BRIDGES

Scope ADDRESS BRIDGE CARRYING NH 12 OVER NHRR
 (ABD) IN THE TOWN OF SURRY (082/040)

Strategy TIER 2

Phase	Year	Funding	Program		
Preliminary Engineering	2021	177,947	Bridg-T1-2-Rehab-Rcn		
Construction	2023	935,691	Bridg-T1-2-Rehab-Rcn		
Total		\$1,113,638		Previous Funding	\$0
				Current TYP Funding	\$1,113,638
				Future Funding Required	\$0
				Total Project Cost	\$1,113,638

Comments None

SUTTON - NEW LONDON (40511)

Route/Road I-89

Category INTERSTATE MAINTENANCE

Scope PAVEMENT JOINT NORTH OF EXIT 10 TO
 PAVEMENT JOINT AT EXIT 11. INCLUDES EXIT 11

Strategy TIER 1

Phase	Year	Funding	Program		
Preliminary Engineering	2021	177,947	4R		
Preliminary Engineering	2022	121,657	4R		
Right of Way	2021	59,316	4R		
Right of Way	2022	60,828	4R		
Construction	2023	3,742,762	4R		
Construction	2024	3,838,203	4R		
Total		\$8,000,713		Previous Funding	\$0
				Current TYP Funding	\$8,000,713
				Future Funding Required	\$0
				Total Project Cost	\$8,000,713

Comments None

2019 - 2028 Ten Year Plan

3/20/2018

SUTTON (41466)

Route/Road I-89 NB

Category BRIDGES

Scope BRIDGE REHAB, BRIDGE CARRYING I-89 NB OVER
 NH 114 IN THE TOWN OF SUTTON (109/145)

Strategy TIER 1

Phase	Year	Funding	Program		
Preliminary Engineering	2021	237,263	Bridg-T1-2-Rehab-Rcn		
Preliminary Engineering	2022	121,657	Bridg-T1-2-Rehab-Rcn		
Construction	2023	1,871,381	Bridg-T1-2-Rehab-Rcn		
Total		\$2,230,301		Previous Funding	\$0
				Current TYP Funding	\$2,230,301
				Future Funding Required	\$0
				Total Project Cost	\$2,230,301

Comments None

SWANZEY (27692)

Route/Road NH ROUTE 32

Category RED LIST BRIDGES

Scope BRIDGE REPLACEMENT, BRIDGE CARRYING NH 32
 OVER MARTIN BROOK, 149/072

Strategy TIER 3

Phase	Year	Funding	Program		
Preliminary Engineering	2019	102,550	Bridg-T3-4-Rehab-Rcn		
Preliminary Engineering	2020	105,165	Bridg-T3-4-Rehab-Rcn		
Construction	2022	1,437,759	Bridg-T3-4-Rehab-Rcn		
Total		\$1,645,474		Previous Funding	\$154,800
				Current TYP Funding	\$1,645,474
				Future Funding Required	\$0
				Total Project Cost	\$1,800,274

Comments None

SWANZEY (40485)

Route/Road NH 32

Category MANDATED FEDERAL

Scope STUDY AND IMPLEMENT RECOMMENDATIONS OF
 2013 ROAD SAFETY AUDIT

Strategy TIER 3

Phase	Year	Funding	Program		
Construction	2019	902,440	HSIP *		
Total		\$902,440		Previous Funding	\$176,000
				Current TYP Funding	\$902,440
				Future Funding Required	\$0
				Total Project Cost	\$1,078,440

Comments None

SWANZEY (41403)

Route/Road CHRISTIAN HILL ROAD OVER NHRR

Category BRIDGES

Scope BRIDGE REPLACEMENT-CHRISTIAN HILL ROAD
 OVER NHRR-BR. #098/122

Strategy TIER 5

Phase	Year	Funding	Program		
Preliminary Engineering	2023	215,492	SAB *		
Right of Way	2023	56,709	SAB *		
Construction	2023	1,542,472	SAB *		
Total		\$1,814,673		Previous Funding	\$0
				Current TYP Funding	\$1,814,673
				Future Funding Required	\$0
				Total Project Cost	\$1,814,673

Comments None

2019 - 2028 Ten Year Plan

3/20/2018

TAMWORTH (41434)

Route/Road NH ROUTE 113A

Category RED LIST BRIDGES

Scope ADDRESS RED LIST BRIDGE CARRYING NH 113A
 OVER SWIFT RIVER IN THE TOWN OF TAMWORTH
 (061/091)

Strategy TIER 4

Phase	Year	Funding	Program		
Preliminary Engineering	2021	237,263	Bridg-T3-4-Rehab-Rcn		
Construction	2024	639,700	Bridg-T3-4-Rehab-Rcn		
Construction	2025	656,013	Bridg-T3-4-Rehab-Rcn		
Total				\$1,532,976	
				Previous Funding	\$0
				Current TYP Funding	\$1,532,976
				Future Funding Required	\$0
				Total Project Cost	\$1,532,976

Comments None

THORNTON (40613)

Route/Road NH 49

Category RED LIST BRIDGES

Scope DECK REPLACEMENT AND SCOUR PROTECTION
 FOR THE BRIDGE CARRYING NH 49 OVER MAD
 RIVER (BR NO 239/152)

Strategy TIER 3

Phase	Year	Funding	Program		
Preliminary Engineering	2019	256,375	Bridg-T3-4-Rehab-Rcn		
Preliminary Engineering	2020	210,330	Bridg-T3-4-Rehab-Rcn		
Preliminary Engineering	2021	215,693	Bridg-T3-4-Rehab-Rcn		
Construction	2024	4,652,367	Bridg-T3-4-Rehab-Rcn		
Total				\$5,334,766	
				Previous Funding	\$0
				Current TYP Funding	\$5,334,766
				Future Funding Required	\$0
				Total Project Cost	\$5,334,766

Comments None

2019 - 2028 Ten Year Plan

3/20/2018

TROY (40370)

Route/Road NH ROUTE 12

Category RED LIST BRIDGES

Scope BRIDGE REPLACEMENT OF BRIDGE CARRYING NH
 12 OVER S BRANCH ASHUELOT RIVER (BR NO
 089/114)

Strategy TIER 2

Phase	Year	Funding	Program		
Preliminary Engineering	2019	256,375	Bridg-T1-2-Rehab-Rcn		
Preliminary Engineering	2020	315,495	Bridg-T1-2-Rehab-Rcn		
Right of Way	2021	107,847	Bridg-T1-2-Rehab-Rcn		
Construction	2021	3,235,402	Bridg-T1-2-Rehab-Rcn		
Total		\$3,915,119		Previous Funding	\$412,800
				Current TYP Funding	\$3,915,119
				Future Funding Required	\$0
				Total Project Cost	\$4,327,919

Comments None

TROY (40371)

Route/Road NH ROUTE 12

Category RED LIST BRIDGES

Scope BRIDGE REPLACEMENT OF THE BRIDGE (BR NO
 096/091) CARRYING NH ROUTE 12 OVER NHRR
 (ABD)

Strategy TIER 2

Phase	Year	Funding	Program		
Preliminary Engineering	2019	282,013	Bridg-T1-2-Rehab-Rcn		
Preliminary Engineering	2020	289,204	Bridg-T1-2-Rehab-Rcn		
Preliminary Engineering	2021	118,631	Bridg-T1-2-Rehab-Rcn		
Construction	2021	4,745,256	Bridg-T1-2-Rehab-Rcn		
Total		\$5,435,104		Previous Funding	\$448,800
				Current TYP Funding	\$5,435,104
				Future Funding Required	\$0
				Total Project Cost	\$5,883,904

Comments None

2019 - 2028 Ten Year Plan

VARIOUS (68090J)

Route/Road NH RTAP PROGRAM

Category TRANSIT

Scope 5311 FUNDS: NH RURAL TRANSIT ASSISTANCE PROGRAM (NHRTAP)

Strategy ALL TIERS

Phase	Year	Funding	Program		
Other	2019	71,785	FTA5311		
Other	2020	76,377	FTA5311		
Total		\$148,162		Previous Funding	\$203,200
				Current TYP Funding	\$148,162
				Future Funding Required	\$0
				Total Project Cost	\$351,362

Comments None

WALPOLE - CHARLESTOWN (14747)

Route/Road NH 12

Category INDIVIDUAL PROJECTS

Scope FROM NORTH WALPOLE RECONST TO NH 12A IN CHARLESTOWN, ADD SHOULDERS AND IMPROVE DRAINAGE.

Strategy TIER 2

Phase	Year	Funding	Program		
Construction	2019	5,696,653	Other Fed Aid		
Construction	2020	2,313,631	Other Fed Aid		
Total		\$8,010,284		Previous Funding	\$16,234,506
				Current TYP Funding	\$8,010,284
				Future Funding Required	\$0
				Total Project Cost	\$24,244,790

Comments None

WALPOLE, NH - ROCKINGHAM, VT (41720)

Route/Road BRIDGE STREET

Category RED LIST BRIDGES

Scope VILAS BRIDGE REHABILITATION OVER THE CONNECTICUT RIVER.

Strategy TIER 4

Phase	Year	Funding	Program		
Construction	2028	3,449,480	Bridg-T3-4-Rehab-Rcn		
Total		\$3,449,480		Previous Funding	\$0
				Current TYP Funding	\$3,449,480
				Future Funding Required	\$3,449,480
				Total Project Cost	\$6,898,960

Comments 50% Funding needed from other sources

WARNER - SUTTON (15747)

Route/Road I-89

Category INTERSTATE MAINTENANCE

Scope PAVEMENT REHABILITATION FROM EXIT 9 TO EXIT
 10 (7 MILES)

Strategy TIER 1

Phase	Year	Funding	Program
Preliminary Engineering	2019	169,208	4R
Preliminary Engineering	2020	115,682	4R
Right of Way	2019	56,403	4R
Right of Way	2020	28,920	4R
Construction	2021	9,490,513	4R
Construction	2022	6,487,942	4R
Total		\$16,348,666	
			Previous Funding
			\$0
			Current TYP Funding
			\$16,348,666
			Future Funding Required
			\$0
			Total Project Cost
			\$16,348,666

Comments None

WARNER (15907)

Route/Road NH 127

Category RED LIST BRIDGES

Scope NH 127 OVER WARNER RIVER - BRIDGE
 REPLACEMENT

Strategy TIER 3

Phase	Year	Funding	Program
Construction	2021	1,995,165	Bridg-T3-4-Rehab-Rcn
Total		\$1,995,165	
			Previous Funding
			\$237,600
			Current TYP Funding
			\$1,995,165
			Future Funding Required
			\$0
			Total Project Cost
			\$2,232,765

Comments None

2019 - 2028 Ten Year Plan

3/20/2018

WARNER (40512)

Route/Road I-89

Category INTERSTATE MAINTENANCE

Scope PAVEMENT JOINT SOUTH OF EXIT 8 TO PAVEMENT
 JOINT NORTH OF EXIT 9 INCLUDES EXITS 8 AND 9

Strategy TIER 1

Phase	Year	Funding	Program		
Construction	2019	4,512,200	Pave-T1-Rehab		
Construction	2020	4,627,261	Pave-T1-Rehab		
Total		\$9,139,461		Previous Funding	\$440,000
				Current TYP Funding	\$9,139,461
				Future Funding Required	\$0
				Total Project Cost	\$9,579,461

Comments None

WARNER (40622)

Route/Road NH 103

Category RED LIST BRIDGES

Scope DECK REPLACEMENT FOR THE RED LIST BRIDGE
 CARRYING NH 103 OVER I-89 NB (BR NO 202/136)

Strategy TIER 3

Phase	Year	Funding	Program		
Preliminary Engineering	2020	262,913	Bridg-T3-4-Rehab-Rcn		
Construction	2023	1,134,170	Bridg-T3-4-Rehab-Rcn		
Total		\$1,397,083		Previous Funding	\$0
				Current TYP Funding	\$1,397,083
				Future Funding Required	\$0
				Total Project Cost	\$1,397,083

Comments None

2019 - 2028 Ten Year Plan

WEARE (14338)

Route/Road LULL ROAD OVER PEACOCK BROOK

Category BRIDGES

Scope BRIDGE REPLACEMENT-LULL RD OVER PEACOCK
 BROOK - BR. #082/045

Strategy TIER 5

Phase	Year	Funding	Program
Preliminary Engineering	2024	116,309	SAB *
Right of Way	2024	5,815	SAB *
Construction	2024	220,987	SAB *
Total		\$343,112	
			Previous Funding
			Current TYP Funding
			Future Funding Required
			Total Project Cost
			\$0
			\$343,112
			\$0
			\$343,112

Comments None

WEARE (41471)

Route/Road NH 77

Category BRIDGES

Scope ADDRESS BRIDGE CARRYING NH 77 OVER CANAL 2
 CHOATE BROOK IN THE TOWN OF WEARE
 (159/178)

Strategy TIER 4

Phase	Year	Funding	Program
Preliminary Engineering	2022	121,657	Bridg-T3-4-Rehab-Rcn
Preliminary Engineering	2024	127,940	Bridg-T3-4-Rehab-Rcn
Preliminary Engineering	2026	134,548	Bridg-T3-4-Rehab-Rcn
Preliminary Engineering	2027	275,958	Bridg-T3-4-Rehab-Rcn
Construction	2028	3,537,442	Bridg-T3-4-Rehab-Rcn
Total		\$4,197,545	
			Previous Funding
			Current TYP Funding
			Future Funding Required
			Total Project Cost
			\$0
			\$4,197,545
			\$0
			\$4,197,545

Comments None

2019 - 2028 Ten Year Plan

3/20/2018

WEBSTER (40810)

Route/Road CLOTHESPIN BRIDGE ROAD OVER BLACKWATER RIVER

Category BRIDGES

Scope BRIDGE REPLACEMENT-CLOTHESPIN BRIDGE ROAD OVER BLACKWATER RIVER-BR. #121/103

Strategy TIER 5

Phase	Year	Funding	Program
Preliminary Engineering	2023	260,859	SAB *
Right of Way	2023	17,013	SAB *
Construction	2023	1,814,673	SAB *
Total		\$2,092,544	
			Previous Funding
			\$0
			Current TYP Funding
			\$2,092,544
			Future Funding Required
			\$0
			Total Project Cost
			\$2,092,544

Comments None

WEBSTER (41429)

Route/Road NH ROUTE 127

Category RED LIST BRIDGES

Scope ADDRESS RED LIST BRIDGE CARRYING NH 127 OVER BLACKWATER RIVER IN THE TOWN OF WEBSTER (099/123)

Strategy TIER 3

Phase	Year	Funding	Program
Preliminary Engineering	2021	148,289	Bridg-T3-4-Rehab-Rcn
Preliminary Engineering	2023	343,087	Bridg-T3-4-Rehab-Rcn
Preliminary Engineering	2024	255,880	Bridg-T3-4-Rehab-Rcn
Right of Way	2025	131,203	Bridg-T3-4-Rehab-Rcn
Construction	2026	3,936,077	Bridg-T3-4-Rehab-Rcn
Total		\$4,814,536	
			Previous Funding
			\$0
			Current TYP Funding
			\$4,814,536
			Future Funding Required
			\$0
			Total Project Cost
			\$4,814,536

Comments None

WENTWORTH (40648)

Route/Road FRESCOLN ROAD OVER ROCKY BRANCH

Category BRIDGES

Scope BRIDGE REPLACEMENT-FRESCOLN ROAD OVER
 ROCKY BRANCH-BR. #108/070

Strategy TIER 5

Phase	Year	Funding	Program	
Preliminary Engineering	2020	126,198	SAB *	
Right of Way	2020	10,517	SAB *	
Construction	2020	673,056	SAB *	
Total		\$809,771		
			Previous Funding	\$0
			Current TYP Funding	\$809,771
			Future Funding Required	\$0
			Total Project Cost	\$809,771

Comments None

WHITEFIELD (16025)

Route/Road HAZEN ROAD

Category BRIDGES

Scope BRIDGE REHABILITATION-HAZEN RD OVER JOHNS
 RIVER-BR. #159/098

Strategy TIER 5

Phase	Year	Funding	Program	
Preliminary Engineering	2019	25,638	SAB *	
Right of Way	2019	5,128	SAB *	
Construction	2019	148,698	SAB *	
Total		\$179,463		
			Previous Funding	\$0
			Current TYP Funding	\$179,463
			Future Funding Required	\$0
			Total Project Cost	\$179,463

Comments None

2019 - 2028 Ten Year Plan

3/20/2018

WHITEFIELD (40578)

Route/Road MT. WASHINGTON REGIONAL AIRPORT

Category AIRPORT

Scope PRESERVATION, MODERNIZATION, AND/OR
 EXPANSION OF AIRPORT FACILITIES; PLANNING
 STUDIES.

Strategy ALL TIERS

Phase	Year	Funding	Program	
Other	2019	512,750	Airport Improvement	
Other	2020	350,550	Airport Improvement	
Other	2021	119,830	Airport Improvement	
Other	2022	368,657	Airport Improvement	
Other	2023	252,038	Airport Improvement	
Other	2025	596,375	Airport Improvement	
Other	2027	348,433	Airport Improvement	
Other	2028	643,171	Airport Improvement	
Total		\$3,191,803		
			Previous Funding	\$0
			Current TYP Funding	\$3,191,803
			Future Funding Required	\$0
			Total Project Cost	\$3,191,803

Comments None

WHITEFIELD (41582)

Route/Road LANCASTER RD

Category INDIVIDUAL PROJECTS

Scope ROADWAY RECON & SAFETY IMPROVEMENTS

Strategy TIER 2

Phase	Year	Funding	Program	
Preliminary Engineering	2027	186,272	None-Highway	
Right of Way	2027	6,899	None-Highway	
Construction	2027	3,532,268	None-Highway	
Total		\$3,725,439		
			Previous Funding	\$0
			Current TYP Funding	\$3,725,439
			Future Funding Required	\$0
			Total Project Cost	\$3,725,439

Comments None

2019 - 2028 Ten Year Plan

3/20/2018

WILTON - MILFORD - AMHERST - BEDFORD (13692D)

Route/Road NH 101

Category INDIVIDUAL PROJECTS

Scope TRAFFIC AND SAFETY IMPROVEMENTS
 CONSISTENT WITH THE INTENT OF THE 2002
 CORRIDOR STUDY

Strategy TIER 1

Phase	Year	Funding	Program		
Preliminary Engineering	2019	676,830	Other Fed Aid		
Right of Way	2019	225,170	Other Fed Aid		
Construction	2020	2,481,710	Other Fed Aid		
Construction	2021	4,500,011	Other Fed Aid		
Total		\$7,883,721		Previous Funding	\$880,000
				Current TYP Funding	\$7,883,721
				Future Funding Required	\$0
				Total Project Cost	\$8,763,721

Comments None

WILTON (15768)

Route/Road OLD COUNTY FARM ROAD

Category BRIDGES

Scope BRIDGE REPLACEMENT-OLD COUNTY FARM RD
 OVER BLOOD BROOK-BR. #060/118

Strategy TIER 5

Phase	Year	Funding	Program		
Preliminary Engineering	2025	53,674	SAB *		
Right of Way	2025	5,964	SAB *		
Construction	2025	202,768	SAB *		
Total		\$262,405		Previous Funding	\$0
				Current TYP Funding	\$262,405
				Future Funding Required	\$0
				Total Project Cost	\$262,405

Comments None

2019 - 2028 Ten Year Plan

3/20/2018

WILTON (26201)

Route/Road STAGE COACH ROAD

Category RED LIST BRIDGES

Scope BRIDGE REPLACEMENT-STAGE COACH RD OVER
 BURTON POND-BR. #086/142

Strategy TIER 5

Phase	Year	Funding	Program
Preliminary Engineering	2021	42,060	SAB *
Right of Way	2021	7,010	SAB *
Construction	2021	182,261	SAB *
Total		\$231,331	
			Previous Funding
			\$0
			Current TYP Funding
			\$231,331
			Future Funding Required
			\$0
			Total Project Cost
			\$231,331

Comments None

WINDHAM (40663)

Route/Road NH 111

Category INDIVIDUAL PROJECTS

Scope NH 111 CORRIDOR ENGINEERING STUDY FROM
 WALL ST INTERSECTION TO LEDGE RD /LONDON
 BR RD INTERSECTION

Strategy TIER 2

Phase	Year	Funding	Program
Other	2020	318,124	None-Highway
Total		\$318,124	
			Previous Funding
			\$0
			Current TYP Funding
			\$318,124
			Future Funding Required
			\$0
			Total Project Cost
			\$318,124

Comments None

2019 - 2028 Ten Year Plan

3/20/2018

WINDHAM (40665)

Route/Road NH 28 AND ROULSTON ROAD

Category INDIVIDUAL PROJECTS

Scope INTERSECTION IMPROVEMENTS

Strategy TIER 2

Phase	Year	Funding	Program	
Preliminary Engineering	2023	21,833	None-Highway	
Right of Way	2025	11,480	None-Highway	
Construction	2026	200,141	None-Highway	
Total		\$233,454		
			Previous Funding	\$0
			Current TYP Funding	\$233,454
			Future Funding Required	\$0
			Total Project Cost	\$233,454

Comments None

WOLFEBORO (29615)

Route/Road NH 28

Category INDIVIDUAL PROJECTS

Scope IMPROVEMENTS FROM NH 109 TO ALTON TOWN
 LINE

Strategy TIER 2

Phase	Year	Funding	Program	
Preliminary Engineering	2020	520,567	None-Highway	
Right of Way	2022	608,283	None-Highway	
Construction	2024	8,925,412	None-Highway	
Total		\$10,054,261		
			Previous Funding	\$467,500
			Current TYP Funding	\$10,054,261
			Future Funding Required	\$0
			Total Project Cost	\$10,521,761

Comments None

2019 - 2028 Ten Year Plan

3/20/2018

WOLFEBORO (40617)

Route/Road PLEASANT VALLEY ROAD OVER HEATH BROOK

Category BRIDGES

Scope BRIDGE REPLACEMENT-PLEASANT VALLEY ROAD
 OVER HEATH BROOK-BR. #116/072

Strategy TIER 5

Phase	Year	Funding	Program
Preliminary Engineering	2026	140,664	SAB *
Right of Way	2026	12,232	SAB *
Construction	2026	913,705	SAB *
Total		\$1,066,601	
			Previous Funding
			Current TYP Funding
			Future Funding Required
			Total Project Cost
			\$0
			\$1,066,601
			\$0
			\$1,066,601

Comments None

WOODSTOCK (27713)

Route/Road NH ROUTE 175

Category RED LIST BRIDGES

Scope BRIDGE REHAB OF BRIDGE CARRYING NH 175
 OVER PEMIGEWASSET RIVER (177/148)

Strategy TIER 3

Phase	Year	Funding	Program
Preliminary Engineering	2019	153,825	Bridg-T3-4-Rehab-Rcn
Preliminary Engineering	2020	210,330	Bridg-T3-4-Rehab-Rcn
Preliminary Engineering	2021	107,847	Bridg-T3-4-Rehab-Rcn
Preliminary Engineering	2022	221,194	Bridg-T3-4-Rehab-Rcn
Preliminary Engineering	2023	113,417	Bridg-T3-4-Rehab-Rcn
Preliminary Engineering	2024	232,618	Bridg-T3-4-Rehab-Rcn
Construction	2024	3,489,275	Bridg-T3-4-Rehab-Rcn
Total		\$4,528,506	
			Previous Funding
			Current TYP Funding
			Future Funding Required
			Total Project Cost
			\$0
			\$4,528,506
			\$0
			\$4,528,506

Comments None

2019 - 2028 Ten Year Plan

PROGRAM (STATEWIDE PROGRAMMATIC) (NSTI)

Route/Road NATIONAL SUMMER TRANSPORTATION INSTITUTE

Category INDIVIDUAL PROJECTS

Scope PROGRAMMATIC PROJECT AS A COOPERATIVE PROJECT AGREEMENT (CPA) WITH THE UNIVERSITY OF NEW HAMPSHIRE.

Strategy ALL TIERS

Phase	Year	Funding	Program
Other	2019	20,000	NSTI
Other	2020	20,000	NSTI
Other	2021	20,000	NSTI
Other	2022	20,000	NSTI
Other	2023	20,000	NSTI
Other	2024	20,000	NSTI
Other	2025	20,000	NSTI
Other	2026	20,000	NSTI
Other	2027	20,000	NSTI
Other	2028	20,000	NSTI
Total		200,000.00	

Comments None

PROGRAM (STATEWIDE PROGRAMMATIC) (ADA)

Route/Road VARIOUS

Category ROADSIDE

Scope UPGRADES TO SIDE WALKS, CURB RAMPS, AND SIGNALS TO BE COMPLIANT WITH ADA LAWS.

Strategy ALL TIERS

Phase	Year	Funding	Program
Construction	2019	200,000	ADA-Trans
Construction	2020	200,000	ADA-Trans
Construction	2021	200,000	ADA-Trans
Construction	2022	200,000	ADA-Trans
Construction	2023	200,000	ADA-Trans
Construction	2024	200,000	ADA-Trans
Construction	2025	200,000	ADA-Trans
Construction	2026	200,000	ADA-Trans
Construction	2027	200,000	ADA-Trans
Construction	2028	200,000	ADA-Trans
Total		2,000,000.00	

Comments None

PROGRAM (STATEWIDE PROGRAMMATIC) (BET-BMT-BD)

Route/Road VARIOUS

Category BRIDGES

Scope PRESERVATION OF STATE OWNED BRIDGES

Strategy ALL TIERS

Phase	Year	Funding	Program
Construction	2019	1,500,000	BET-BMT-BD
Construction	2020	1,500,000	BET-BMT-BD
Construction	2021	1,500,000	BET-BMT-BD
Construction	2022	1,500,000	BET-BMT-BD
Construction	2023	1,500,000	BET-BMT-BD
Construction	2024	1,500,000	BET-BMT-BD
Construction	2025	1,500,000	BET-BMT-BD
Construction	2026	1,500,000	BET-BMT-BD
Construction	2027	1,500,000	BET-BMT-BD
Construction	2028	1,500,000	BET-BMT-BD
Total		15,000,000.00	

Comments None

PROGRAM (STATEWIDE PROGRAMMATIC) (BET-BMT-HQ)

Route/Road VARIOUS BRIDGE SITE STATEWIDE

Category BRIDGES

Scope STATEWIDE BETTERMENT PROGRAM FOR BRIDGE PRESERVATION, REHABILITATION AND RECONSTRUCTION

Strategy ALL TIERS

Phase	Year	Funding	Program
Construction	2019	750,000	BET-BMT-HQ
Construction	2020	750,000	BET-BMT-HQ
Construction	2021	750,000	BET-BMT-HQ
Construction	2022	750,000	BET-BMT-HQ
Construction	2023	750,000	BET-BMT-HQ
Construction	2024	750,000	BET-BMT-HQ
Construction	2025	750,000	BET-BMT-HQ
Construction	2026	750,000	BET-BMT-HQ
Construction	2027	750,000	BET-BMT-HQ
Construction	2028	750,000	BET-BMT-HQ
Total		7,500,000.00	

Comments None

2019 - 2028 Ten Year Plan

3/20/2018

PROGRAM (STATEWIDE PROGRAMMATIC) (BET-DRG-HQ)

Route/Road ALL STATE HIGHWAYS

Category ROADSIDE

Scope INCLUDES DRAINAGE STRUCTURE REPAIR OR REPLACEMENT ON ALL STATE HIGHWAYS.

Strategy ALL TIERS

Phase	Year	Funding	Program
Construction	2019	500,000	BET-DRG-HQ
Construction	2020	500,000	BET-DRG-HQ
Construction	2021	500,000	BET-DRG-HQ
Construction	2022	500,000	BET-DRG-HQ
Construction	2023	500,000	BET-DRG-HQ
Construction	2024	500,000	BET-DRG-HQ
Construction	2025	500,000	BET-DRG-HQ
Construction	2026	500,000	BET-DRG-HQ
Construction	2027	500,000	BET-DRG-HQ
Construction	2028	500,000	BET-DRG-HQ
Total		5,000,000.00	

Comments None

PROGRAM (STATEWIDE PROGRAMMATIC) (BET-FA-HQ)

Route/Road BETTERMENT

Category INDIVIDUAL PROJECTS

Scope WORK THAT IS TO BE COMPLETED BY MEANS OF FORCE ACCOUNT INCLUDING SMALL EMERGENCIES & UNPLANNED WORK

Strategy ALL TIERS

Phase	Year	Funding	Program
Construction	2019	1,200,000	BET-FA-HQ
Construction	2020	1,200,000	BET-FA-HQ
Construction	2021	1,200,000	BET-FA-HQ
Construction	2022	1,200,000	BET-FA-HQ
Construction	2023	1,200,000	BET-FA-HQ
Construction	2024	1,200,000	BET-FA-HQ
Construction	2025	1,200,000	BET-FA-HQ
Construction	2026	1,200,000	BET-FA-HQ
Construction	2027	1,200,000	BET-FA-HQ
Construction	2028	1,200,000	BET-FA-HQ
Total		12,000,000.00	

Comments None

PROGRAM (STATEWIDE PROGRAMMATIC) (BET-RL-1)

Route/Road STATE HIGHWAYS IN D1

Category PRESERVATION & MAINTENANCE

Scope PAVEMENT LEVELING OF HIGHWAYS IN ADVANCE OF RESURFACING THE NEXT FISCAL YEAR AND FROST HEAVE DAMAGE

Strategy TIER 1

Phase	Year	Funding	Program
Construction	2019	400,000	BET-RL-1
Construction	2020	400,000	BET-RL-1
Construction	2021	400,000	BET-RL-1
Construction	2022	400,000	BET-RL-1
Construction	2023	400,000	BET-RL-1
Construction	2024	400,000	BET-RL-1
Construction	2025	400,000	BET-RL-1
Construction	2026	400,000	BET-RL-1
Construction	2027	400,000	BET-RL-1
Construction	2028	400,000	BET-RL-1
Total		4,000,000.00	

Comments None

PROGRAM (STATEWIDE PROGRAMMATIC) (BET-RL-2)

Route/Road STATE HIGHWAYS IN D2

Category PRESERVATION & MAINTENANCE

Scope PAVEMENT LEVELING OF HIGHWAYS IN ADVANCE OF RESURFACING THE NEXT FY AND FROST HEAVE DAMAGE IN D

Strategy TIER 1

Phase	Year	Funding	Program
Construction	2019	400,000	BET-RL-2
Construction	2020	400,000	BET-RL-2
Construction	2021	400,000	BET-RL-2
Construction	2022	400,000	BET-RL-2
Construction	2023	400,000	BET-RL-2
Construction	2024	400,000	BET-RL-2
Construction	2025	400,000	BET-RL-2
Construction	2026	400,000	BET-RL-2
Construction	2027	400,000	BET-RL-2
Construction	2028	400,000	BET-RL-2
Total		4,000,000.00	

Comments None

PROGRAM (STATEWIDE PROGRAMMATIC) (BET-RL-3)

Route/Road STATE HIGHWAYS IN D3

Category PRESERVATION & MAINTENANCE

Scope PAVEMENT LEVELING OF HIGHWAYS IN ADVANCE OF RESURFACING THE NEXT FY AND FROST HEAVE DAMAGE IN D3

Strategy TIER 1

Phase	Year	Funding	Program
Construction	2019	400,000	BET-RL-3
Construction	2020	400,000	BET-RL-3
Construction	2021	400,000	BET-RL-3
Construction	2022	400,000	BET-RL-3
Construction	2023	400,000	BET-RL-3
Construction	2024	400,000	BET-RL-3
Construction	2025	400,000	BET-RL-3
Construction	2026	400,000	BET-RL-3
Construction	2027	400,000	BET-RL-3
Construction	2028	400,000	BET-RL-3
Total		4,000,000.00	

Comments None

PROGRAM (STATEWIDE PROGRAMMATIC) (BET-RL-4)

Route/Road STATE HIGHWAYS IN D4

Category PRESERVATION & MAINTENANCE

Scope PAVEMENT LEVELING OF HIGHWAYS IN ADVANCE OF RESURFACING THE NEXT FY AND FROST HEAVE DAMAGE IN D4

Strategy TIER 1

Phase	Year	Funding	Program
Construction	2019	400,000	BET-RL-4
Construction	2020	400,000	BET-RL-4
Construction	2021	400,000	BET-RL-4
Construction	2022	400,000	BET-RL-4
Construction	2023	400,000	BET-RL-4
Construction	2024	400,000	BET-RL-4
Construction	2025	400,000	BET-RL-4
Construction	2026	400,000	BET-RL-4
Construction	2027	400,000	BET-RL-4
Construction	2028	400,000	BET-RL-4
Total		4,000,000.00	

Comments None

2019 - 2028 Ten Year Plan

3/20/2018

PROGRAM (STATEWIDE PROGRAMMATIC) (BET-RL-5)

Route/Road STATE HIGHWAYS IN D5

Category PRESERVATION & MAINTENANCE

Scope PAVEMENT LEVELING OF HIGHWAYS IN ADVANCE OF RESURFACING THE NEXT FY AND FROST HEAVE DAMAGE IN D 5

Strategy TIER 1

Phase	Year	Funding	Program
Construction	2019	400,000	BET-RL-5
Construction	2020	400,000	BET-RL-5
Construction	2021	400,000	BET-RL-5
Construction	2022	400,000	BET-RL-5
Construction	2023	400,000	BET-RL-5
Construction	2024	400,000	BET-RL-5
Construction	2025	400,000	BET-RL-5
Construction	2026	400,000	BET-RL-5
Construction	2027	400,000	BET-RL-5
Construction	2028	400,000	BET-RL-5
Total		4,000,000.00	

Comments None

PROGRAM (STATEWIDE PROGRAMMATIC) (BET-RL-6)

Route/Road STATE HIGHWAYS IN D6

Category PRESERVATION & MAINTENANCE

Scope PAVEMENT LEVELING OF HIGHWAYS IN ADVANCE OF RESURFACING THE NEXT FY AND FROST HEAVE DAMAGE IN D6

Strategy TIER 1

Phase	Year	Funding	Program
Construction	2019	400,000	BET-RL-6
Construction	2020	400,000	BET-RL-6
Construction	2021	400,000	BET-RL-6
Construction	2022	400,000	BET-RL-6
Construction	2023	400,000	BET-RL-6
Construction	2024	400,000	BET-RL-6
Construction	2025	400,000	BET-RL-6
Construction	2026	400,000	BET-RL-6
Construction	2027	400,000	BET-RL-6
Construction	2028	400,000	BET-RL-6
Total		4,000,000.00	

Comments None

2019 - 2028 Ten Year Plan

3/20/2018

PROGRAM (STATEWIDE PROGRAMMATIC) (BET-SEU-HQ)

Route/Road INTERSECTIONS ON STATE HIGHWAYS

Category ROADSIDE

Scope UPGRADING CAPABILITY, MODERNIZING, &
TOADDRESS ADDED PHASING OF TRAFFIC SIGNAL
EQUIP. STATEWIDE

Strategy TIER 1

Phase	Year	Funding	Program
Construction	2019	100,000	BET-SEU-HQ
Construction	2020	100,000	BET-SEU-HQ
Construction	2021	100,000	BET-SEU-HQ
Construction	2022	100,000	BET-SEU-HQ
Construction	2023	100,000	BET-SEU-HQ
Construction	2024	100,000	BET-SEU-HQ
Construction	2025	100,000	BET-SEU-HQ
Construction	2026	100,000	BET-SEU-HQ
Construction	2027	100,000	BET-SEU-HQ
Construction	2028	100,000	BET-SEU-HQ
Total		1,000,000.00	

Comments None

PROGRAM (STATEWIDE PROGRAMMATIC) (BET-STAL-HQ)

Route/Road STATEWIDE HWYS & BRIDGES IN ALL DISTRICTS

Category PRESERVATION & MAINTENANCE

Scope VARIOUS REPAIR PROJECTS THAT ARE
APPROVED THAT DO NOT ORIGINATE IN ANY
OTHER PLANNED BET PROGRAM.

Strategy ALL TIERS

Phase	Year	Funding	Program
Construction	2019	2,500,000	BET-STAL-HQ
Construction	2020	2,500,000	BET-STAL-HQ
Construction	2021	2,500,000	BET-STAL-HQ
Construction	2022	2,500,000	BET-STAL-HQ
Construction	2023	2,500,000	BET-STAL-HQ
Construction	2024	2,500,000	BET-STAL-HQ
Construction	2025	2,500,000	BET-STAL-HQ
Construction	2026	2,500,000	BET-STAL-HQ
Construction	2027	2,500,000	BET-STAL-HQ
Construction	2028	2,500,000	BET-STAL-HQ
Total		25,000,000.00	

Comments None

2019 - 2028 Ten Year Plan

PROGRAM (STATEWIDE PROGRAMMATIC) (BRDG-HIB-M&P)

Route/Road VARIOUS

Category BRIDGES

Scope MAINTENANCE AND PRESERVATION EFFORTS FOR
HIGH INVESTMENT BRIDGES

Strategy ALL TIERS

Phase	Year	Funding	Program
Preliminary Engineering	2019	100,000	Bridg-HIB-Main-Pres
Preliminary Engineering	2020	100,000	Bridg-HIB-Main-Pres
Preliminary Engineering	2021	100,000	Bridg-HIB-Main-Pres
Preliminary Engineering	2022	100,000	Bridg-HIB-Main-Pres
Preliminary Engineering	2023	100,000	Bridg-HIB-Main-Pres
Preliminary Engineering	2024	100,000	Bridg-HIB-Main-Pres
Preliminary Engineering	2025	100,000	Bridg-HIB-Main-Pres
Preliminary Engineering	2026	100,000	Bridg-HIB-Main-Pres
Preliminary Engineering	2027	100,000	Bridg-HIB-Main-Pres
Preliminary Engineering	2028	100,000	Bridg-HIB-Main-Pres
<hr/>			
Right of Way	2019	20,000	Bridg-HIB-Main-Pres
Right of Way	2020	20,000	Bridg-HIB-Main-Pres
Right of Way	2021	20,000	Bridg-HIB-Main-Pres
Right of Way	2022	20,000	Bridg-HIB-Main-Pres
Right of Way	2023	20,000	Bridg-HIB-Main-Pres
Right of Way	2024	20,000	Bridg-HIB-Main-Pres
Right of Way	2025	20,000	Bridg-HIB-Main-Pres
Right of Way	2026	20,000	Bridg-HIB-Main-Pres
Right of Way	2027	20,000	Bridg-HIB-Main-Pres
Right of Way	2028	20,000	Bridg-HIB-Main-Pres
<hr/>			
Construction	2019	2,389,800	Bridg-HIB-Main-Pres
Construction	2020	2,800,000	Bridg-HIB-Main-Pres
Construction	2021	2,800,000	Bridg-HIB-Main-Pres
Construction	2022	2,800,000	Bridg-HIB-Main-Pres
Construction	2023	2,800,000	Bridg-HIB-Main-Pres
Construction	2024	2,800,000	Bridg-HIB-Main-Pres
Construction	2025	2,800,000	Bridg-HIB-Main-Pres
Construction	2026	2,800,000	Bridg-HIB-Main-Pres
Construction	2027	2,800,000	Bridg-HIB-Main-Pres
Construction	2028	2,800,000	Bridg-HIB-Main-Pres
Total		28,789,800.00	

Comments None

2019 - 2028 Ten Year Plan

PROGRAM (STATEWIDE PROGRAMMATIC) (BRDG-T1/2-M&P)

Route/Road TIER 1-2 BRIDGES

Category BRIDGES

Scope MAINTENANCE & PRESERVATION OF TIER 1 & 2 BRIDGES.

Strategy TIER 1

Phase	Year	Funding	Program
Preliminary Engineering	2019	550,000	Bridg-T1-2-Main-Pres
Preliminary Engineering	2020	100,000	Bridg-T1-2-Main-Pres
Preliminary Engineering	2021	100,000	Bridg-T1-2-Main-Pres
Preliminary Engineering	2022	100,000	Bridg-T1-2-Main-Pres
Preliminary Engineering	2023	100,000	Bridg-T1-2-Main-Pres
Preliminary Engineering	2024	100,000	Bridg-T1-2-Main-Pres
Preliminary Engineering	2025	100,000	Bridg-T1-2-Main-Pres
Preliminary Engineering	2026	100,000	Bridg-T1-2-Main-Pres
Preliminary Engineering	2027	100,000	Bridg-T1-2-Main-Pres
Preliminary Engineering	2028	100,000	Bridg-T1-2-Main-Pres
<hr/>			
Right of Way	2019	25,000	Bridg-T1-2-Main-Pres
Right of Way	2020	25,000	Bridg-T1-2-Main-Pres
Right of Way	2021	25,000	Bridg-T1-2-Main-Pres
Right of Way	2022	25,000	Bridg-T1-2-Main-Pres
Right of Way	2023	25,000	Bridg-T1-2-Main-Pres
Right of Way	2024	25,000	Bridg-T1-2-Main-Pres
Right of Way	2025	25,000	Bridg-T1-2-Main-Pres
Right of Way	2026	25,000	Bridg-T1-2-Main-Pres
Right of Way	2027	25,000	Bridg-T1-2-Main-Pres
Right of Way	2028	25,000	Bridg-T1-2-Main-Pres
<hr/>			
Construction	2019	7,550,000	Bridg-T1-2-Main-Pres
Construction	2020	8,000,000	Bridg-T1-2-Main-Pres
Construction	2021	8,000,000	Bridg-T1-2-Main-Pres
Construction	2022	8,000,000	Bridg-T1-2-Main-Pres
Construction	2023	8,000,000	Bridg-T1-2-Main-Pres
Construction	2024	8,000,000	Bridg-T1-2-Main-Pres
Construction	2025	8,000,000	Bridg-T1-2-Main-Pres
Construction	2026	8,000,000	Bridg-T1-2-Main-Pres
Construction	2027	8,000,000	Bridg-T1-2-Main-Pres
Construction	2028	8,000,000	Bridg-T1-2-Main-Pres
Total		81,250,000.00	

Comments None

2019 - 2028 Ten Year Plan

PROGRAM (STATEWIDE PROGRAMMATIC) (BRDG-T3/4-M&P)

Route/Road TIER 3-4 BRIDGES

Category BRIDGES

Scope MAINTENANCE AND PRESERVATION OF TIER 3 & 4 BRIDGES.

Strategy TIER 3

Phase	Year	Funding	Program
Preliminary Engineering	2019	100,000	Bridg-T3-4-Main-Pres
Preliminary Engineering	2020	50,000	Bridg-T3-4-Main-Pres
Preliminary Engineering	2021	50,000	Bridg-T3-4-Main-Pres
Preliminary Engineering	2022	50,000	Bridg-T3-4-Main-Pres
Preliminary Engineering	2023	50,000	Bridg-T3-4-Main-Pres
Preliminary Engineering	2024	50,000	Bridg-T3-4-Main-Pres
Preliminary Engineering	2025	50,000	Bridg-T3-4-Main-Pres
Preliminary Engineering	2026	50,000	Bridg-T3-4-Main-Pres
Preliminary Engineering	2027	50,000	Bridg-T3-4-Main-Pres
Preliminary Engineering	2028	50,000	Bridg-T3-4-Main-Pres
<hr/>			
Right of Way	2019	10,000	Bridg-T3-4-Main-Pres
Right of Way	2020	10,000	Bridg-T3-4-Main-Pres
Right of Way	2021	10,000	Bridg-T3-4-Main-Pres
Right of Way	2022	10,000	Bridg-T3-4-Main-Pres
Right of Way	2023	10,000	Bridg-T3-4-Main-Pres
Right of Way	2024	10,000	Bridg-T3-4-Main-Pres
Right of Way	2025	10,000	Bridg-T3-4-Main-Pres
Right of Way	2026	10,000	Bridg-T3-4-Main-Pres
Right of Way	2027	10,000	Bridg-T3-4-Main-Pres
Right of Way	2028	10,000	Bridg-T3-4-Main-Pres
<hr/>			
Construction	2019	3,500,000	Bridg-T3-4-Main-Pres
Construction	2020	3,500,000	Bridg-T3-4-Main-Pres
Construction	2021	3,500,000	Bridg-T3-4-Main-Pres
Construction	2022	3,500,000	Bridg-T3-4-Main-Pres
Construction	2023	3,500,000	Bridg-T3-4-Main-Pres
Construction	2024	3,500,000	Bridg-T3-4-Main-Pres
Construction	2025	3,500,000	Bridg-T3-4-Main-Pres
Construction	2026	3,500,000	Bridg-T3-4-Main-Pres
Construction	2027	3,500,000	Bridg-T3-4-Main-Pres
Construction	2028	3,500,000	Bridg-T3-4-Main-Pres
Total		35,650,000.00	

Comments None

2019 - 2028 Ten Year Plan

PROGRAM (STATEWIDE PROGRAMMATIC) (CBI)

Route/Road VARIOUS

Category BRIDGES

Scope COMPLEX BRIDGE INSPECTION (PARENT)

Strategy ALL TIERS

Phase	Year	Funding	Program
Other	2019	250,000	CBI *
Other	2020	250,000	CBI *
Other	2021	250,000	CBI *
Other	2022	250,000	CBI *
Other	2023	250,000	CBI *
Other	2024	250,000	CBI *
Other	2025	250,000	CBI *
Other	2026	250,000	CBI *
Other	2027	250,000	CBI *
Other	2028	250,000	CBI *
Total		2,500,000.00	

Comments None

PROGRAM (STATEWIDE PROGRAMMATIC) (CMAQ)

Route/Road VARIOUS

Category MANDATED FEDERAL

Scope CONGESTION MITIGATION AND AIR QUALITY(CMAQ) PROJECTS MUST BE IN NON-ATTAIN AREAS (ANNUAL PROJECT)

Strategy ALL TIERS

Phase	Year	Funding	Program
Preliminary Engineering	2019	399,904	CMAQ *
Preliminary Engineering	2020	223,699	CMAQ *
Preliminary Engineering	2021	250,000	CMAQ *
Preliminary Engineering	2022	250,000	CMAQ *
Preliminary Engineering	2023	250,000	CMAQ *
Preliminary Engineering	2024	250,000	CMAQ *
Preliminary Engineering	2025	250,000	CMAQ *
Preliminary Engineering	2026	250,000	CMAQ *
Preliminary Engineering	2027	250,000	CMAQ *
Preliminary Engineering	2028	250,000	CMAQ *
Right of Way	2020	0	CMAQ *
Right of Way	2022	100,000	CMAQ *
Right of Way	2023	100,000	CMAQ *
Right of Way	2024	100,000	CMAQ *
Right of Way	2025	100,000	CMAQ *
Right of Way	2026	100,000	CMAQ *
Right of Way	2027	100,000	CMAQ *
Right of Way	2028	100,000	CMAQ *
Construction	2019	424,517	CMAQ *
Construction	2020	240,176	CMAQ *
Construction	2021	2,918,445	CMAQ *
Construction	2022	5,046,701	CMAQ *
Construction	2023	5,406,909	CMAQ *
Construction	2024	5,406,909	CMAQ *
Construction	2025	5,406,909	CMAQ *
Construction	2026	5,406,909	CMAQ *
Construction	2027	5,406,909	CMAQ *
Construction	2028	5,406,909	CMAQ *
Other	2019	465,200	CMAQ *
Other	2020	727,673	CMAQ *
Other	2021	2,001,834	CMAQ *
Other	2022	4,700,000	CMAQ *
Other	2023	4,700,000	CMAQ *
Other	2024	4,700,000	CMAQ *

2019 - 2028 Ten Year Plan

3/20/2018

Other	2025	4,700,000	CMAQ *
Other	2026	4,700,000	CMAQ *
Other	2027	4,700,000	CMAQ *
Other	2028	4,700,000	CMAQ *

Total **80,489,603.00**

Comments None

PROGRAM (STATEWIDE PROGRAMMATIC) (CORRST)

Route/Road VARIOUS

Category INDIVIDUAL PROJECTS

Scope CORRIDOR STUDIES STATEWIDE

Strategy ALL TIERS

Phase	Year	Funding	Program
Other	2021	350,000	CORRST
Other	2022	700,000	CORRST
Other	2023	700,000	CORRST
Other	2024	700,000	CORRST
Other	2025	700,000	CORRST
Other	2026	700,000	CORRST
Other	2027	700,000	CORRST
Other	2028	700,000	CORRST

Total **5,250,000.00**

Comments None

PROGRAM (STATEWIDE PROGRAMMATIC) (CRDR)

Route/Road VARIOUS

Category ROADSIDE

Scope CULVERT REPLACEMENT/REHABILITATION &
DRAINAGE REPAIRS (ANNUAL PROJECT)

Strategy ALL TIERS

Phase	Year	Funding	Program
Preliminary Engineering	2019	100,000	CRDR *
Preliminary Engineering	2020	100,000	CRDR *
Preliminary Engineering	2021	100,000	CRDR *
Preliminary Engineering	2022	100,000	CRDR *
Preliminary Engineering	2023	100,000	CRDR *
Preliminary Engineering	2024	100,000	CRDR *
Preliminary Engineering	2025	100,000	CRDR *
Preliminary Engineering	2026	200,000	CRDR *
Preliminary Engineering	2027	200,000	CRDR *
Preliminary Engineering	2028	200,000	CRDR *
Right of Way	2019	25,000	CRDR *
Right of Way	2020	25,000	CRDR *
Right of Way	2021	25,000	CRDR *
Right of Way	2022	25,000	CRDR *
Right of Way	2023	25,000	CRDR *
Right of Way	2024	25,000	CRDR *
Right of Way	2025	30,000	CRDR *
Right of Way	2026	30,000	CRDR *
Right of Way	2027	30,000	CRDR *
Right of Way	2028	30,000	CRDR *
Construction	2019	1,111,112	CRDR *
Construction	2020	1,291,592	CRDR *
Construction	2021	1,870,000	CRDR *
Construction	2022	1,870,000	CRDR *
Construction	2023	1,870,000	CRDR *
Construction	2024	1,870,000	CRDR *
Construction	2025	1,870,000	CRDR *
Construction	2026	3,765,000	CRDR *
Construction	2027	3,765,000	CRDR *
Construction	2028	3,765,000	CRDR *
Other	2019	5,000	CRDR *
Other	2020	5,000	CRDR *
Other	2021	5,000	CRDR *
Other	2022	5,000	CRDR *

2019 - 2028 Ten Year Plan

Pending Approval

3/20/2018

Other	2023	5,000	CRDR *
Other	2024	5,000	CRDR *
Other	2025	5,000	CRDR *
Other	2026	5,000	CRDR *
Other	2027	5,000	CRDR *
Other	2028	5,000	CRDR *

Total 24,667,704.00

Comments None

PROGRAM (STATEWIDE PROGRAMMATIC) (DBE)

Route/Road DISADVANTAGED BUSINESS ENTERPRISE

Category MANDATED FEDERAL

Scope IN HOUSE ADMINISTRATION OF THE FHWA
 SUPPORTIVE PROGRAM: "DBE COMPLIANCE
 MONITORING (ANNUAL PROGRAM)

Strategy TIER 6

Phase	Year	Funding	Program
Other	2019	65,000	DBE
Other	2020	65,000	DBE
Other	2021	65,000	DBE
Other	2022	65,000	DBE
Other	2023	65,000	DBE
Other	2024	65,000	DBE
Other	2025	65,000	DBE
Other	2026	65,000	DBE
Other	2027	65,000	DBE
Other	2028	65,000	DBE

Total 650,000.00

Comments None

PROGRAM (STATEWIDE PROGRAMMATIC) (ENV-POST-CON)

Route/Road HAZARD MATERIAL REVIEW

Category INDIVIDUAL PROJECTS

Scope HAZARD MATERIAL REVIEW FOR POST
 CONSTRUCTION OBLIGATIONS.

Strategy ALL TIERS

Phase	Year	Funding	Program
Other	2019	36,300	ENV-POST-CON
Other	2020	36,300	ENV-POST-CON
Other	2021	36,300	ENV-POST-CON
Other	2022	36,300	ENV-POST-CON
Other	2023	36,300	ENV-POST-CON
Other	2024	36,300	ENV-POST-CON
Other	2025	36,300	ENV-POST-CON
Other	2026	36,300	ENV-POST-CON
Other	2027	36,300	ENV-POST-CON
Other	2028	36,300	ENV-POST-CON
Total		363,000.00	

Comments None

PROGRAM (STATEWIDE PROGRAMMATIC) (FLAP)

Route/Road VARIOUS

Category MANDATED FEDERAL

Scope IMPROVING TRANSPORTATION FACILITIES THAT ACCESS FEDERAL LANDS WITHIN NH {FLAP}

Strategy ALL TIERS

Phase	Year	Funding	Program
Preliminary Engineering	2019	50,000	FLAP
Preliminary Engineering	2020	50,000	FLAP
Preliminary Engineering	2021	50,000	FLAP
Preliminary Engineering	2022	50,000	FLAP
Preliminary Engineering	2023	50,000	FLAP
Preliminary Engineering	2024	50,000	FLAP
Preliminary Engineering	2025	50,000	FLAP
<hr/>			
Right of Way	2019	25,000	FLAP
Right of Way	2020	25,000	FLAP
Right of Way	2021	25,000	FLAP
Right of Way	2022	25,000	FLAP
Right of Way	2023	25,000	FLAP
Right of Way	2024	25,000	FLAP
Right of Way	2025	25,000	FLAP
<hr/>			
Construction	2019	275,000	FLAP
Construction	2020	275,000	FLAP
Construction	2021	275,000	FLAP
Construction	2022	275,000	FLAP
Construction	2023	275,000	FLAP
Construction	2024	275,000	FLAP
Construction	2025	275,000	FLAP
Total		2,450,000.00	

Comments None

2019 - 2028 Ten Year Plan

3/20/2018

PROGRAM (STATEWIDE PROGRAMMATIC) (FTA5307)

Route/Road BOSTON URBANIZED AREA (UZA)

Category TRANSIT

Scope BOSTON URBANIZED AREA (UZA) FTA SECTION 5307 APPORTIONED FUNDS FOR NHDOT TRANSIT PROJECTS.

Strategy ALL TIERS

Phase	Year	Funding	Program
Other	2019	717,506	FTA5307_NHDOT
Other	2020	767,485	FTA5307_NHDOT
Other	2021	2,899,237	FTA5307_NHDOT
Other	2022	2,953,069	FTA5307_NHDOT
Other	2023	3,007,873	FTA5307_NHDOT
Other	2024	3,063,664	FTA5307_NHDOT
Other	2025	3,120,459	FTA5307_NHDOT
Other	2026	3,178,276	FTA5307_NHDOT
Other	2027	3,237,132	FTA5307_NHDOT
Other	2028	3,297,046	FTA5307_NHDOT
Total		26,241,747.00	

Comments None

PROGRAM (STATEWIDE PROGRAMMATIC) (FTA5310)

Route/Road VARIOUS

Category TRANSIT

Scope CAPITAL, MOBILITY MGMT, AND OPERATING FOR SENIORS & INDIVIDUALS W/ DISABILITIES - FTA 5310 PROGRAM

Strategy ALL TIERS

Phase	Year	Funding	Program
Other	2019	2,359,217	FTA5310
Other	2020	2,385,705	FTA5310
Other	2021	2,412,705	FTA5310
Other	2022	2,440,227	FTA5310
Other	2023	2,468,281	FTA5310
Other	2024	2,496,877	FTA5310
Other	2025	2,526,025	FTA5310
Other	2026	2,555,736	FTA5310
Other	2027	2,586,020	FTA5310
Other	2028	2,616,888	FTA5310
Total		24,847,681.00	

Comments None

2019 - 2028 Ten Year Plan

Pending Approval

3/20/2018

PROGRAM (STATEWIDE PROGRAMMATIC) (FTA5311)

Route/Road VARIOUS

Category TRANSIT

Scope NONURBANIZED AREA (RURAL) FORMULA PROGRAM - FTA SECTION 5311 PROGRAM

Strategy ALL TIERS

Phase	Year	Funding	Program
Other	2019	8,227,369	FTA5311
Other	2020	8,388,760	FTA5311
Other	2021	8,634,440	FTA5311
Other	2022	8,807,129	FTA5311
Other	2023	8,983,271	FTA5311
Other	2024	9,162,937	FTA5311
Other	2025	9,346,196	FTA5311
Other	2026	9,533,120	FTA5311
Other	2027	9,723,782	FTA5311
Other	2028	9,918,258	FTA5311
Total		90,725,262.00	

Comments None

PROGRAM (STATEWIDE PROGRAMMATIC) (FTA5339)

Route/Road VARIOUS

Category TRANSIT

Scope CAPITAL BUS AND BUS FACILITIES - FTA 5339 PROGRAM FOR STATEWIDE PUBLIC TRANSPORTATION

Strategy ALL TIERS

Phase	Year	Funding	Program
Other	2019	3,065,751	FTA5339
Other	2020	3,130,569	FTA5339
Other	2021	3,175,224	FTA5339
Other	2022	3,238,432	FTA5339
Other	2023	3,302,895	FTA5339
Other	2024	3,368,641	FTA5339
Other	2025	3,435,694	FTA5339
Other	2026	3,504,081	FTA5339
Other	2027	3,573,826	FTA5339
Other	2028	3,644,958	FTA5339
Total		33,440,071.00	

Comments None

2019 - 2028 Ten Year Plan

PROGRAM (STATEWIDE PROGRAMMATIC) (GRR)

Route/Road VARIOUS

Category ROADSIDE

Scope GUARDRAIL REPLACEMENT [FEDERAL AID GUARDRAIL IMPROVEMENT PROGRAM] (ANNUAL PROJECT)

Strategy ALL TIERS

Phase	Year	Funding	Program
Preliminary Engineering	2019	150,000	GRR *
Preliminary Engineering	2020	150,000	GRR *
Preliminary Engineering	2021	150,000	GRR *
Preliminary Engineering	2022	150,000	GRR *
Preliminary Engineering	2023	150,000	GRR *
Preliminary Engineering	2024	150,000	GRR *
Preliminary Engineering	2025	150,000	GRR *
Preliminary Engineering	2026	150,000	GRR *
Preliminary Engineering	2027	150,000	GRR *
Preliminary Engineering	2028	150,000	GRR *
<hr/>			
Right of Way	2019	5,000	GRR *
Right of Way	2020	5,000	GRR *
Right of Way	2021	5,000	GRR *
Right of Way	2022	5,000	GRR *
Right of Way	2023	5,000	GRR *
Right of Way	2024	5,000	GRR *
Right of Way	2025	5,000	GRR *
Right of Way	2026	5,000	GRR *
Right of Way	2027	5,000	GRR *
Right of Way	2028	5,000	GRR *
<hr/>			
Construction	2019	0	GRR *
Construction	2020	875,120	GRR *
Construction	2021	1,880,000	GRR *
Construction	2022	1,880,000	GRR *
Construction	2023	1,880,000	GRR *
Construction	2024	1,880,000	GRR *
Construction	2025	1,880,000	GRR *
Construction	2026	1,880,000	GRR *
Construction	2027	1,880,000	GRR *
Construction	2028	1,880,000	GRR *
<hr/>			
Total		17,465,120.00	

Comments None

PROGRAM (STATEWIDE PROGRAMMATIC) (HSIP)

Route/Road VARIOUS

Category MANDATED FEDERAL

Scope HIGHWAY SAFETY IMPROVEMENT PROGRAM
(HSIP)

Strategy ALL TIERS

Phase	Year	Funding	Program
Preliminary Engineering	2019	251,829	HSIP *
Preliminary Engineering	2020	476,864	HSIP *
Preliminary Engineering	2021	726,274	HSIP *
Preliminary Engineering	2022	475,669	HSIP *
Preliminary Engineering	2023	475,048	HSIP *
Preliminary Engineering	2024	500,000	HSIP *
Preliminary Engineering	2025	500,000	HSIP *
Preliminary Engineering	2026	500,000	HSIP *
Preliminary Engineering	2027	500,000	HSIP *
Preliminary Engineering	2028	500,000	HSIP *
Right of Way	2019	150,000	HSIP *
Right of Way	2020	150,000	HSIP *
Right of Way	2021	150,000	HSIP *
Right of Way	2022	150,000	HSIP *
Right of Way	2023	150,000	HSIP *
Right of Way	2024	150,000	HSIP *
Right of Way	2025	150,000	HSIP *
Right of Way	2026	150,000	HSIP *
Right of Way	2027	150,000	HSIP *
Right of Way	2028	150,000	HSIP *
Construction	2019	7,023,430	HSIP *
Construction	2020	7,809,721	HSIP *
Construction	2021	8,239,650	HSIP *
Construction	2022	8,475,130	HSIP *
Construction	2023	8,460,239	HSIP *
Construction	2024	9,059,081	HSIP *
Construction	2025	9,059,081	HSIP *
Construction	2026	9,059,081	HSIP *
Construction	2027	9,059,081	HSIP *
Construction	2028	9,059,081	HSIP *
Other	2019	200,000	HSIP *
Other	2020	200,000	HSIP *
Other	2021	200,000	HSIP *
Other	2022	200,000	HSIP *

2019 - 2028 Ten Year Plan

3/20/2018

Other	2023	200,000	HSIP *
Other	2024	200,000	HSIP *
Other	2025	200,000	HSIP *
Other	2026	200,000	HSIP *
Other	2027	200,000	HSIP *
Other	2028	200,000	HSIP *

Total **93,709,259.00**

Comments None

PROGRAM (STATEWIDE PROGRAMMATIC) (LTAP)

Route/Road LOCAL TECHONOLGY ASSISTANCE PROGRAM

Category MANDATED FEDERAL

Scope LOCAL TECHONOLGY ASSISTANCE PROGRAM
 (LTAP) ADMINISTERED BY THE TECHNOLOGY
 TRANSFER CENTER @ UNH

Strategy ALL TIERS

Phase	Year	Funding	Program
State Planning Research	2019	150,000	LTAP
State Planning Research	2020	150,000	LTAP
State Planning Research	2021	150,000	LTAP
State Planning Research	2022	150,000	LTAP
State Planning Research	2023	150,000	LTAP
State Planning Research	2024	150,000	LTAP
State Planning Research	2025	150,000	LTAP
State Planning Research	2026	150,000	LTAP
State Planning Research	2027	150,000	LTAP
State Planning Research	2028	150,000	LTAP

Total **1,500,000.00**

Comments None

PROGRAM (STATEWIDE PROGRAMMATIC) (MOBRR)

Route/Road VARIOUS

Category BRIDGES

Scope MUNICIPAL OWNED BRIDGE REHABILITATION &
REPLACEMENT PROJECTS (MOBRR PROGRAM)

Strategy ALL TIERS

Phase	Year	Funding	Program
Preliminary Engineering	2019	100,000	MOBRR *
Preliminary Engineering	2020	100,000	MOBRR *
Preliminary Engineering	2021	100,000	MOBRR *
Preliminary Engineering	2022	100,000	MOBRR *
Preliminary Engineering	2023	100,000	MOBRR *
Preliminary Engineering	2024	100,000	MOBRR *
Preliminary Engineering	2025	100,000	MOBRR *
Preliminary Engineering	2026	100,000	MOBRR *
Preliminary Engineering	2027	100,000	MOBRR *
Preliminary Engineering	2028	100,000	MOBRR *
<hr/>			
Right of Way	2019	0	MOBRR *
Right of Way	2020	0	MOBRR *
Right of Way	2021	25,000	MOBRR *
Right of Way	2022	25,000	MOBRR *
Right of Way	2023	25,000	MOBRR *
Right of Way	2024	25,000	MOBRR *
Right of Way	2025	25,000	MOBRR *
Right of Way	2026	25,000	MOBRR *
Right of Way	2027	25,000	MOBRR *
Right of Way	2028	25,000	MOBRR *
<hr/>			
Construction	2019	0	MOBRR *
Construction	2020	0	MOBRR *
Construction	2021	0	MOBRR *
Construction	2022	1,106	MOBRR *
Construction	2023	0	MOBRR *
Construction	2024	1,916,675	MOBRR *
Construction	2025	4,500,000	MOBRR *
Construction	2026	4,500,000	MOBRR *
Construction	2027	4,500,000	MOBRR *
Construction	2028	4,500,000	MOBRR *
Total		21,117,781.00	

Comments None

2019 - 2028 Ten Year Plan

3/20/2018

PROGRAM (STATEWIDE PROGRAMMATIC) (OJT/SS)

Route/Road OJT/SS

Category MANDATED FEDERAL

Scope ON THE JOB TRAINING FOR MINORITY AND WOMEN TO REACH JOURNEYMAN STATUS IN THE CONSTRUCTION INDUSTRY.

Strategy TIER 6

Phase	Year	Funding	Program
Other	2019	30,000	OJT/SS
Other	2020	30,000	OJT/SS
Other	2021	30,000	OJT/SS
Other	2022	30,000	OJT/SS
Other	2023	30,000	OJT/SS
Other	2024	30,000	OJT/SS
Other	2025	30,000	OJT/SS
Other	2026	30,000	OJT/SS
Other	2027	30,000	OJT/SS
Other	2028	30,000	OJT/SS
Total		300,000.00	

Comments None

2019 - 2028 Ten Year Plan

3/20/2018

PROGRAM (STATEWIDE PROGRAMMATIC) (PAVE-T1-RESURF)

Route/Road TIER 1 HIGHWAYS

Category PRESERVATION & MAINTENANCE

Scope RESURFACE TIER 1 HIGHWAYS

Strategy TIER 1

Phase	Year	Funding	Program
Preliminary Engineering	2019	150,000	Pave-T1-Resurf
Preliminary Engineering	2020	150,000	Pave-T1-Resurf
Preliminary Engineering	2021	150,000	Pave-T1-Resurf
Preliminary Engineering	2022	150,000	Pave-T1-Resurf
Preliminary Engineering	2023	150,000	Pave-T1-Resurf
Preliminary Engineering	2024	150,000	Pave-T1-Resurf
Preliminary Engineering	2025	150,000	Pave-T1-Resurf
Preliminary Engineering	2026	150,000	Pave-T1-Resurf
Preliminary Engineering	2027	150,000	Pave-T1-Resurf
Preliminary Engineering	2028	150,000	Pave-T1-Resurf
<hr/>			
Construction	2019	1,114,318	Pave-T1-Resurf
Construction	2020	10,601,782	Pave-T1-Resurf
Construction	2021	12,500,000	Pave-T1-Resurf
Construction	2022	12,500,000	Pave-T1-Resurf
Construction	2023	12,500,000	Pave-T1-Resurf
Construction	2024	12,500,000	Pave-T1-Resurf
Construction	2025	12,500,000	Pave-T1-Resurf
Construction	2026	12,500,000	Pave-T1-Resurf
Construction	2027	12,500,000	Pave-T1-Resurf
Construction	2028	12,500,000	Pave-T1-Resurf
<hr/>			
Total		113,216,100.00	

Comments None

2019 - 2028 Ten Year Plan

3/20/2018

PROGRAM (STATEWIDE PROGRAMMATIC) (PAVE-T2-REHAB)

Route/Road TIER 2 HIGHWAYS

Category PRESERVATION & MAINTENANCE

Scope REHAB OF TIER 2 ROADS.

Strategy TIER 2

Phase	Year	Funding	Program
Construction	2020	822,618	Pave-T2-Rehab
Construction	2021	779,845	Pave-T2-Rehab
Construction	2022	2,500,000	Pave-T2-Rehab
Construction	2023	2,500,000	Pave-T2-Rehab
Construction	2024	2,500,000	Pave-T2-Rehab
Construction	2025	2,500,000	Pave-T2-Rehab
Construction	2026	2,500,000	Pave-T2-Rehab
Construction	2027	2,500,000	Pave-T2-Rehab
Construction	2028	2,500,000	Pave-T2-Rehab
Total		19,102,463.00	

Comments None

2019 - 2028 Ten Year Plan

3/20/2018

PROGRAM (STATEWIDE PROGRAMMATIC) (PAVE-T2-RESURF)

Route/Road TIER 2 HIGHWAYS

Category PRESERVATION & MAINTENANCE

Scope RESURFACING TIER 2 ROADWAYS

Strategy TIER 2

Phase	Year	Funding	Program
Preliminary Engineering	2019	300,000	Pave-T2-Resurf
Preliminary Engineering	2020	300,000	Pave-T2-Resurf
Preliminary Engineering	2021	300,000	Pave-T2-Resurf
Preliminary Engineering	2022	300,000	Pave-T2-Resurf
Preliminary Engineering	2023	300,000	Pave-T2-Resurf
Preliminary Engineering	2024	300,000	Pave-T2-Resurf
Preliminary Engineering	2025	300,000	Pave-T2-Resurf
Preliminary Engineering	2026	300,000	Pave-T2-Resurf
Preliminary Engineering	2027	300,000	Pave-T2-Resurf
Preliminary Engineering	2028	300,000	Pave-T2-Resurf
Right of Way	2019	50,000	Pave-T2-Resurf
Right of Way	2020	50,000	Pave-T2-Resurf
Right of Way	2021	50,000	Pave-T2-Resurf
Right of Way	2022	50,000	Pave-T2-Resurf
Right of Way	2023	50,000	Pave-T2-Resurf
Right of Way	2024	50,000	Pave-T2-Resurf
Right of Way	2025	50,000	Pave-T2-Resurf
Right of Way	2026	50,000	Pave-T2-Resurf
Right of Way	2027	50,000	Pave-T2-Resurf
Right of Way	2028	50,000	Pave-T2-Resurf
Construction	2019	17,436,996	Pave-T2-Resurf
Construction	2020	20,650,000	Pave-T2-Resurf
Construction	2021	20,650,000	Pave-T2-Resurf
Construction	2022	20,650,000	Pave-T2-Resurf
Construction	2023	20,650,000	Pave-T2-Resurf
Construction	2024	20,650,000	Pave-T2-Resurf
Construction	2025	20,650,000	Pave-T2-Resurf
Construction	2026	20,650,000	Pave-T2-Resurf
Construction	2027	20,650,000	Pave-T2-Resurf
Construction	2028	20,650,000	Pave-T2-Resurf
Total		206,786,996.00	

Comments None

2019 - 2028 Ten Year Plan

3/20/2018

PROGRAM (STATEWIDE PROGRAMMATIC) (PAVE-T3/4-REHAB)

Route/Road TIER 3-4 ROADS

Category PRESERVATION & MAINTENANCE

Scope REHAB OF TIER 3 & 4 ROADS.

Strategy TIER 3

Phase	Year	Funding	Program
Construction	2020	1,375,000	Pave-T3-4-Rehab
Construction	2021	1,375,000	Pave-T3-4-Rehab
Construction	2022	1,375,000	Pave-T3-4-Rehab
Construction	2023	1,375,000	Pave-T3-4-Rehab
Construction	2024	1,375,000	Pave-T3-4-Rehab
Construction	2025	1,375,000	Pave-T3-4-Rehab
Construction	2026	1,375,000	Pave-T3-4-Rehab
Construction	2027	1,375,000	Pave-T3-4-Rehab
Construction	2028	1,375,000	Pave-T3-4-Rehab
Total		12,375,000.00	

Comments None

2019 - 2028 Ten Year Plan

PROGRAM (STATEWIDE PROGRAMMATIC) (PAVE-T3/4-RESUR)

Route/Road TIER 3/4 HIGHWAYS

Category PRESERVATION & MAINTENANCE

Scope RESURFACING TIER 3 AND 4 ROADWAYS.

Strategy TIER 3

Phase	Year	Funding	Program
Preliminary Engineering	2026	205,000	Pave-T3-4-Resurf
Preliminary Engineering	2027	205,000	Pave-T3-4-Resurf
Preliminary Engineering	2028	205,000	Pave-T3-4-Resurf
Right of Way	2026	35,000	Pave-T3-4-Resurf
Right of Way	2027	35,000	Pave-T3-4-Resurf
Right of Way	2028	35,000	Pave-T3-4-Resurf
Construction	2019	542,933	Pave-T3-4-Resurf
Construction	2020	15,350,000	Pave-T3-4-Resurf
Construction	2021	15,350,000	Pave-T3-4-Resurf
Construction	2022	15,350,000	Pave-T3-4-Resurf
Construction	2023	15,350,000	Pave-T3-4-Resurf
Construction	2024	15,350,000	Pave-T3-4-Resurf
Construction	2025	15,350,000	Pave-T3-4-Resurf
Construction	2026	15,110,000	Pave-T3-4-Resurf
Construction	2027	15,110,000	Pave-T3-4-Resurf
Construction	2028	15,110,000	Pave-T3-4-Resurf
Total		138,692,933.00	

Comments None

PROGRAM (STATEWIDE PROGRAMMATIC) (PVMRK)

Route/Road VARIOUS

Category ROADSIDE

Scope STATEWIDE PAVEMENT MARKING ANNUAL PROJECT

Strategy ALL TIERS

Phase	Year	Funding	Program
Preliminary Engineering	2019	5,000	PVMRK
Preliminary Engineering	2020	5,000	PVMRK
Preliminary Engineering	2021	5,000	PVMRK
Preliminary Engineering	2022	5,000	PVMRK
Preliminary Engineering	2023	5,000	PVMRK
Preliminary Engineering	2024	5,000	PVMRK
Preliminary Engineering	2025	5,000	PVMRK
Preliminary Engineering	2026	5,000	PVMRK
Preliminary Engineering	2027	5,000	PVMRK
Preliminary Engineering	2028	5,000	PVMRK
Construction	2019	3,095,000	PVMRK
Construction	2020	3,095,000	PVMRK
Construction	2021	3,095,000	PVMRK
Construction	2022	3,095,000	PVMRK
Construction	2023	3,095,000	PVMRK
Construction	2024	3,095,000	PVMRK
Construction	2025	3,095,000	PVMRK
Construction	2026	3,095,000	PVMRK
Construction	2027	3,095,000	PVMRK
Construction	2028	3,095,000	PVMRK
Total		31,000,000.00	

Comments None

2019 - 2028 Ten Year Plan

PROGRAM (STATEWIDE PROGRAMMATIC) (RCTRL)

Route/Road VARIOUS

Category MANDATED FEDERAL

Scope RECREATIONAL TRAILS FUND ACT- PROJECTS
 SELECTED ANNUALLY

Strategy TIER 6

Phase	Year	Funding	Program
Other	2019	1,562,500	RECTRAILS
Other	2020	1,562,500	RECTRAILS
Other	2021	1,562,500	RECTRAILS
Other	2022	1,562,500	RECTRAILS
Other	2023	1,562,500	RECTRAILS
Other	2024	1,562,500	RECTRAILS
Other	2025	1,562,500	RECTRAILS
Other	2026	1,562,500	RECTRAILS
Other	2027	1,562,500	RECTRAILS
Other	2028	1,562,500	RECTRAILS
Total		15,625,000.00	

Comments None

PROGRAM (STATEWIDE PROGRAMMATIC) (RRRCS)

Route/Road STATEWIDE RAILROAD CROSSINGS

Category MANDATED FEDERAL

Scope RECONSTRUCTION OF CROSSINGS, SIGNALS, &
RELATED WORK (ANNUAL PROJECT)

Strategy ALL TIERS

Phase	Year	Funding	Program
Preliminary Engineering	2019	50,000	RR-RCS *
Preliminary Engineering	2020	50,000	RR-RCS *
Preliminary Engineering	2021	50,000	RR-RCS *
Preliminary Engineering	2022	50,000	RR-RCS *
Preliminary Engineering	2023	50,000	RR-RCS *
Preliminary Engineering	2024	50,000	RR-RCS *
Preliminary Engineering	2025	50,000	RR-RCS *
Preliminary Engineering	2026	50,000	RR-RCS *
Preliminary Engineering	2027	75,000	RR-RCS *
Preliminary Engineering	2028	75,000	RR-RCS *
Right of Way	2019	5,000	RR-RCS *
Right of Way	2020	5,000	RR-RCS *
Right of Way	2021	5,000	RR-RCS *
Right of Way	2022	5,000	RR-RCS *
Right of Way	2023	5,000	RR-RCS *
Right of Way	2024	5,000	RR-RCS *
Right of Way	2025	5,000	RR-RCS *
Right of Way	2026	5,000	RR-RCS *
Right of Way	2027	5,000	RR-RCS *
Right of Way	2028	5,000	RR-RCS *
Construction	2019	1,100,000	RR-RCS *
Construction	2020	1,100,000	RR-RCS *
Construction	2021	1,100,000	RR-RCS *
Construction	2022	1,100,000	RR-RCS *
Construction	2023	1,100,000	RR-RCS *
Construction	2024	1,100,000	RR-RCS *
Construction	2025	1,100,000	RR-RCS *
Construction	2026	1,100,000	RR-RCS *
Construction	2027	1,100,000	RR-RCS *
Construction	2028	1,100,000	RR-RCS *
Other	2019	5,000	RR-RCS *
Other	2020	5,000	RR-RCS *
Other	2021	5,000	RR-RCS *
Other	2022	5,000	RR-RCS *

2019 - 2028 Ten Year Plan

Pending Approval

3/20/2018

Other	2023	5,000	RR-RCS *
Other	2024	5,000	RR-RCS *
Other	2025	5,000	RR-RCS *
Other	2026	5,000	RR-RCS *
Other	2027	5,000	RR-RCS *
Other	2028	5,000	RR-RCS *
Total		11,650,000.00	

Comments None

PROGRAM (STATEWIDE PROGRAMMATIC) (RR-REVOLV)

Route/Road STATEWIDE RAILROAD LINES

Category RAIL

Scope RAILROAD REVOLVING LOAN

Strategy ALL TIERS

Phase	Year	Funding	Program
Construction	2019	1,500,000	RR-REVOLV
Construction	2022	1,500,000	RR-REVOLV
Construction	2025	1,500,000	RR-REVOLV
Construction	2028	1,500,000	RR-REVOLV
Total		6,000,000.00	

Comments None

2019 - 2028 Ten Year Plan

PROGRAM (STATEWIDE PROGRAMMATIC) (RR-RSA)

Route/Road STATE-OWNED RAILROAD LINES

Category RAIL

Scope PERFORM CONSTRUCTION & MAINTENANCE ON THE STATE-OWNED RAILROAD LINES PER RSA 228:60

Strategy TIER 2

Phase	Year	Funding	Program
Preliminary Engineering	2019	50,000	RR-RSA-Funds
Preliminary Engineering	2020	50,000	RR-RSA-Funds
Preliminary Engineering	2021	50,000	RR-RSA-Funds
Preliminary Engineering	2022	50,000	RR-RSA-Funds
Preliminary Engineering	2023	50,000	RR-RSA-Funds
Preliminary Engineering	2024	50,000	RR-RSA-Funds
Preliminary Engineering	2025	50,000	RR-RSA-Funds
Preliminary Engineering	2026	50,000	RR-RSA-Funds
Preliminary Engineering	2027	50,000	RR-RSA-Funds
Preliminary Engineering	2028	50,000	RR-RSA-Funds
<hr/>			
Construction	2019	450,000	RR-RSA-Funds
Construction	2020	450,000	RR-RSA-Funds
Construction	2021	450,000	RR-RSA-Funds
Construction	2022	450,000	RR-RSA-Funds
Construction	2023	450,000	RR-RSA-Funds
Construction	2024	450,000	RR-RSA-Funds
Construction	2025	450,000	RR-RSA-Funds
Construction	2026	450,000	RR-RSA-Funds
Construction	2027	450,000	RR-RSA-Funds
Construction	2028	450,000	RR-RSA-Funds
<hr/>			
Other	2019	100,000	RR-RSA-Funds
Other	2020	100,000	RR-RSA-Funds
Other	2021	100,000	RR-RSA-Funds
Other	2022	100,000	RR-RSA-Funds
Other	2023	100,000	RR-RSA-Funds
Other	2024	100,000	RR-RSA-Funds
Other	2025	100,000	RR-RSA-Funds
Other	2026	100,000	RR-RSA-Funds
Other	2027	100,000	RR-RSA-Funds
Other	2028	100,000	RR-RSA-Funds
Total		6,000,000.00	

Comments None

2019 - 2028 Ten Year Plan

PROGRAM (STATEWIDE PROGRAMMATIC) (SAB)

Route/Road VARIOUS

Category BRIDGES

Scope STATE AID BRIDGE PROGRAMMATIC PROJECT

Strategy TIER 5

Phase	Year	Funding	Program
Preliminary Engineering	2019	0	SAB *
Preliminary Engineering	2020	0	SAB *
Preliminary Engineering	2021	93,269	SAB *
Preliminary Engineering	2022	38,883	SAB *
Preliminary Engineering	2023	0	SAB *
Preliminary Engineering	2024	612,038	SAB *
Preliminary Engineering	2025	988,740	SAB *
Preliminary Engineering	2026	716,869	SAB *
Preliminary Engineering	2027	1,275,000	SAB *
Preliminary Engineering	2028	1,275,000	SAB *
<hr/>			
Right of Way	2019	374,751	SAB *
Right of Way	2020	132,304	SAB *
Right of Way	2021	364,067	SAB *
Right of Way	2022	325,453	SAB *
Right of Way	2023	317,254	SAB *
Right of Way	2024	401,738	SAB *
Right of Way	2025	407,109	SAB *
Right of Way	2026	357,726	SAB *
Right of Way	2027	425,000	SAB *
Right of Way	2028	425,000	SAB *
<hr/>			
Construction	2019	1,102,737	SAB *
Construction	2020	0	SAB *
Construction	2021	461,578	SAB *
Construction	2022	102,306	SAB *
Construction	2023	0	SAB *
Construction	2024	3,124,630	SAB *
Construction	2025	5,398,518	SAB *
Construction	2026	2,951,920	SAB *
Construction	2027	6,800,000	SAB *
Construction	2028	6,800,000	SAB *
Total		35,271,890.00	

Comments None

PROGRAM (STATEWIDE PROGRAMMATIC) (SPR1)

Route/Road STATE PLANNING & RESEARCH

Category MANDATED FEDERAL

Scope STATE PLANNING & RESEARCH - PLANNING
ACTIVITIES COORDINATED BY NHDOT TO MEET
FEDERAL REGULATIONS

Strategy ALL TIERS

Phase	Year	Funding	Program
State Planning Research	2019	1,548,625	SPR1
State Planning Research	2020	4,600,000	SPR1
State Planning Research	2021	4,600,000	SPR1
State Planning Research	2022	4,600,000	SPR1
State Planning Research	2023	4,600,000	SPR1
State Planning Research	2024	4,600,000	SPR1
State Planning Research	2025	4,600,000	SPR1
State Planning Research	2026	4,600,000	SPR1
State Planning Research	2027	4,600,000	SPR1
State Planning Research	2028	4,600,000	SPR1
Total		42,948,625.00	

Comments None

PROGRAM (STATEWIDE PROGRAMMATIC) (SPR2)

Route/Road STATE PLANNING & RESEARCH

Category MANDATED FEDERAL

Scope STATE PLANNING & RESEARCH - PART #2
"RESEARCH"

Strategy ALL TIERS

Phase	Year	Funding	Program
State Planning Research	2019	967,010	SPR2
State Planning Research	2020	990,220	SPR2
State Planning Research	2021	990,220	SPR2
State Planning Research	2022	990,220	SPR2
State Planning Research	2023	990,220	SPR2
State Planning Research	2024	990,220	SPR2
State Planning Research	2025	990,220	SPR2
State Planning Research	2026	990,220	SPR2
State Planning Research	2027	990,220	SPR2
State Planning Research	2028	990,220	SPR2
Total		9,878,990.00	

Comments None

PROGRAM (STATEWIDE PROGRAMMATIC) (TA)

Route/Road VARIOUS

Category MANDATED FEDERAL

Scope TRANSPORTATION ALTERNATIVES PROGRAM
 (TAP)

Strategy ALL TIERS

Phase	Year	Funding	Program
Preliminary Engineering	2019	60,292	TA *
Preliminary Engineering	2020	315,950	TA *
Preliminary Engineering	2021	315,950	TA *
Preliminary Engineering	2022	315,950	TA *
Preliminary Engineering	2023	315,950	TA *
Preliminary Engineering	2024	315,950	TA *
Preliminary Engineering	2025	315,950	TA *
Preliminary Engineering	2026	315,950	TA *
Preliminary Engineering	2027	315,950	TA *
Preliminary Engineering	2028	315,950	TA *
Right of Way	2019	0	TA *
Right of Way	2020	127,650	TA *
Right of Way	2021	127,650	TA *
Right of Way	2022	127,650	TA *
Right of Way	2023	127,650	TA *
Right of Way	2024	127,650	TA *
Right of Way	2025	127,650	TA *
Right of Way	2026	127,650	TA *
Right of Way	2027	127,650	TA *
Right of Way	2028	127,650	TA *
Construction	2019	0	TA *
Construction	2020	0	TA *
Construction	2021	0	TA *
Construction	2022	2,698,400	TA *
Construction	2023	2,698,400	TA *
Construction	2024	2,698,500	TA *
Construction	2025	2,698,400	TA *
Construction	2026	2,698,400	TA *
Construction	2027	2,698,400	TA *
Construction	2028	2,698,400	TA *
Other	2019	50,000	TA *
Other	2020	50,000	TA *
Other	2021	50,000	TA *
Other	2022	50,000	TA *

2019 - 2028 Ten Year Plan

3/20/2018

Other	2023	50,000	TA *
Other	2024	50,000	TA *
Other	2025	50,000	TA *
Other	2026	50,000	TA *
Other	2027	50,000	TA *
Other	2028	50,000	TA *

Total **23,441,592.00**

Comments None

PROGRAM (STATEWIDE PROGRAMMATIC) (TPK-R&R)

Route/Road TURNPIKES

Category PRESERVATION & MAINTENANCE

Scope TURNPIKE RENEWAL & REHABILITATION
 PROGRAM ON THE FEET, BLUE STAR &
 SPAULDING TURNPIKES.

Strategy ALL TIERS

Phase	Year	Funding	Program
Construction	2019	1,042,065	TRR *
Construction	2020	6,600,000	TRR *
Construction	2021	11,400,000	TRR *
Construction	2022	13,900,000	TRR *
Construction	2023	14,400,000	TRR *
Construction	2024	13,300,000	TRR *
Construction	2025	13,600,000	TRR *
Construction	2026	13,800,000	TRR *
Construction	2027	14,100,000	TRR *
Construction	2028	14,400,000	TRR *

Total **116,542,065.00**

Comments None

2019 - 2028 Ten Year Plan

3/20/2018

PROGRAM (STATEWIDE PROGRAMMATIC) (TRAC)

Route/Road TRANSPORTATION AND CIVIL ENGINEERING PROGRAM

Category INDIVIDUAL PROJECTS

Scope IMPLEMENT AND PARTICIPATE IN AASHTO TRAC PROGRAM IN LOCAL HIGH SCHOOLS.

Strategy ALL TIERS

Phase	Year	Funding	Program
Other	2019	22,000	TRAC
Other	2020	22,000	TRAC
Other	2021	22,000	TRAC
Other	2022	22,000	TRAC
Other	2023	22,000	TRAC
Other	2024	22,000	TRAC
Other	2025	22,000	TRAC
Other	2026	22,000	TRAC
Other	2027	22,000	TRAC
Other	2028	22,000	TRAC
Total		220,000.00	

Comments None

PROGRAM (STATEWIDE PROGRAMMATIC) (TRAIN)

Route/Road TRAINING

Category INDIVIDUAL PROJECTS

Scope ANNUAL TRAINING PROGRAM (ANNUAL PROJECT)

Strategy ALL TIERS

Phase	Year	Funding	Program
Other	2019	200,000	TRAIN
Other	2020	200,000	TRAIN
Other	2021	200,000	TRAIN
Other	2022	200,000	TRAIN
Other	2023	200,000	TRAIN
Other	2024	200,000	TRAIN
Other	2025	200,000	TRAIN
Other	2026	200,000	TRAIN
Other	2027	200,000	TRAIN
Other	2028	200,000	TRAIN
Total		2,000,000.00	

Comments None

PROGRAM (STATEWIDE PROGRAMMATIC) (TRCK-WGHT-SFTY)

Route/Road VARIOUS

Category INDIVIDUAL PROJECTS

Scope TRUCK WEIGHT SAFETY INSPECTION &
 MAINTENANCE PROGRAM

Strategy ALL TIERS

Phase	Year	Funding	Program
Other	2019	100,000	TRCK-WGHT-SFTY
Other	2020	100,000	TRCK-WGHT-SFTY
Other	2021	100,000	TRCK-WGHT-SFTY
Other	2022	100,000	TRCK-WGHT-SFTY
Other	2023	100,000	TRCK-WGHT-SFTY
Other	2024	100,000	TRCK-WGHT-SFTY
Other	2025	100,000	TRCK-WGHT-SFTY
Other	2026	100,000	TRCK-WGHT-SFTY
Other	2027	100,000	TRCK-WGHT-SFTY
Other	2028	100,000	TRCK-WGHT-SFTY
Total		1,000,000.00	

Comments None

2019 - 2028 Ten Year Plan

PROGRAM (STATEWIDE PROGRAMMATIC) (TSMO)

Route/Road TRANSPORTATION SYSTEMS MANAGEMENT AND OPERATIONS

Category INDIVIDUAL PROJECTS

Scope STATEWIDE TRANSPORTATION SYSTEMS MANAGEMENT AND OPERATIONS, ITS TECHNOLOGIES, TRAVELER INFO

Strategy TIER 6

Phase	Year	Funding	Program
Construction	2019	75,000	TSMO
Construction	2020	75,000	TSMO
Construction	2021	75,000	TSMO
Construction	2022	75,000	TSMO
Construction	2023	75,000	TSMO
Construction	2024	75,000	TSMO
Construction	2025	75,000	TSMO
Construction	2026	75,000	TSMO
Construction	2027	75,000	TSMO
Construction	2028	75,000	TSMO
Other	2019	275,000	TSMO
Other	2020	275,000	TSMO
Other	2021	275,000	TSMO
Other	2022	275,000	TSMO
Other	2023	275,000	TSMO
Other	2024	275,000	TSMO
Other	2025	275,000	TSMO
Other	2026	275,000	TSMO
Other	2027	275,000	TSMO
Other	2028	275,000	TSMO
Total		3,500,000.00	

Comments None

2019 - 2028 Ten Year Plan

PROGRAM (STATEWIDE PROGRAMMATIC) (UBI)

Route/Road VARIOUS

Category BRIDGES

Scope UNDERWATER BRIDGE INSPECTION (ANNUAL PROJECT)

Strategy ALL TIERS

Phase	Year	Funding	Program
Other	2019	60,000	UBI *
Other	2020	60,000	UBI *
Other	2021	50,000	UBI *
Other	2022	50,000	UBI *
Other	2023	60,000	UBI *
Other	2024	60,000	UBI *
Other	2025	60,000	UBI *
Other	2026	60,000	UBI *
Other	2027	60,000	UBI *
Other	2028	60,000	UBI *
Total		580,000.00	

Comments None

PROGRAM (STATEWIDE PROGRAMMATIC) (USSS)

Route/Road VARIOUS

Category ROADSIDE

Scope PROJECT TO UPDATE SIGNING ON STATE SYSTEM

Strategy ALL TIERS

Phase	Year	Funding	Program
Preliminary Engineering	2019	30,000	USSS *
Preliminary Engineering	2020	30,000	USSS *
Preliminary Engineering	2021	30,000	USSS *
Preliminary Engineering	2022	30,000	USSS *
Preliminary Engineering	2023	30,000	USSS *
Preliminary Engineering	2024	30,000	USSS *
Preliminary Engineering	2025	30,000	USSS *
Preliminary Engineering	2026	30,000	USSS *
Preliminary Engineering	2027	30,000	USSS *
Preliminary Engineering	2028	30,000	USSS *
Construction	2019	500,000	USSS *
Construction	2020	500,000	USSS *
Construction	2021	500,000	USSS *
Construction	2022	500,000	USSS *
Construction	2023	500,000	USSS *
Construction	2024	500,000	USSS *
Construction	2025	500,000	USSS *
Construction	2026	500,000	USSS *
Construction	2027	500,000	USSS *
Construction	2028	500,000	USSS *
Total		5,300,000.00	

Comments None