

1.50" RADIUS, 0.50" BORDER, 0.375" INDENT,
BLACK ON YELLOW OR FLUORESCENT YELLOW GREEN

W16-9p(M)

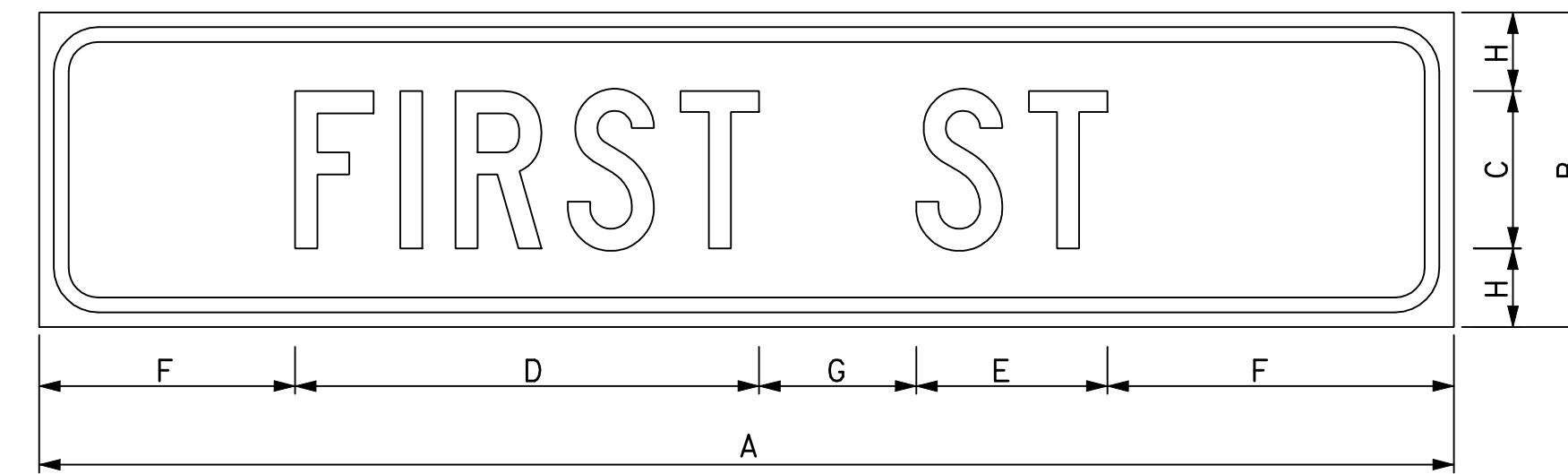
DIMENSIONS (inches)/ LETTER FONTS						
A	B	C	D	E	F	
36	12	7D	30 1/2	2 3/4	2 1/2	

WARNING SIGN

NHDOT STANDARD PLANS

AHEAD PLAQUE

REV. DATE	PLATE
07-13-2001	1
02-26-2010	STANDARD
	SG-10



1.50" RADIUS, 0.38" BORDER, 0.375" INDENT,
BLACK ON YELLOW, BB GRADE PLYWOOD SIGN

W16-8(M)

DIMENSIONS (inches)/LETTER FONTS							
A	B	C	D	E	F	G	H
36	8	4C	*	*	*	4	2


*VARIES DEPENDING ON LENGTH OF WORD.

WARNING SIGN

NHDOT STANDARD PLANS

ADVANCE STREET NAME PLAQUE

REV. DATE	PLATE
07-13-2001	2
02-26-2010	STANDARD
	SG-10



1.50" BORDER RADIUS, 0.38" BORDER, 0.375" INDENT,
BLACK ON YELLOW; BB GRADE PLYWOOD SIGN
STANDARD CUSTOM ARROW 4.0" X 4.0"

W16-8b(M)


DIMENSIONS (inches)/LETTER FONTS													
A	B	C	D	E	F	G	H	I	J	K	L	M	
36	16	4B	4	*	*	*	*	*	4	*	4	2	

*VARIES DEPENDING ON LENGTH OF WORD.

WARNING SIGN

NHDOT STANDARD PLANS
**ADVANCE STREET NASME PLAQUE
(TWO STREETS)**

REV. DATE	PLATE
07-13-2001	3
02-26-2010	STANDARD
	SG-10



1.50" RADIUS, 0.38" BORDER, 0.375" INDENT,
BLACK ON YELLOW; BB GRADE PLYWOOD SIGN
STANDARD CUSTOM ARROW 4.0" X 4.0"

W16-8c(M)

DIMENSIONS (inches)/LETTER FONTS														
A	B	C	D	E	F	G	H	I	J	K	L	M	N	
36	24	4B	*	*	*	*	*	*	*	*	3	*	4	

*VARIES DEPENDING ON LENGTH OF WORD.

WARNING SIGN

NHDOT STANDARD PLANS
**ADVANCE STREET NAME PLAQUE
(THREE STREETS)**

SIGNING STANDARD		
REV. DATE	PLATE	
07-13-2001	4	
02-26-2010	STANDARD	
	SG-10	

STANDARD NO. SG-10

REVISION DATE
07-13-2001
02-26-2010

*DGN FILE NAME
SG-10

STANDARD PLANS



STANDARD NO. SG-10