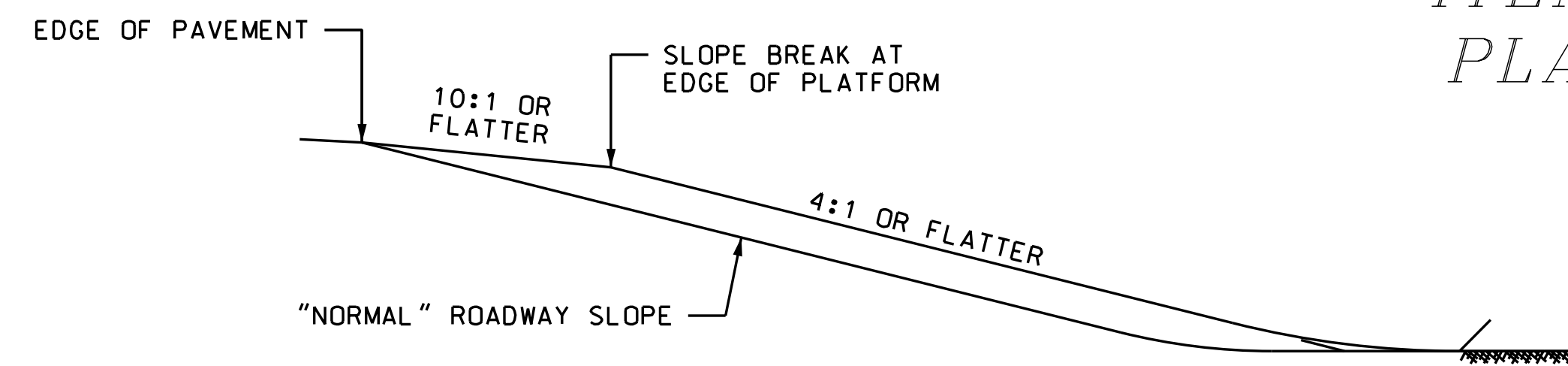
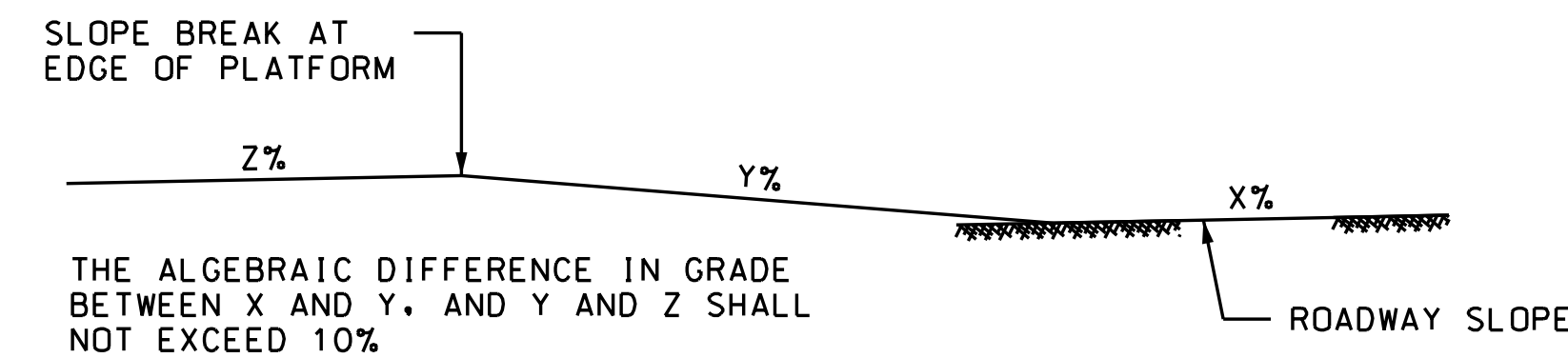


ITEM 203.5562 - EAGRT  
PLATFORM ALTERNATE

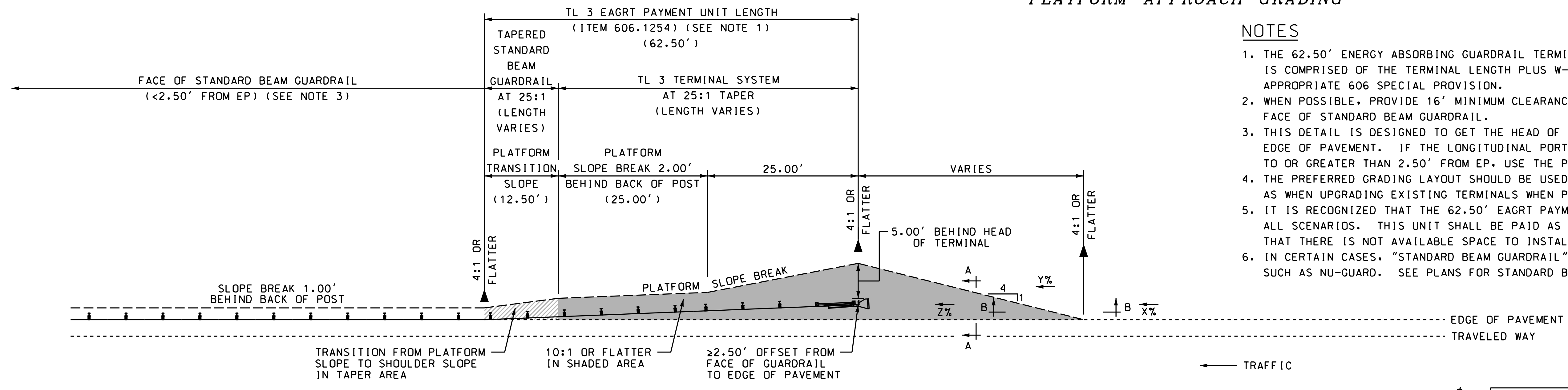


SECTION A-A  
PLATFORM SLOPE GRADING



SECTION B-B  
PLATFORM APPROACH GRADING

X% = LONGITUDINAL GRADE OF ROADWAY SLOPE IN ADVANCE OF PLATFORM  
Y% = LONGITUDINAL GRADE OF PLATFORM APPROACH  
Z% = LONGITUDINAL GRADE OF PLATFORM



ITEM 203.5561 - EAGRT  
PLATFORM PREFERRED

NOTES

1. THE 62.50' ENERGY ABSORBING GUARDRAIL TERMINAL (EAGRT) PAYMENT UNIT LENGTH IS COMPRISED OF THE TERMINAL LENGTH PLUS W-BEAM RAIL AS DESCRIBED IN THE APPROPRIATE 606 SPECIAL PROVISION.
2. WHEN POSSIBLE, PROVIDE 16' MINIMUM CLEARANCE BETWEEN ROADWAY CENTERLINE AND FACE OF STANDARD BEAM GUARDRAIL.
3. THIS DETAIL IS DESIGNED TO GET THE HEAD OF THE TERMINAL UNIT AWAY FROM THE EDGE OF PAVEMENT. IF THE LONGITUDINAL PORTION OF THE GUARDRAIL RUN IS EQUAL TO OR GREATER THAN 2.50' FROM EP, USE THE PARALLEL EAGRT DETAIL.
4. THE PREFERRED GRADING LAYOUT SHOULD BE USED ON ALL NEW CONSTRUCTION, AS WELL AS WHEN UPGRADING EXISTING TERMINALS WHEN PRACTICAL.
5. IT IS RECOGNIZED THAT THE 62.50' EAGRT PAYMENT UNIT LENGTH MAY NOT FIT ALL SCENARIOS. THIS UNIT SHALL BE PAID AS A COMPLETE INSTALLATION IN THE EVENT THAT THERE IS NOT AVAILABLE SPACE TO INSTALL PER THIS DETAIL.
6. IN CERTAIN CASES, "STANDARD BEAM GUARDRAIL" MAY BE A PROPRIETARY ITEM SUCH AS NU-GUARD. SEE PLANS FOR STANDARD BEAM GUARDRAIL TYPE.

NOT TO SCALE

STATE OF NEW HAMPSHIRE SPECIAL DETAILS				
DEPARTMENT OF TRANSPORTATION • BUREAU OF HIGHWAY DESIGN				
<b>TL 3 TAPERED EAGRT PLATFORM DETAILS FOR GUARDRAIL &lt; 2.50' FROM EP</b>				
REVISION DATE	DGN	STATE PROJECT NO.	SHEET NO.	TOTAL SHEETS
01/22/19	+13-+ap-ep	-	5	5