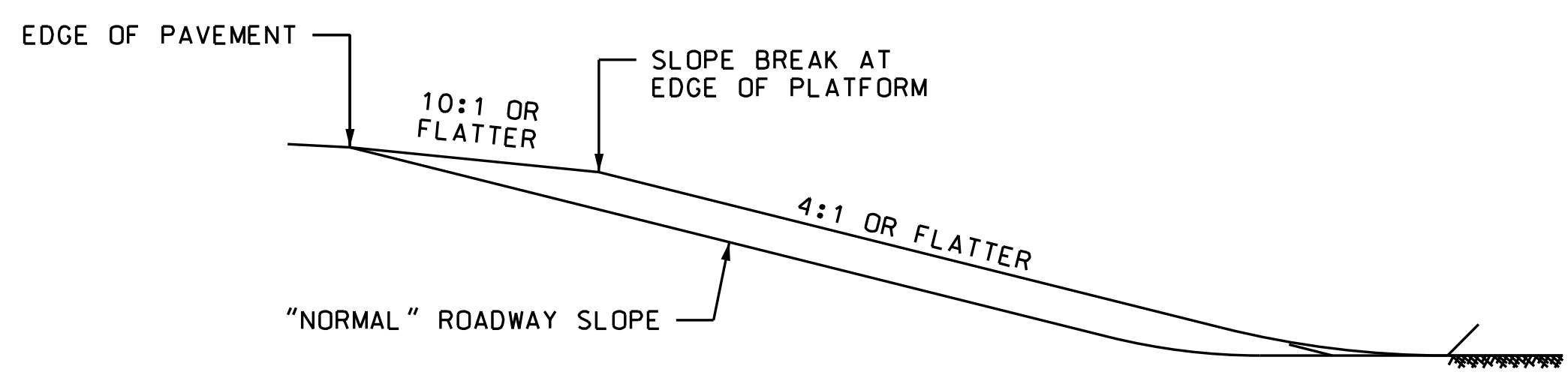
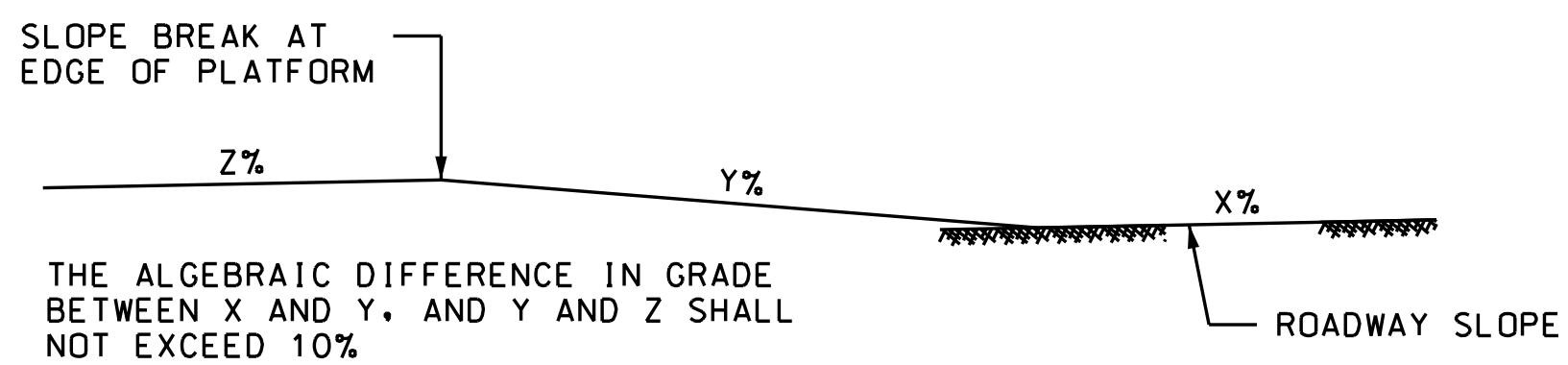


ITEM 203.5572 - EAGRT PLATFORM  
ALTERNATE, TL 2 - 25'

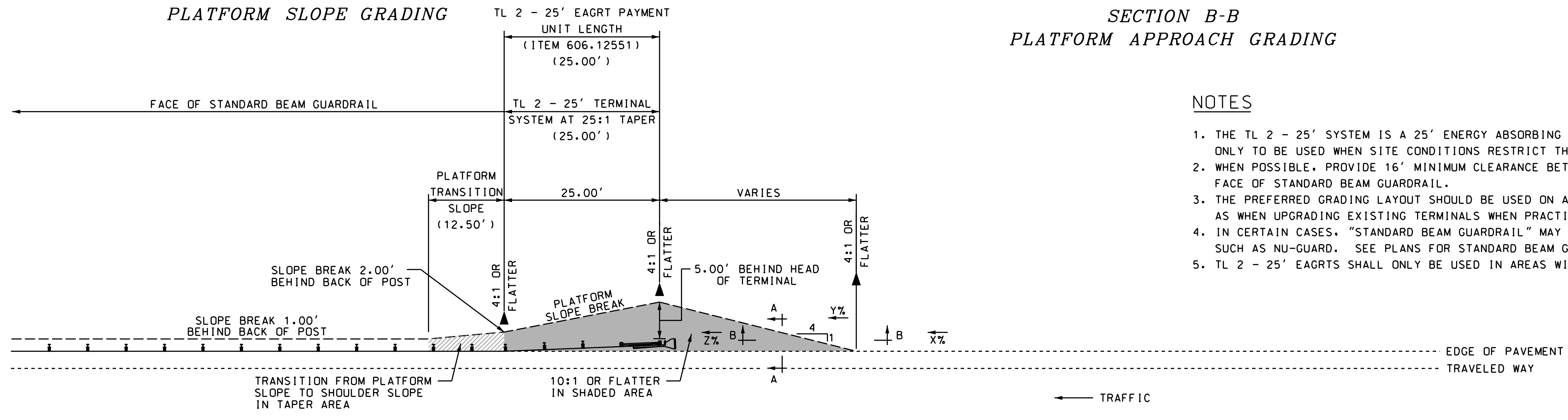


SECTION A-A  
PLATFORM SLOPE GRADING



SECTION B-B  
PLATFORM APPROACH GRADING

X% = LONGITUDINAL GRADE OF ROADWAY SLOPE IN ADVANCE OF PLATFORM  
Y% = LONGITUDINAL GRADE OF PLATFORM APPROACH  
Z% = LONGITUDINAL GRADE OF PLATFORM



ITEM 203.5571 - EAGRT PLATFORM  
PREFERRED, TL 2 - 25'

NOTES

1. THE TL 2 - 25' SYSTEM IS A 25' ENERGY ABSORBING GUARDRAIL TERMINAL (EAGRT) UNIT ONLY TO BE USED WHEN SITE CONDITIONS RESTRICT THE USE OF A STANDARD TL 2 SYSTEM.
2. WHEN POSSIBLE, PROVIDE 16' MINIMUM CLEARANCE BETWEEN ROADWAY CENTERLINE AND FACE OF STANDARD BEAM GUARDRAIL.
3. THE PREFERRED GRADING LAYOUT SHOULD BE USED ON ALL NEW CONSTRUCTION, AS WELL AS WHEN UPGRADING EXISTING TERMINALS WHEN PRACTICAL.
4. IN CERTAIN CASES, "STANDARD BEAM GUARDRAIL" MAY BE A PROPRIETARY ITEM SUCH AS NU-GUARD. SEE PLANS FOR STANDARD BEAM GUARDRAIL TYPE.
5. TL 2 - 25' EAGRTS SHALL ONLY BE USED IN AREAS WITH DESIGN SPEEDS OF 45 MPH AND UNDER.

NOT TO SCALE

STATE OF NEW HAMPSHIRE SPECIAL DETAILS				
DEPARTMENT OF TRANSPORTATION • BUREAU OF HIGHWAY DESIGN				
TL 2 - 25' EAGRT PLATFORM DETAILS				

REVISION DATE	DGN	STATE PROJECT NO.	SHEET NO.	TOTAL SHEETS
01/22/19	+12_25	-	1	5