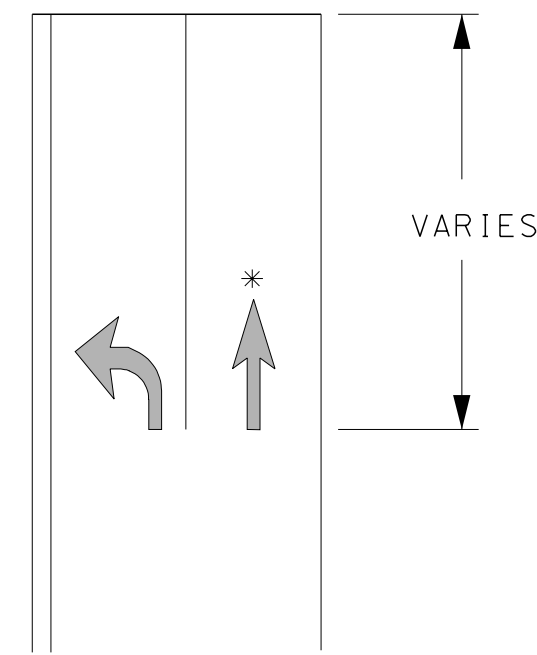


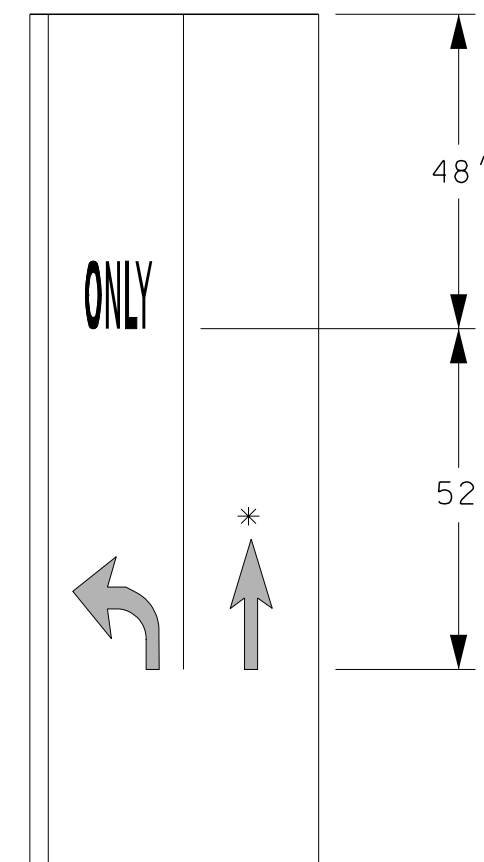
# WORD AND SYMBOL LANE LAYOUT

NOT TO SCALE

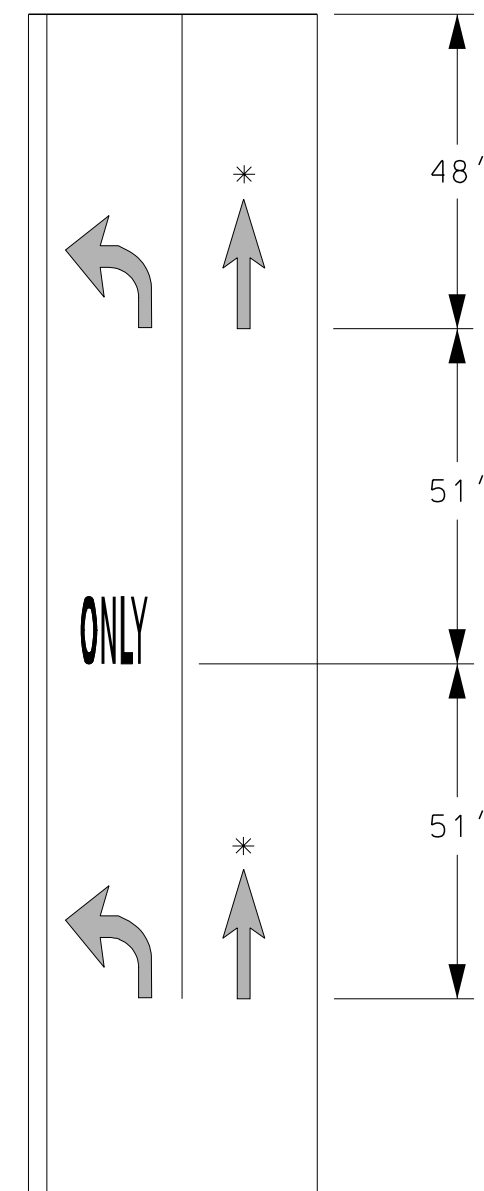
25 ft+ TO 75 ft+ LANE LINE



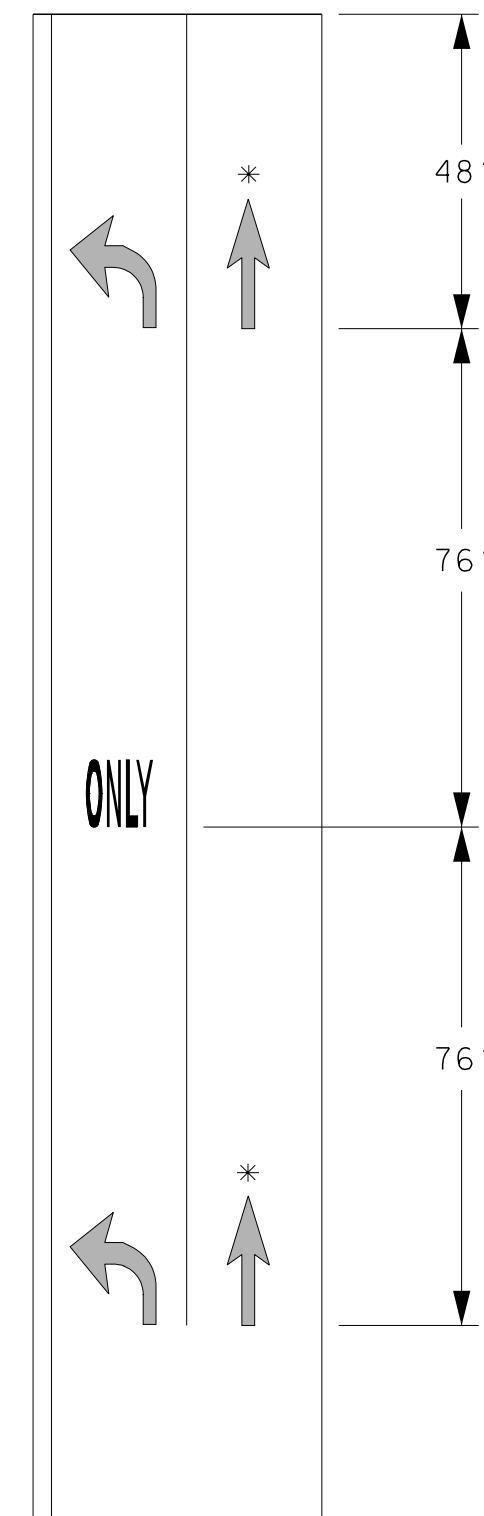
100 ft+ LANE LINE



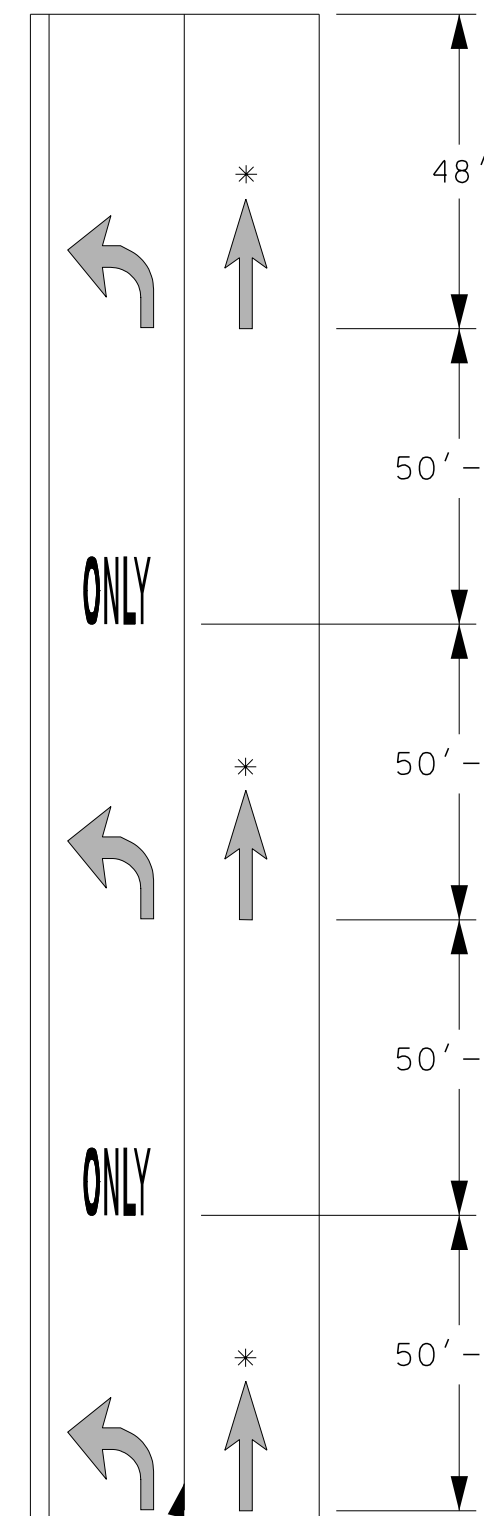
150 ft+ LANE LINE



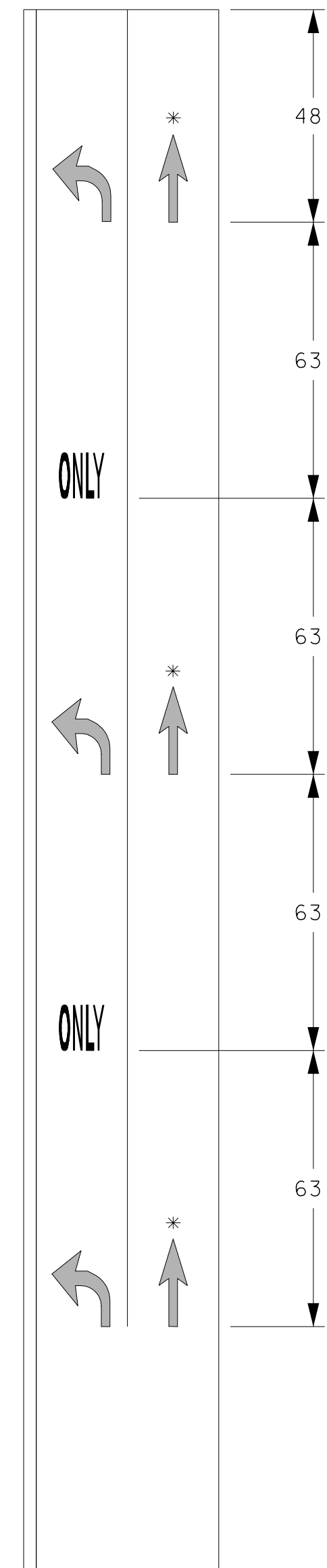
200 ft+ LANE LINE



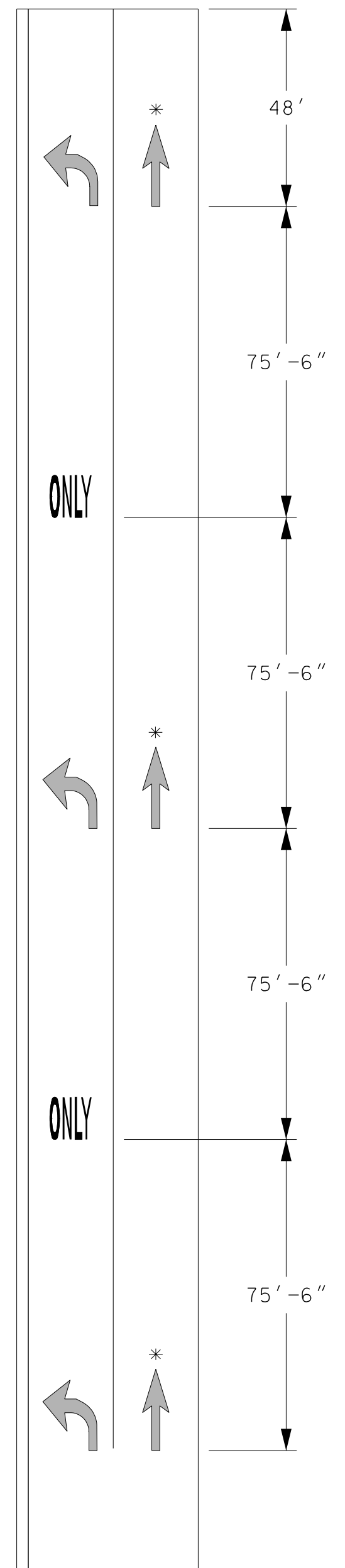
250 ft+ LANE LINE



300 ft+ LANE LINE



350 ft+ LANE LINE



\* SEE NOTE NO. 7

## GENERAL NOTES

1. WORDS AND SYMBOLS SHALL BE CENTERED LATERALLY WITHIN THE LANE. THE LONGITUDINAL DIMENSION SHALL BE PARALLEL TO THE LANE.
2. LONGITUDINAL SPACING BETWEEN SUCCESSIVE WORDS AND/OR SYMBOLS IN TURN LANES SHOULD BE IN EVEN INCREMENTS OF AT LEAST 4 TIMES AND NO GREATER THAN 10 TIMES THE HEIGHT OF THE LARGEST CHARACTER.
3. LANE LINES LONGER THAN 75' SHALL BE LAYED OUT IN MULTIPLES OF 50'.
4. LANE LINES DESIGNED TO ACCOMMODATE A CALCULATED QUEUE SHALL BE ROUNDED UP TO THE NEAREST 50'.
5. TO COMPLETE ARROW AND "ONLY" LAYOUT FOR LANE LENGTHS GREATER THAN 350': (LENGTH OF LANE LINE MINUS 48') / NUMBER OF INCREMENTS. STENCIL SERIES SHALL BEGIN AND END WITH AN ARROW.
6. THE STOP LINE MAY NOT BE PRESENT.
7. SEE THE PAVEMENT MARKING PLANS FOR THE APPROPRIATE LAYOUT, INCLUDING IF THROUGH ARROWS ARE REQUIRED.
8. WORDS, LANE LINES AND SYMBOLS SHALL BE THERMOPLASTIC (T).
9. THE SOLID LANE LINE SHALL BE A MINIMUM OF 25'.

TYPICAL: CENTERLINE OR ISLAND

TYPICAL: LANE LINE

TYPICAL: LANE LINE, EDGELINE OR CURB LINE.

SDR PROCESSED	DATE	DATE	DATE	DATE	DATE	DATE	DATE
NEW DESIGN							
SHEET CHECKED							
AS BUILT DETAILS							

REVISIONS AFTER PROPOSAL	DESCRIPTION
STATION	
STATION	
DATE	
NUMBER	

STATE OF NEW HAMPSHIRE				
DEPARTMENT OF TRANSPORTATION • BUREAU OF TRAFFIC				
<b>WORD AND SYMBOL LANE LAYOUT</b>				
REVISION DATE	DGN	STATE PROJECT NO.	SHEET NO.	TOTAL SHEETS
01/10/20	-	-		