


NH Department of Health and Human Services
129 Pleasant Street - State Office Park South
Concord, NH 03301



PRESS RELEASE
FOR IMMEDIATE RELEASE
December 10, 2020

CONTACT
State Joint Information Center
603-223-6169
jic@dos.nh.gov

NH DHHS COVID-19 Update – December 10, 2020

Concord, NH – The New Hampshire Department of Health and Human Services (DHHS) has issued the following update on the new coronavirus, COVID-19.

On Thursday, December 10, 2020, DHHS announced 695 new positive test results for COVID-19, for a daily PCR test positivity rate of 5.2%. Today's results include 382 people who tested positive by PCR test and 313 who tested positive by antigen test. There are now 6,303 current COVID-19 cases diagnosed in New Hampshire. Included in the results reported today are cases from the following days:

- **12/3:** 1 new cases today, for an updated total of **890**
- **12/5:** 8 new cases today, for an updated total of **649**
- **12/6:** 127 new cases today, for an updated total of **738**
- **12/7:** 287 new cases today, for an updated total of **745**
- **12/8:** 171 new cases today, for an updated total of **617**
- **12/9:** 101 new cases today, for a total of **101**

Test results for previous days are still being processed and the total number of new positives for those days are not yet complete. Updated case counts for prior days will be reflected on the [COVID-19 interactive dashboard](#).

Several cases are still under investigation. Additional information from ongoing investigations will be incorporated into future COVID-19 updates. Of those with complete information, there are sixty-three individuals under the age of 18 and the rest are adults with 49% being female and 51% being male. The new cases reside in Rockingham (211), Hillsborough County other than Manchester and Nashua (103), Merrimack (74), Strafford (38), Belknap (26), Grafton (20), Cheshire (18), Carrol (15), Coos (10), and Sullivan (5) counties, and in the cities of Nashua (82) and Manchester (44). The county of residence is being determined for forty-nine new cases.

Community-based transmission continues to occur in the State and has been identified in all counties. Of those with complete risk information, most of the cases have either had close contact with a person with a confirmed COVID-19 diagnosis or are associated with an outbreak setting.

DHHS has also announced fourteen additional deaths related to COVID-19. We offer our sympathies to the family and friends.

- 1 male resident of Belknap County, younger than 60 years of age
- 3 male residents of Belknap County, 60 years of age and older
- 1 female resident of Belknap County, 60 years of age and older
- 1 male resident of Coos County, 60 years of age and older

- 1 female resident of Coos County, 60 years of age and older
- 4 male residents of Hillsborough County, 60 years of age and older
- 1 female resident of Hillsborough County, 60 years of age and older
- 1 male resident of Merrimack County, 60 years of age and older
- 1 female resident of Merrimack County, 60 years of age and older

There are currently 248 individuals hospitalized with COVID-19. In New Hampshire since the start of the pandemic, there have been a total of 28,273 cases of COVID-19 diagnosed with 852 (3%) of those having been hospitalized.

Current Situation in New Hampshire

New Hampshire 2019 Novel Coronavirus (COVID-19) Summary Report (data updated December 10, 2020, 9:00 AM)

NH Persons with COVID-19 ¹	28,273
Recovered	21,386 (76%)
Deaths Attributed to COVID-19	584 (2%)
Total Current COVID-19 Cases	6,303
Persons Who Have Been Hospitalized for COVID-19	852 (3%)
Current Hospitalizations	248
Total Persons Tested at Selected Laboratories, Polymerase Chain Reaction (PCR) ²	453,887
Total Persons Tested at Selected Laboratories, Antibody Laboratory Tests ²	33,752
Persons with Specimens Submitted to NH PHL	59,420
Persons with Test Pending at NH PHL ³	1,675

¹Includes specimens positive at any laboratory and those confirmed by CDC confirmatory testing.

²Includes specimens tested at the NH Public Health Laboratories (PHL), LabCorp, Quest, Dartmouth-Hitchcock Medical Center, and those sent to CDC prior to NH PHL testing capacity.

³Includes specimens received and awaiting testing at NH PHL. Does not include tests pending at commercial laboratories.

New Hampshire Institutions Associated with COVID-19 Outbreak (as of 12/10/2020)

Current COVID-19 Outbreaks	Resident Cases	Staff Cases	Under Investigation	Deaths
Colonial Poplin Nursing & Rehabilitation	19	10	0	0
Coos County Nursing Hospital	60	62	0	10
Courville at Bedford - Carlyle Place	17	5	0	0
Crestwood Center Milford	18	10	0	0
Elms Center	22	9	0	0
Epsom Healthcare	26	14	0	1
Evergreen Place	3	2	0	0
Grace House Windham	13	5	0	0
Green Mountain Treatment Center	23	26	0	0
Hackett Hill	1	4	0	0
Hanover Hill Manchester	20	10	0	1
Hanover Terrace Health and Rehabilitation Center	65	24	0	0
Inn at Fairview	12	13	0	0
Lakes Region Community Center Fairview Home	6	4	0	0
Maple Leaf Healthcare Center	93	70	0	10

Merrimack County Nursing Home	8	12	0	0
Nashua Crossings Benchmark	19	14	0	0
NH State Prison for Men	23	17	0	0
NH Veterans' Home	87	81	0	27
Oceanside Center – Genesis	44	27	0	8
Pines of Newmarket	6	3	0	0
Pleasant View Nursing Home	20	5	0	0
Prospect Woodward Home at Hillside Village	13	7	0	1
Ridgewood Genesis Bedford	3	5	0	0
Riverside Rest Home	16	11	0	0
Secure Psychiatric Unit, NH Department of Corrections	10	3	0	0
St. Anne's Rehabilitation and Nursing Center	17	16	0	0
St. Joseph's Residence Manchester	11	11	0	1
Studley Home Assisted Living Facility	30	4	0	1
Warde Rehabilitation & Nursing Center	20	10	0	0

Closed COVID-19 Outbreaks	Resident Cases	Staff Cases	Deaths
All American Assisted Living Londonderry (6/9/2020)	15	16	2
Aurora Assisted Living Derry (6/6/2020)	38	17	10
Bedford Falls (6/6/2020)	40	21	11
Bedford Hills Center Genesis (7/16/2020)	37	25	7
Bedford Hills Center Genesis (11/9/2020)	61	20	19
Bedford Nursing and Rehabilitation Center (7/7/2020)	62	28	17
Bellamy Fields Dover (5/16/2020)	35	13	10
Birch Hill (7/30/2020)	40	29	14
Clipper Harbor Genesis Portsmouth (5/29/2020)	0	8	0
Community Bridges Belmont (6/9/2020)	2	7	0
Community Resources for Justice Transitional Housing Manchester (5/18/2020)	16	4	0
Courville Manchester (6/30/2020)	15	14	6
Crestwood Center Milford (6/30/2020)	54	28	15
Crotched Mountain (4/20/2020)	3	12	1
Easterseals - Manchester (5/16/2020)	45	70	0
Evergreen Place Manchester (9/3/2020)	27	16	7
Greenbriar (8/21/2020)	124	34	28
Greystone Farm at Salem (6/16/2020)	9	3	0
Hackett Hill Genesis Manchester (6/5/2020)	56	16	16
Hanover Hill Manchester (5/26/2020)	79	60	25
Hillsborough County Nursing Home (7/27/2020)	154	55	39
Holy Cross Manchester (7/15/2020)	19	18	1
Huntington Nashua (5/8/2020)	23	19	7
Institute for Professional Practice, Inc (4/21/2020)	2	6	1
Kimi Nichols Center Plaistow (6/10/2020)	3	6	0
Mt. Carmel Nursing and Rehabilitation Manchester (6/26/2020)	38	16	5
Mount Prospect Academy Plymouth (12/8/2020)	14	28	0
Mountain Ridge Genesis Franklin (6/18/2020)	49	2	9
Mountain View Community Ossipee (10/7/2020)	4	8	1
Pine Rock Manor Warner (11/19/2020)	48	14	8

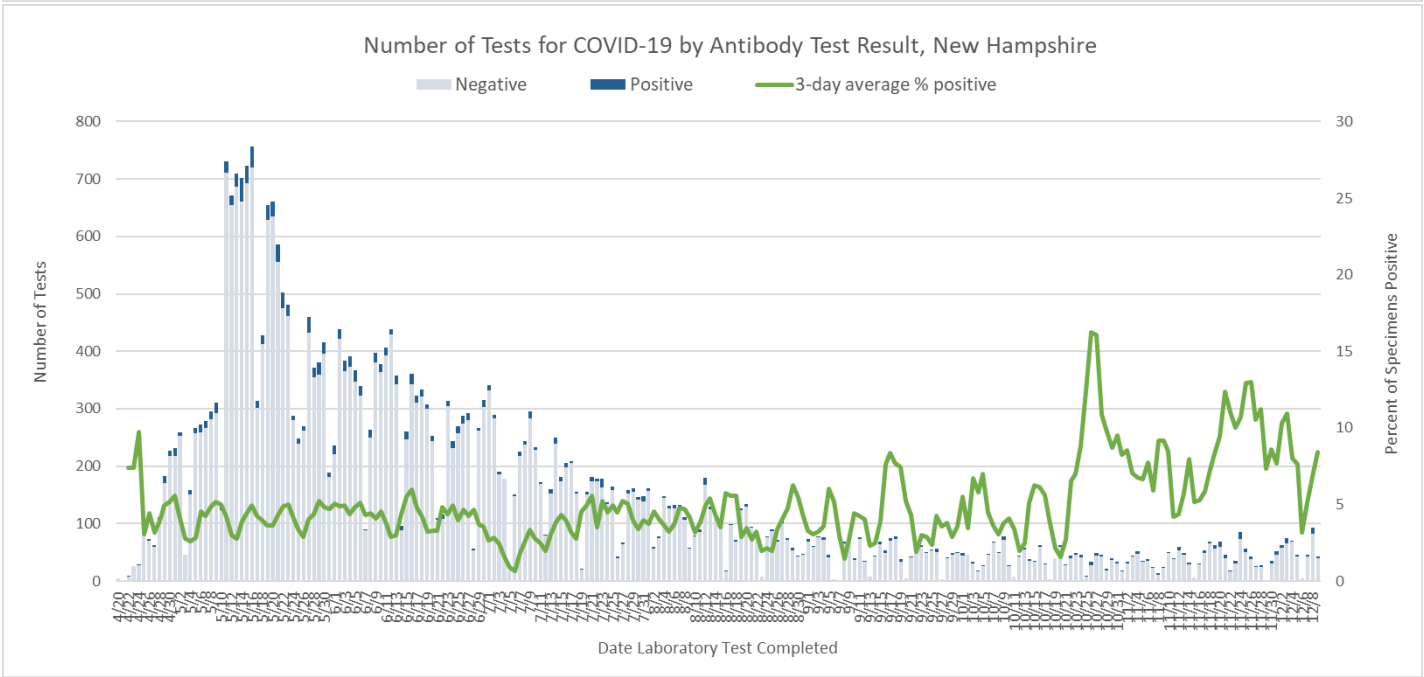
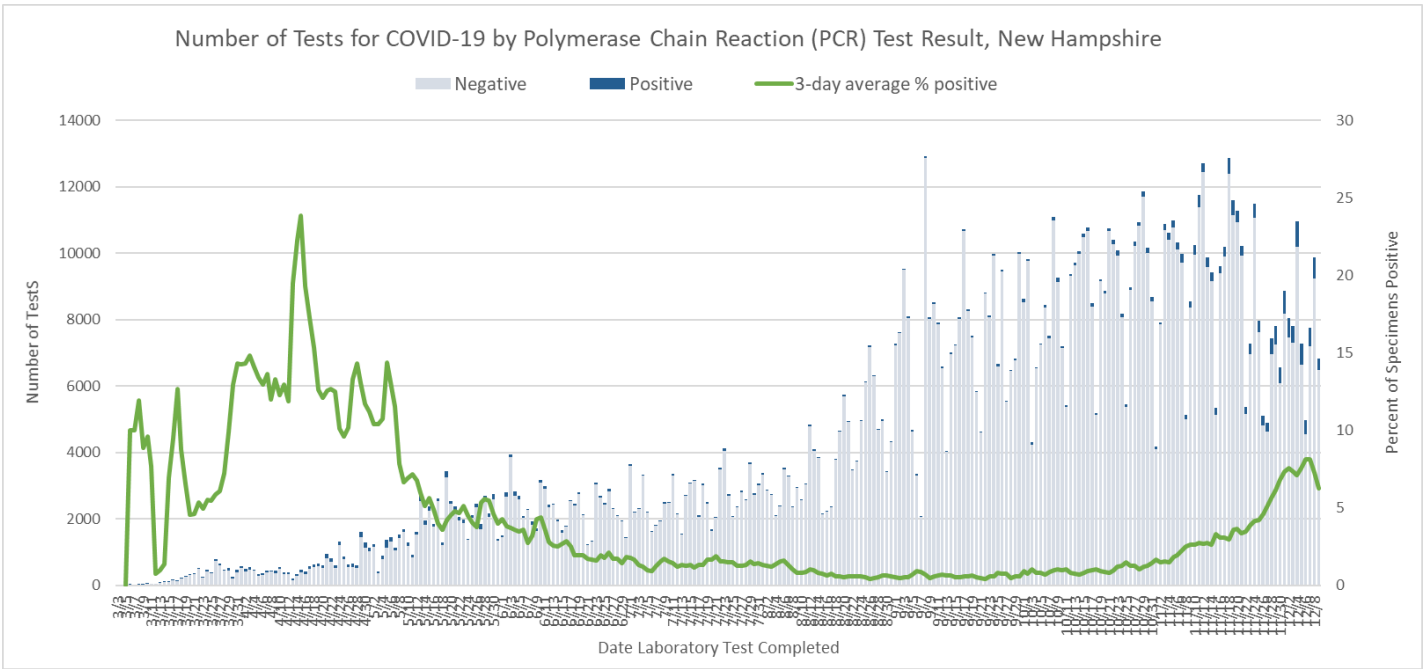
Pleasant Valley Derry (5/27/2020)	87	29	21
Ridgewood Genesis Bedford (6/18/2020)	64	23	23
Ridgewood Genesis Bedford (8/12/2020)	2	9	0
Rockingham County House of Corrections (9/13/2020)	11	1	0
Salemhaven (7/9/2020)	46	15	11
Salem Woods (5/18/2020)	23	26	10
St. Teresa Rehabilitation and Nursing Center (12/3/2020)	31	18	0
Villa Crest Manchester (7/1/2020)	54	45	15
Warde Health Center Windham (10/22/2020)	3	2	0
Woodlawn Care Center (12/10/2020)	33	24	0

Number of Tests Conducted by Date of Report to NH DHHS

Polymerase Chain Reaction (PCR) Tests								
	12/03	12/04	12/05	12/06	12/07	12/08	12/09	Daily Average
NH Public Health Laboratories	1,277	1,087	1,498	820	1,173	1,700	908	1,209
LabCorp	832	1,847	1,397	1,000	1,564	1,693	735	1,295
Quest Diagnostics	1,192	1,671	1,642	1,199	898	1,249	1,728	1,368
Mako Medical	191	398	183	99	201	5	400	211
Dartmouth-Hitchcock Medical Center	741	880	639	507	233	919	106	575
Other NH Hospital Laboratory	472	702	299	436	490	656	405	494
Other Laboratory*	1,556	2,617	1,615	908	1,244	2,110	1,770	1,689
University of New Hampshire**	1,547	1,769	2	0	1,956	1,539	782	1,085
Total	7,808	10,971	7,275	4,969	7,759	9,871	6,834	7,927
Antibody Laboratory Tests								
	12/03	12/04	12/05	12/06	12/07	12/08	12/09	Daily Average
LabCorp	13	9	21	0	0	20	0	9
Quest Diagnostics	38	35	23	1	9	41	28	25
Dartmouth-Hitchcock Medical Center	13	7	1	1	12	15	1	7
Other Laboratory*	9	11	0	2	21	10	12	9
Total	73	62	45	4	42	86	41	50

* Includes out-of-state public health laboratories, out-of-state hospital laboratories, and other commercial laboratories not listed in the above table.

** Includes tests conducted at the UNH laboratory and their contracted lab Veritas.



[NH DHHS Daily Update on COVID-19 Archive](#)

For more information, please visit the DHHS COVID-19 webpage at <https://www.nh.gov/covid19>.

###