


NH Department of Health and Human Services
129 Pleasant Street - State Office Park South
Concord, NH 03301



PRESS RELEASE
FOR IMMEDIATE RELEASE
November 24, 2020

CONTACT
State Joint Information Center
603-223-6169
jic@dos.nh.gov

NH DHHS COVID-19 Update – November 24, 2020

Concord, NH – The New Hampshire Department of Health and Human Services (DHHS) has issued the following update on the new coronavirus, COVID-19.

On Tuesday, November 24, 2020, DHHS announced 362 new positive test results for COVID-19, for a daily PCR test positivity rate of 3.9%. Today's results include 221 people who tested positive by PCR test and 141 who tested positive by antigen test. There are now 4,311 current COVID-19 cases diagnosed in New Hampshire.

Several cases are still under investigation. Additional information from ongoing investigations will be incorporated into future COVID-19 updates. Of those with complete information, there are twenty-five individuals under the age of 18 and the rest are adults with 49% being female and 51% being male. The new cases reside in Hillsborough County other than Manchester and Nashua (63), Rockingham (61), Merrimack (43), Belknap (36), Strafford (22), Cheshire (11), Carroll (8), Grafton (3), Coos (2), and Sullivan (2) counties, and in the cities of Manchester (76) and Nashua (20). The county of residence is being determined for fifteen new cases.

Community-based transmission continues to occur in the State and has been identified in all counties. Of those with complete risk information, most of the cases have either had close contact with a person with a confirmed COVID-19 diagnosis or are associated with an outbreak setting.

DHHS has also announced one additional death related to COVID-19. We offer our sympathies to the family and friends.

- 1 male resident of Coos County, 60 years of age and older

There are currently 121 individuals hospitalized with COVID-19. In New Hampshire since the start of the pandemic, there have been a total of 18,382 cases of COVID-19 diagnosed with 832 (5%) of those having been hospitalized.

Current Situation in New Hampshire

New Hampshire 2019 Novel Coronavirus (COVID-19) Summary Report (data updated November 24, 2020, 9:00 AM)

NH Persons with COVID-19:	18,382
Recovered	13,558 (74%)
Deaths Attributed to COVID-19	513 (3%)
Total Current COVID-19 Cases	4,311

Persons Who Have Been Hospitalized for COVID-19	832 (5%)
Current Hospitalizations	121
Total Persons Tested at Selected Laboratories, Polymerase Chain Reaction (PCR) ₁	407,668
Total Persons Tested at Selected Laboratories, Antibody Laboratory Tests ₂	32,967
Persons with Specimens Submitted to NH PHL	56,385
Persons with Test Pending at NH PHL ₃	740
Persons Being Monitored in NH (approximate point in time)	6,650

₁Includes specimens positive at any laboratory and those confirmed by CDC confirmatory testing.

₂Includes specimens tested at the NH Public Health Laboratories (PHL), LabCorp, Quest, Dartmouth-Hitchcock Medical Center, and those sent to CDC prior to NH PHL testing capacity.

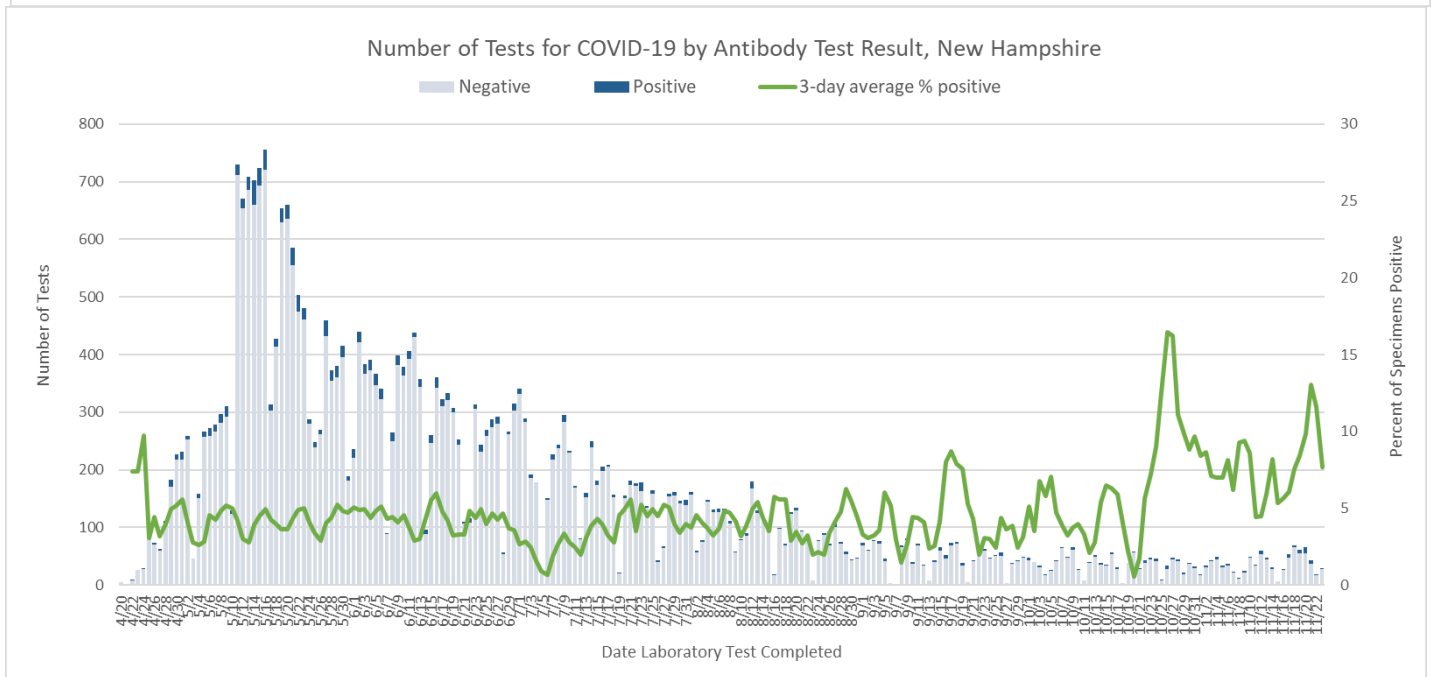
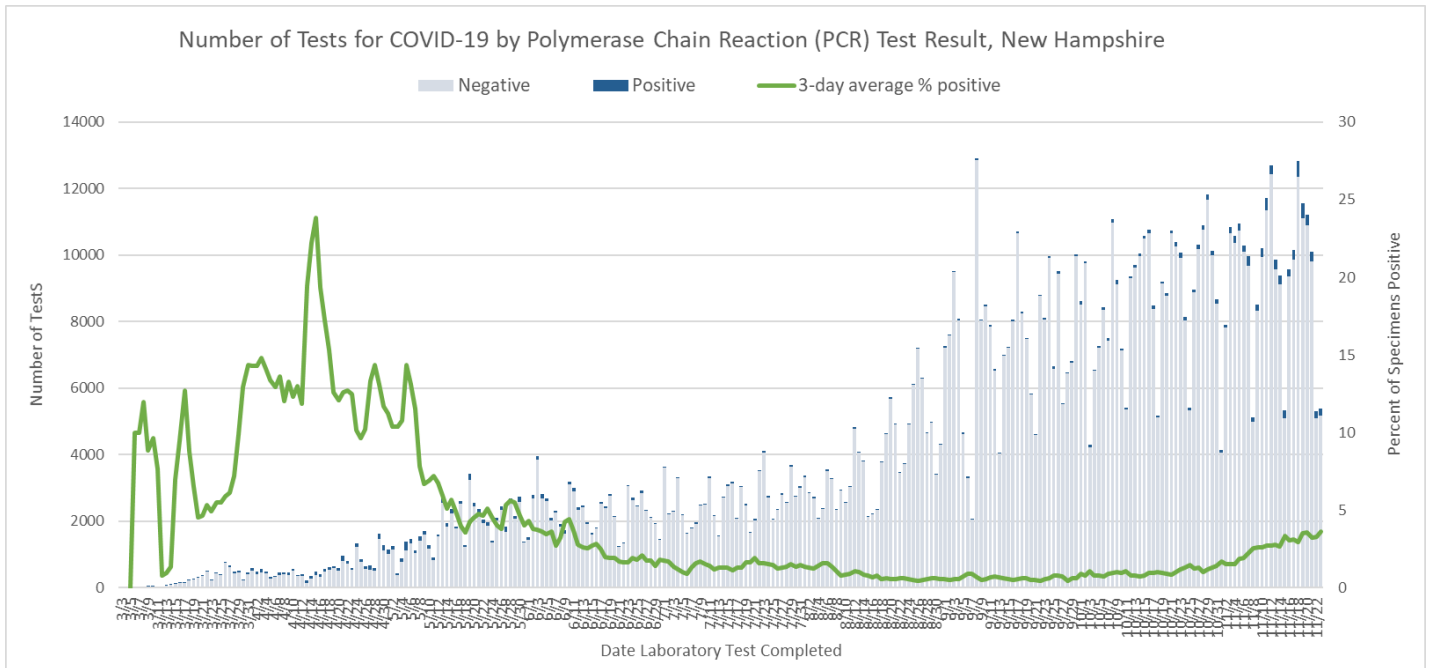
₃Includes specimens received and awaiting testing at NH PHL. Does not include tests pending at commercial laboratories.

Number of Tests Conducted by Date of Report to NH DHHS

Polymerase Chain Reaction (PCR) Tests								
	11/17	11/18	11/19	11/20	11/21	11/22	11/23	Daily Average
NH Public Health Laboratories	684	778	1,028	1,231	1,237	1,082	702	963
LabCorp	654	3,055	1,539	1,040	1,565	1,221	357	1,347
Quest Diagnostics	1,784	1,592	2,403	1,871	1,405	1,523	1,350	1,704
Mako Medical	23	129	42	19	437	185	193	147
Dartmouth-Hitchcock Medical Center	655	1,045	659	591	829	347	0	589
Other NH Hospital Laboratory	498	541	632	506	452	235	276	449
Other Laboratory*	1,944	2,826	1,203	3,205	2,557	674	756	1,881
University of New Hampshire**	3,912	2,876	4,053	2,745	1,617	36	1,746	2,426
Total	10,154	12,842	11,559	11,208	10,099	5,303	5,380	9,506
Antibody Laboratory Tests								
	11/17	11/18	11/19	11/20	11/21	11/22	11/23	Daily Average
LabCorp	16	14	8	21	16	3	0	11
Quest Diagnostics	19	43	34	17	21	10	8	22
Dartmouth-Hitchcock Medical Center	5	6	7	5	5	1	0	4
Other Laboratory*	7	4	10	12	1	3	19	8
Total	47	67	59	55	43	17	27	45

* Includes out-of-state public health laboratories, out-of-state hospital laboratories, and other commercial laboratories not listed in the above table.

** Includes tests conducted at the UNH laboratory and their contracted lab Veritas.



[NH DHHS Daily Update on COVID-19 Archive](#)

For more information, please visit the DHHS COVID-19 webpage at <https://www.nh.gov/covid19>.

###