


NH Department of Health and Human Services
129 Pleasant Street - State Office Park South
Concord, NH 03301



PRESS RELEASE
FOR IMMEDIATE RELEASE
November 18, 2020

CONTACT
State Joint Information Center
603-223-6169
jic@dos.nh.gov

NH DHHS COVID-19 Update – November 18, 2020

Concord, NH – The New Hampshire Department of Health and Human Services (DHHS) has issued the following update on the new coronavirus, COVID-19.

On Wednesday, November 18, 2020, DHHS announced 447 new positive test results for COVID-19, for a daily PCR test positivity rate of 2.4%. Today's results include 326 people who tested positive by PCR test and 121 who tested positive by antigen test. There are now 3,767 current COVID-19 cases diagnosed in New Hampshire.

Several cases are still under investigation. Additional information from ongoing investigations will be incorporated into future COVID-19 updates. Of those with complete information, there are forty-five individuals under the age of 18 and the rest are adults with 50% being female and 50% being male. The new cases reside in Rockingham (117), Hillsborough County other than Manchester and Nashua (53), Strafford (34), Coos (26), Belknap (24), Merrimack (21), Cheshire (15), Grafton (11), Carroll (4), and Sullivan (3) counties, and in the cities of Manchester (50) and Nashua (43). The county of residence is being determined for forty-six new cases.

Community-based transmission continues to occur in the State and has been identified in all counties. Of those with complete risk information, most of the cases are either associated with an outbreak setting or have had close contact with a person with a confirmed COVID-19 diagnosis.

DHHS has also announced two additional deaths related to COVID-19. We offer our sympathies to the family and friends.

- 1 male resident of Belknap County, 60 years of age and older
- 1 female resident of Merrimack County, 60 years of age and older

There are currently 91 individuals hospitalized with COVID-19. In New Hampshire since the start of the pandemic, there have been a total of 15,749 cases of COVID-19 diagnosed with 822 (5%) of those having been hospitalized.

Current Situation in New Hampshire

New Hampshire 2019 Novel Coronavirus (COVID-19) Summary Report (data updated November 18, 2020, 9:00 AM)

NH Persons with COVID-19:	15,749
Recovered	11,478 (73%)
Deaths Attributed to COVID-19	504 (3%)

Total Current COVID-19 Cases	3,767
Persons Who Have Been Hospitalized for COVID-19	822 (5%)
Current Hospitalizations	91
Total Persons Tested at Selected Laboratories, Polymerase Chain Reaction (PCR) ₂	391,151
Total Persons Tested at Selected Laboratories, Antibody Laboratory Tests ₂	32,709
Persons with Specimens Submitted to NH PHL	54,802
Persons with Test Pending at NH PHL ₃	831
Persons Being Monitored in NH (approximate point in time)	6,375

₁Includes specimens positive at any laboratory and those confirmed by CDC confirmatory testing.

₂Includes specimens tested at the NH Public Health Laboratories (PHL), LabCorp, Quest, Dartmouth-Hitchcock Medical Center, Mako, certain hospital laboratories, the University of New Hampshire and their contracted laboratory, and those sent to CDC prior to NH PHL testing capacity.

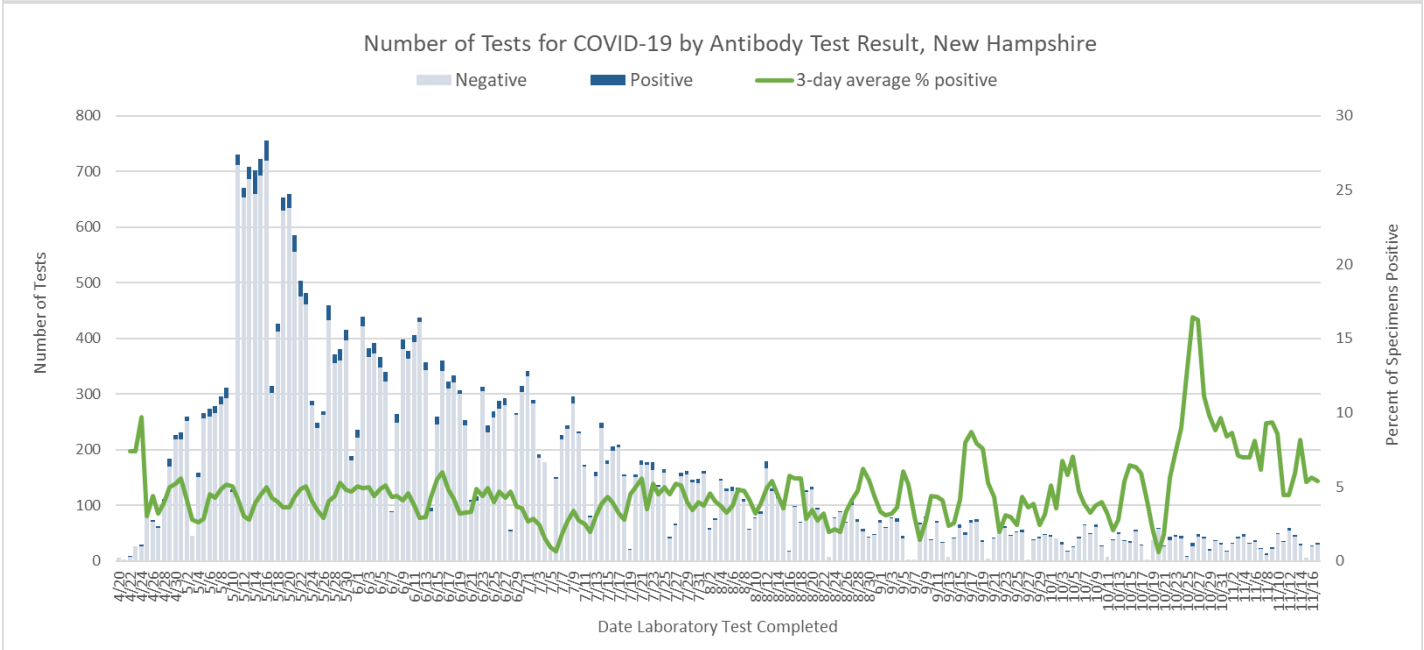
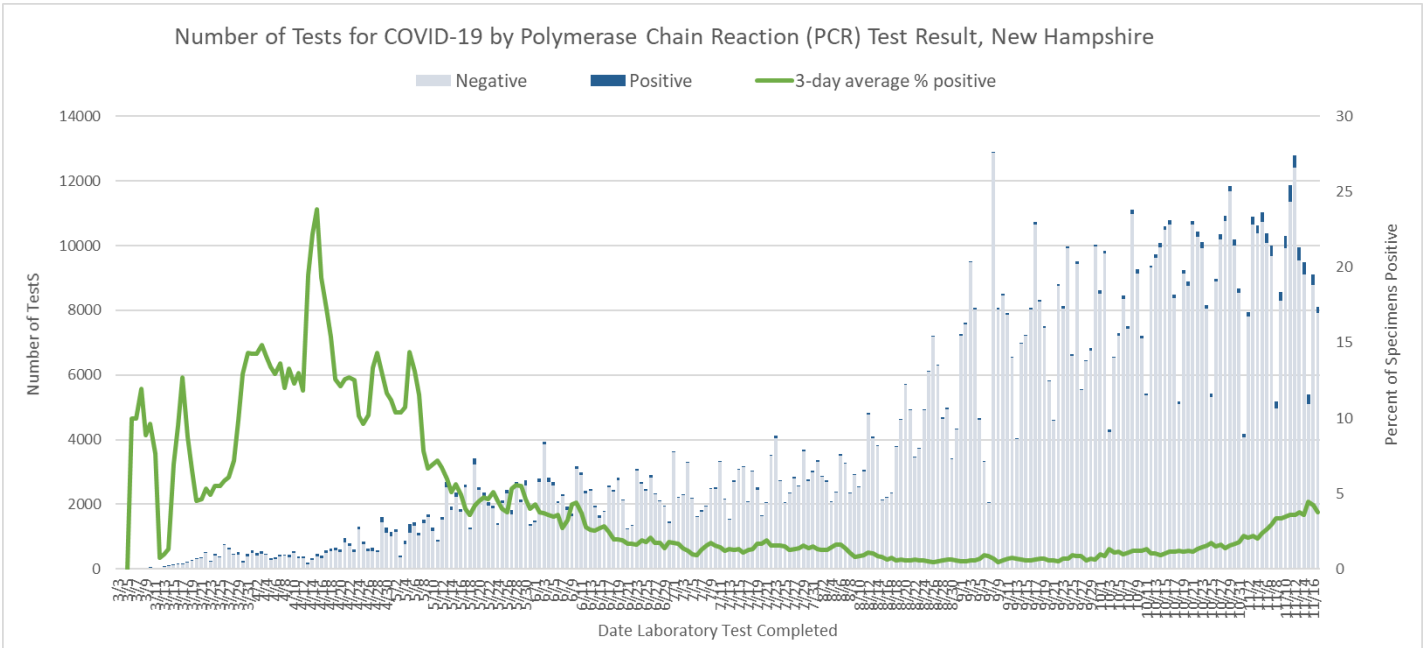
₃Includes specimens received and awaiting testing at NH PHL. Does not include tests pending at commercial laboratories.

Number of Tests Conducted by Date of Report to NH DHHS

Polymerase Chain Reaction (PCR) Tests								
	11/11	11/12	11/13	11/14	11/15	11/16	11/17	Daily Average
NH Public Health Laboratories	1,051	869	970	907	958	388	683	832
LabCorp	1,746	1,290	685	1,063	1,387	742	360	1,039
Quest Diagnostics	1,959	2,647	750	1,150	1,999	2,391	1,704	1,800
Mako Medical	13	279	76	44	1	18	23	65
Dartmouth-Hitchcock Medical Center	648	613	847	576	253	281	5	460
Other NH Hospital Laboratory	752	566	506	309	255	404	334	447
Other Laboratory*	2,273	2,033	2,405	2,328	523	1,386	1,676	1,803
University of New Hampshire**	3,415	4,489	3,707	3,103	14	3,495	3,317	3,077
Total	11,857	12,786	9,946	9,480	5,390	9,105	8,102	9,524
Antibody Laboratory Tests								
	11/11	11/12	11/13	11/14	11/15	11/16	11/17	Daily Average
LabCorp	5	7	13	8	0	0	0	5
Quest Diagnostics	13	28	23	20	6	10	18	17
Dartmouth-Hitchcock Medical Center	9	11	2	0	0	4	2	4
Other Laboratory*	5	13	2	3	0	10	7	6
Total	32	59	40	31	6	24	27	31

* Includes out-of-state public health laboratories, out-of-state hospital laboratories, and other commercial laboratories not listed in the above table.

** Includes tests conducted at the UNH laboratory and their contracted lab Veritas.



[NH DHHS Daily Update on COVID-19 Archive](#)

For more information, please visit the DHHS COVID-19 webpage at <https://www.nh.gov/covid19>.

###