


NH Department of Health and Human Services
129 Pleasant Street - State Office Park South
Concord, NH 03301



PRESS RELEASE
FOR IMMEDIATE RELEASE
November 16, 2020

CONTACT
State Joint Information Center
603-223-6169
jic@dos.nh.gov

NH DHHS COVID-19 Update – November 16, 2020

Concord, NH – The New Hampshire Department of Health and Human Services (DHHS) has issued the following update on the new coronavirus, COVID-19.

On Monday, November 16, 2020, DHHS announced 358 new positive test results for COVID-19, for a daily PCR test positivity rate of 4.3%. Today's results include 193 people who tested positive by PCR test and 165 who tested positive by antigen test. There are now 3,344 current COVID-19 cases diagnosed in New Hampshire.

Several cases are still under investigation. Additional information from ongoing investigations will be incorporated into future COVID-19 updates. Of those with complete information, there are sixty-four individuals under the age of 18 and the rest are adults with 48% being female and 52% being male. The new cases reside in Rockingham (75), Hillsborough County other than Manchester and Nashua (48), Merrimack (34), Strafford (26), Cheshire (17), Belknap (12), Carroll (7), Grafton (7), Sullivan (7), and Coos (5) counties, and in the cities of Manchester (66) and Nashua (40). The county of residence is being determined for fourteen new cases.

Community-based transmission continues to occur in the State and has been identified in all counties. Of those with complete risk information, most of the cases have either had close contact with a person with a confirmed COVID-19 diagnosis or are associated with an outbreak setting.

DHHS has also announced one additional death related to COVID-19. We offer our sympathies to the family and friends.

- 1 male resident of Coos County, 60 years of age and older

There are currently 74 individuals hospitalized with COVID-19. In New Hampshire since the start of the pandemic, there have been a total of 15,029 cases of COVID-19 diagnosed with 817 (5%) of those having been hospitalized.

Current Situation in New Hampshire

New Hampshire 2019 Novel Coronavirus (COVID-19) Summary Report (data updated November 16, 2020, 9:00 AM)

| | |
|-------------------------------|--------------|
| NH Persons with COVID-19: | 15,029 |
| Recovered | 11,185 (74%) |
| Deaths Attributed to COVID-19 | 500 (3%) |
| Total Current COVID-19 Cases | 3,344 |

| | |
|---|----------|
| Persons Who Have Been Hospitalized for COVID-19 | 817 (5%) |
| Current Hospitalizations | 74 |
| Total Persons Tested at Selected Laboratories, Polymerase Chain Reaction (PCR) ₂ | 387,608 |
| Total Persons Tested at Selected Laboratories, Antibody Laboratory Tests ₂ | 32,656 |
| Persons with Specimens Submitted to NH PHL | 54,558 |
| Persons with Test Pending at NH PHL ₃ | 42 |
| Persons Being Monitored in NH (approximate point in time) | 6,200 |

₁Includes specimens positive at any laboratory and those confirmed by CDC confirmatory testing.

₂Includes specimens tested at the NH Public Health Laboratories (PHL), LabCorp, Quest, Dartmouth-Hitchcock Medical Center, Mako, certain hospital laboratories, the University of New Hampshire and their contracted laboratory, and those sent to CDC prior to NH PHL testing capacity.

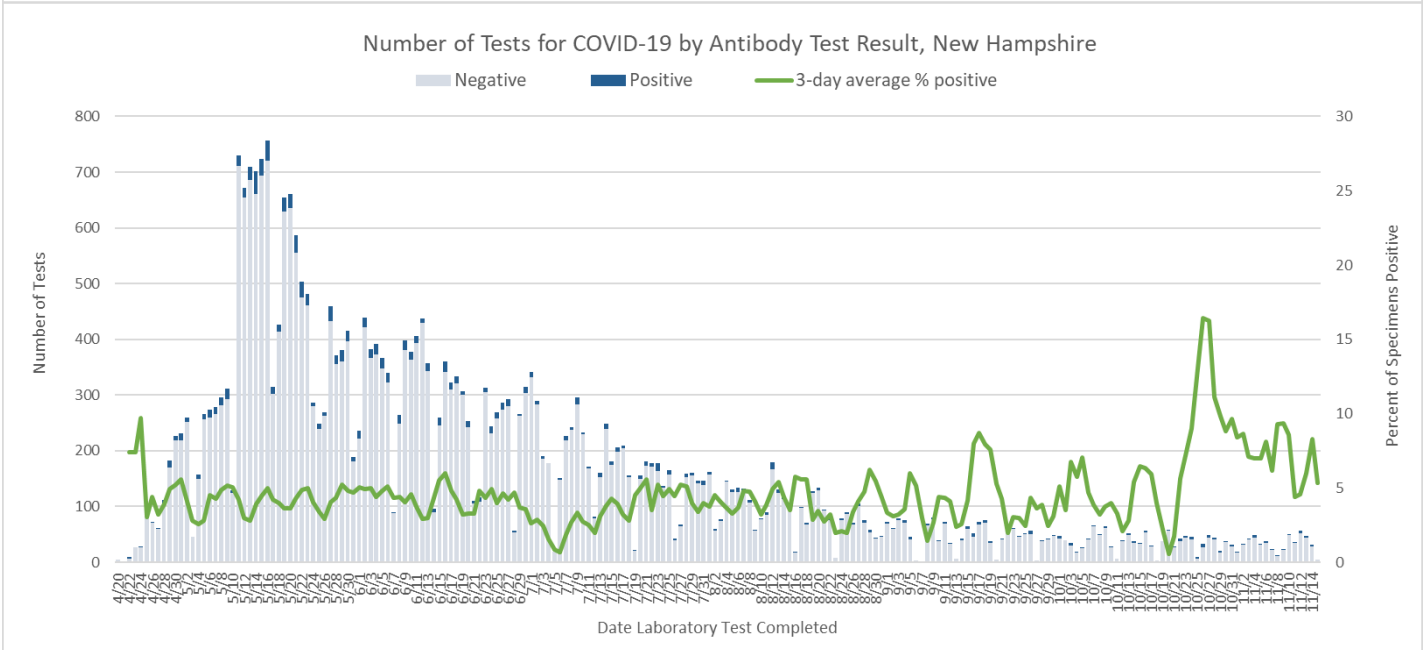
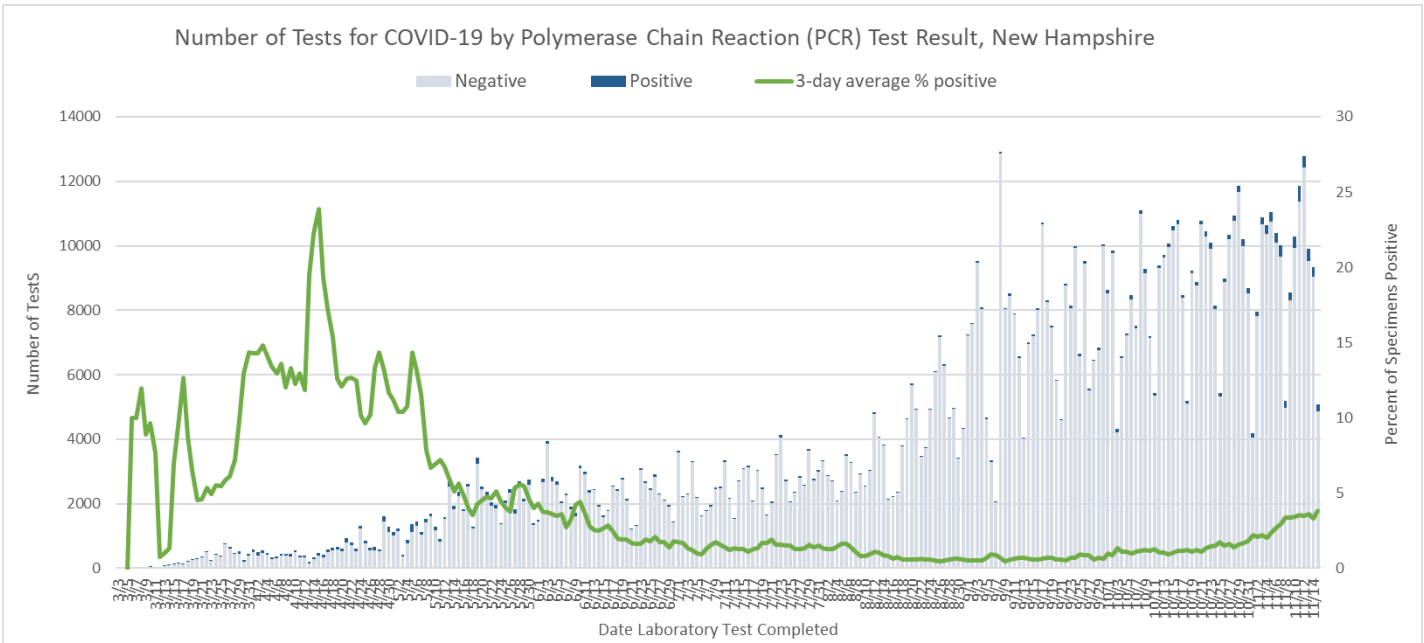
₃Includes specimens received and awaiting testing at NH PHL. Does not include tests pending at commercial laboratories.

Number of Tests Conducted by Date of Report to NH DHHS

| Polymerase Chain Reaction (PCR) Tests | | | | | | | | |
|---------------------------------------|-------|--------|--------|--------|-------|-------|-------|---------------|
| | 11/9 | 11/10 | 11/11 | 11/12 | 11/13 | 11/14 | 11/15 | Daily Average |
| NH Public Health Laboratories | 292 | 368 | 1,093 | 869 | 969 | 907 | 961 | 780 |
| LabCorp | 815 | 1,573 | 1,745 | 1,290 | 684 | 1,054 | 1,366 | 1,218 |
| Quest Diagnostics | 1,692 | 2,246 | 1,959 | 2,647 | 744 | 1,103 | 1,883 | 1,753 |
| Mako Medical | 54 | 2 | 13 | 279 | 76 | 44 | 1 | 67 |
| Dartmouth-Hitchcock Medical Center | 155 | 462 | 648 | 613 | 847 | 576 | 253 | 508 |
| Other NH Hospital Laboratory | 369 | 569 | 743 | 566 | 504 | 307 | 220 | 468 |
| Other Laboratory* | 842 | 1,500 | 2,252 | 2,014 | 2,386 | 2,285 | 373 | 1,665 |
| University of New Hampshire** | 4,340 | 3,569 | 3,416 | 4,491 | 3,692 | 3,067 | 14 | 3,227 |
| Total | 8,559 | 10,289 | 11,869 | 12,769 | 9,902 | 9,343 | 5,071 | 9,686 |
| Antibody Laboratory Tests | | | | | | | | |
| | 11/9 | 11/10 | 11/11 | 11/12 | 11/13 | 11/14 | 11/15 | Daily Average |
| LabCorp | 1 | 7 | 5 | 7 | 13 | 8 | 0 | 6 |
| Quest Diagnostics | 14 | 27 | 13 | 26 | 23 | 20 | 5 | 18 |
| Dartmouth-Hitchcock Medical Center | 4 | 8 | 9 | 11 | 2 | 0 | 0 | 5 |
| Other Laboratory* | 5 | 4 | 5 | 13 | 2 | 3 | 0 | 5 |
| Total | 24 | 46 | 32 | 57 | 40 | 31 | 5 | 34 |

* Includes out-of-state public health laboratories, out-of-state hospital laboratories, and other commercial laboratories not listed in the above table.

** Includes tests conducted at the UNH laboratory and their contracted lab Veritas.



[NH DHHS Daily Update on COVID-19 Archive](#)

For more information, please visit the DHHS COVID-19 webpage at <https://www.nh.gov/covid19>.

###