


NH Department of Health and Human Services
129 Pleasant Street - State Office Park South
Concord, NH 03301



PRESS RELEASE
FOR IMMEDIATE RELEASE
November 13, 2020

CONTACT
State Joint Information Center
603-223-6169
jic@dos.nh.gov

NH DHHS COVID-19 Update – November 13, 2020

Concord, NH – The New Hampshire Department of Health and Human Services (DHHS) has issued the following update on the new coronavirus, COVID-19.

On Friday, November 13, 2020, DHHS announced 462 new positive test results for COVID-19, for a daily PCR test positivity rate of 1.6%. Today's results include 327 people who tested positive by PCR test and 135 who tested positive by antigen test. There are now 2,743 current COVID-19 cases diagnosed in New Hampshire.

Several cases are still under investigation. Additional information from ongoing investigations will be incorporated into future COVID-19 updates. Of those with complete information, there are forty-eight individuals under the age of 18 and the rest are adults with 43% being female and 57% being male. The new cases reside in Rockingham (87), Hillsborough County other than Manchester and Nashua (54), Merrimack (34), Strafford (29), Grafton (19), Belknap (15), Cheshire (15), Carroll (10), Coos (6), and Sullivan (6) counties, and in the cities of Nashua (92) and Manchester (62). The county of residence is being determined for thirty-three new cases.

Seven new hospitalized cases were reported. There are currently 69 individuals hospitalized with COVID-19. This census may include out of state residents hospitalized in NH and/or individuals readmitted to the hospital, therefore increases in the daily hospital census may not always equal the number of new hospitalizations reported in a given day. Community-based transmission continues to occur in the State and has been identified in all counties.

DHHS has also announced three additional deaths related to COVID-19. We offer our sympathies to the family and friends.

- 1 female resident of Hillsborough County, 60 years of age and older
- 1 male resident of Coos County, 60 years of age and older
- 1 male resident of Grafton County, 60 years of age and older

In New Hampshire since the start of the pandemic, there have been a total of 13,929 cases of COVID-19 diagnosed with 811 (6%) of those having been hospitalized.

Current Situation in New Hampshire

**New Hampshire 2019 Novel Coronavirus (COVID-19) Summary Report
(data updated November 13, 2020, 9:00 AM)**

Recovered	10,688 (77%)
Deaths Attributed to COVID-19	498 (4%)
Total Current COVID-19 Cases	2,743
Persons Who Have Been Hospitalized for COVID-19	811 (6%)
Current Hospitalizations	69
Total Persons Tested at Selected Laboratories, Polymerase Chain Reaction (PCR) ₂	378,305
Total Persons Tested at Selected Laboratories, Antibody Laboratory Tests ₂	32,562
Persons with Specimens Submitted to NH PHL	54,125
Persons with Test Pending at NH PHL ₃	814
Persons Being Monitored in NH (approximate point in time)	5,775

¹Includes specimens positive at any laboratory and those confirmed by CDC confirmatory testing.

²Includes specimens tested at the NH Public Health Laboratories (PHL), LabCorp, Quest, Dartmouth-Hitchcock Medical Center, Mako, certain hospital laboratories, the University of New Hampshire and their contracted laboratory, and those sent to CDC prior to NH PHL testing capacity.

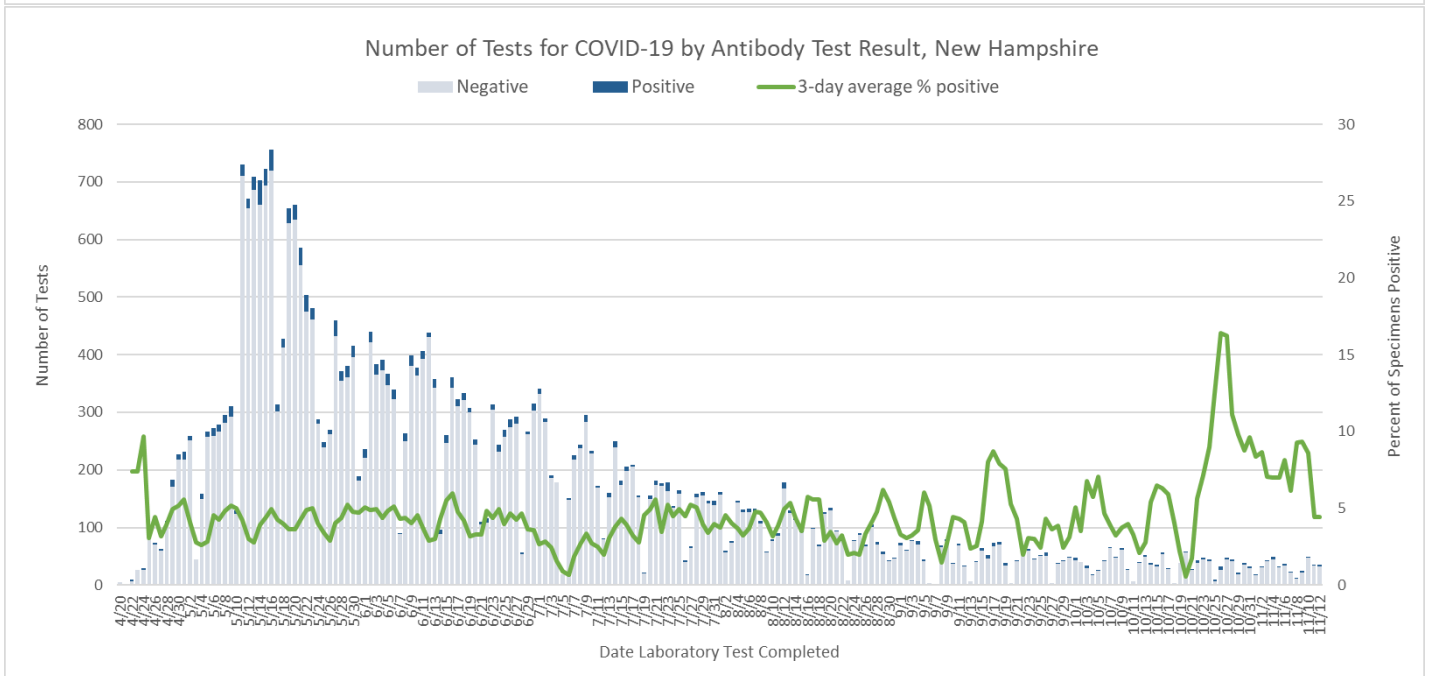
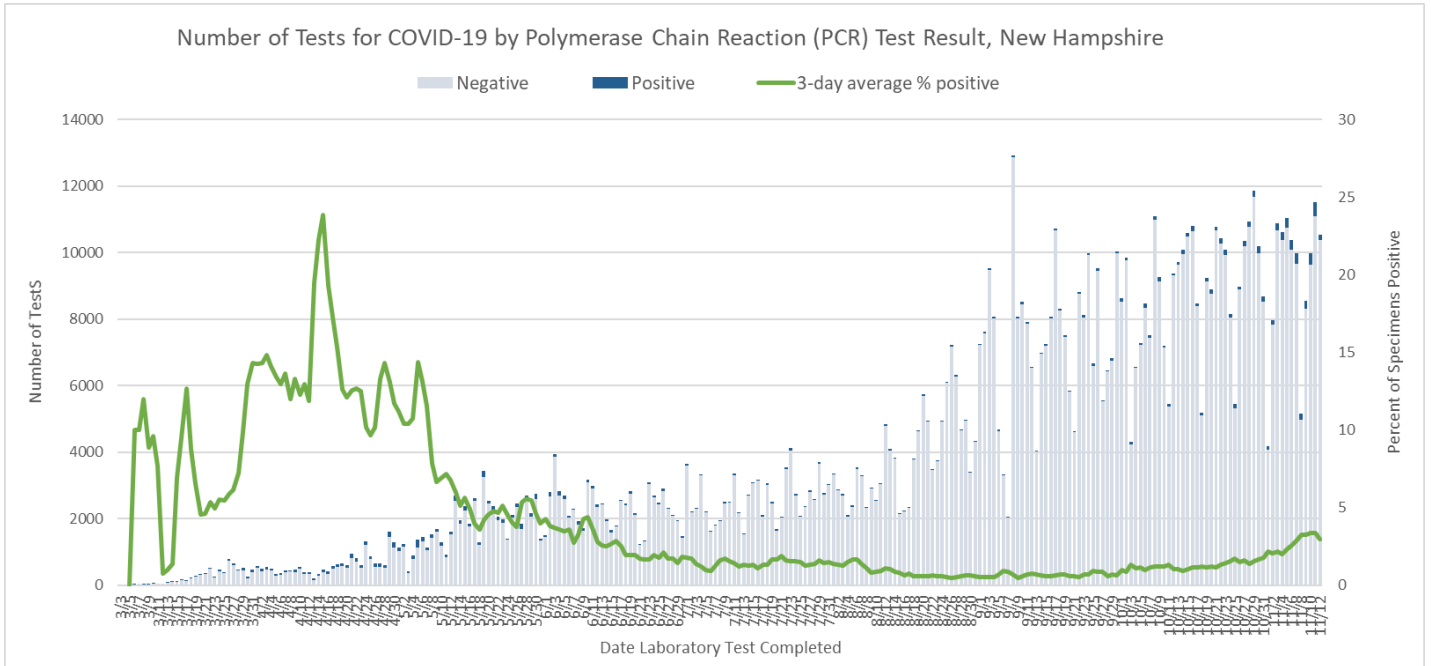
³Includes specimens received and awaiting testing at NH PHL. Does not include tests pending at commercial laboratories.

Number of Tests Conducted by Date of Report to NH DHHS

Polymerase Chain Reaction (PCR) Tests								
	11/6	11/7	11/8	11/9	11/10	11/11	11/12	Daily Average
NH Public Health Laboratories	670	778	616	292	368	1,050	869	663
LabCorp	1,139	1,172	827	813	1,572	1,733	999	1,179
Quest Diagnostics	1,218	1,900	2,619	1,692	2,244	1,959	2,564	2,028
Mako Medical	72	319	217	54	2	13	278	136
Dartmouth-Hitchcock Medical Center	545	721	254	156	462	648	56	406
Other NH Hospital Laboratory	349	423	291	369	568	738	351	441
Other Laboratory*	2,559	1,941	274	834	1,487	2,190	1,517	1,543
University of New Hampshire**	3,828	2,737	70	4,340	3,280	3,184	3,902	3,049
Total	10,380	9,991	5,168	8,550	9,983	11,515	10,536	9,446
Antibody Laboratory Tests								
	11/6	11/7	11/8	11/9	11/10	11/11	11/12	Daily Average
LabCorp	3	4	4	1	7	5	0	3
Quest Diagnostics	20	17	7	14	27	13	26	18
Dartmouth-Hitchcock Medical Center	6	2	0	4	8	9	1	4
Other Laboratory*	2	0	2	5	4	5	9	4
Total	31	23	13	24	46	32	36	29

* Includes out-of-state public health laboratories, out-of-state hospital laboratories, and other commercial laboratories not listed in the above table.

** Includes tests conducted at the UNH laboratory and their contracted lab Veritas.



[NH DHHS Daily Update on COVID-19 Archive](#)

For more information, please visit the DHHS COVID-19 webpage at <https://www.nh.gov/covid19>.

###