


NH Department of Health and Human Services
129 Pleasant Street - State Office Park South
Concord, NH 03301



PRESS RELEASE
FOR IMMEDIATE RELEASE
November 5, 2020

CONTACT
State Joint Information Center
603-223-6169
jic@dos.nh.gov

NH DHHS COVID-19 Update – November 5, 2020

Concord, NH – The New Hampshire Department of Health and Human Services (DHHS) has issued the following update on the new coronavirus, COVID-19.

On Thursday, November 5, 2020, DHHS announced 252 new positive test results for COVID-19, for a daily PCR test positivity rate of 1.8%. Today's results include 204 people who tested positive by PCR test and 48 who tested positive by antigen test. There are now 1,546 current COVID-19 cases diagnosed in New Hampshire.

Several cases are still under investigation. Additional information from ongoing investigations will be incorporated into future COVID-19 updates. Of those with complete information, there are thirty-five individuals under the age of 18 and the rest are adults with 53% being female and 47% being male. The new cases reside in Rockingham (65), Hillsborough County other than Manchester and Nashua (33), Strafford (32), Merrimack (21), Coos (18), Belknap (7), Carroll (7), Grafton (6), Cheshire (5), and Sullivan (4) counties, and in the cities of Manchester (21) and Nashua (20). The county of residence is being determined for thirteen new cases.

One new hospitalized case was reported. There are currently 44 individuals hospitalized with COVID-19. This census may include out of state residents hospitalized in NH and/or individuals readmitted to the hospital, therefore increases in the daily hospital census may not always equal the number of new hospitalizations reported in a given day. Community-based transmission continues to occur in the State and has been identified in all counties. Of those with complete risk information, most of the cases have either had close contact with a person with a confirmed COVID-19 diagnosis or are associated with an outbreak setting.

DHHS has also announced two additional deaths related to COVID-19. We offer our sympathies to the family and friends.

- 1 female resident of Hillsborough County, younger than 60 years of age
- 1 male resident of Hillsborough County, 60 years of age and older

In New Hampshire since the start of the pandemic, there have been a total of 11,808 cases of COVID-19 diagnosed with 788 (7%) of those having been hospitalized.

Current Situation in New Hampshire

New Hampshire 2019 Novel Coronavirus (COVID-19) Summary Report
(data updated November 5, 2020, 9:00 AM)

Recovered	9,776 (83%)
Deaths Attributed to COVID-19	486 (4%)
Total Current COVID-19 Cases	1,546
Persons Who Have Been Hospitalized for COVID-19	788 (7%)
Current Hospitalizations	44
Total Persons Tested at Selected Laboratories, Polymerase Chain Reaction (PCR) ₂	356,358
Total Persons Tested at Selected Laboratories, Antibody Laboratory Tests ₂	32,326
Persons with Specimens Submitted to NH PHL	52,911
Persons with Test Pending at NH PHL ₃	167
Persons Being Monitored in NH (approximate point in time)	4,875

¹Includes specimens positive at any laboratory and those confirmed by CDC confirmatory testing.

²Includes specimens tested at the NH Public Health Laboratories (PHL), LabCorp, Quest, Dartmouth-Hitchcock Medical Center, Mako, certain hospital laboratories, the University of New Hampshire and their contracted laboratory, and those sent to CDC prior to NH PHL testing capacity.

³Includes specimens received and awaiting testing at NH PHL. Does not include tests pending at commercial laboratories.

New Hampshire Institutions Associated with COVID-19 Outbreak (as of 11/5/2020)

Current COVID-19 Outbreaks	Resident Cases	Staff Cases	Under Investigation	Deaths
Bedford Hills Center	61	20	0	19
Mount Prospect Academy Plymouth	9	11	0	0
Pine Rock Manor Warner	48	14	0	5
St. Anne's Rehabilitation and Nursing Center Dover	8	7	0	0
St. Teresa Rehabilitation and Nursing Center Manchester	32	14	0	7
Woodlawn Care Center Newport	8	3	0	0

Closed COVID-19 Outbreaks	Resident Cases	Staff Cases	Deaths
All American Assisted Living Londonderry (6/9/2020)	15	16	2
Aurora Assisted Living Derry (6/6/2020)	38	17	10
Bedford Falls (6/6/2020)	40	21	11
Bedford Hills Center Genesis (7/16/2020)	37	25	7
Bedford Nursing and Rehabilitation Center (7/7/2020)	62	28	17
Bellamy Fields Dover (5/16/2020)	35	13	10
Birch Hill (7/30/2020)	40	29	14
Clipper Harbor Genesis Portsmouth (5/29/2020)	0	8	0
Community Bridges Belmont (6/9/2020)	2	7	0
Community Resources for Justice Transitional Housing Manchester (5/18/2020)	16	4	0
Courville Manchester (6/30/2020)	15	14	6
Crestwood Center Milford (6/30/2020)	54	28	15
Crotched Mountain (4/20/2020)	3	12	1
Easterseals - Manchester (5/16/2020)	45	70	0
Evergreen Place Manchester (9/3/2020)	27	16	7
Greenbriar (8/21/2020)	124	34	28
Greystone Farm at Salem (6/16/2020)	9	3	0

Hackett Hill Genesis Manchester (6/5/2020)	56	16	16
Hanover Hill Manchester (5/26/2020)	79	60	25
Hillsborough County Nursing Home (7/27/2020)	154	55	39
Holy Cross Manchester (7/15/2020)	19	18	1
Huntington Nashua (5/8/2020)	23	19	7
Institute for Professional Practice, Inc (4/21/2020)	2	6	1
Kimi Nichols Center Plaistow (6/10/2020)	3	6	0
Mt. Carmel Nursing and Rehabilitation Manchester (6/26/2020)	38	16	5
Mountain Ridge Genesis Franklin (6/18/2020)	49	2	9
Mountain View Community Ossipee (10/7/2020)	8	4	0
Pleasant Valley Derry (5/27/2020)	87	29	21
Ridgewood Genesis Bedford (6/18/2020)	64	23	23
Ridgewood Genesis Bedford (8/12/2020)	2	9	0
Rockingham County House of Corrections (9/13/2020)	11	1	0
Salemhaven (7/9/2020)	46	15	11
Salem Woods (5/18/2020)	23	26	10
Villa Crest Manchester (7/1/2020)	54	45	15
Warde Health Center Windham (10/22/2020)	3	2	0

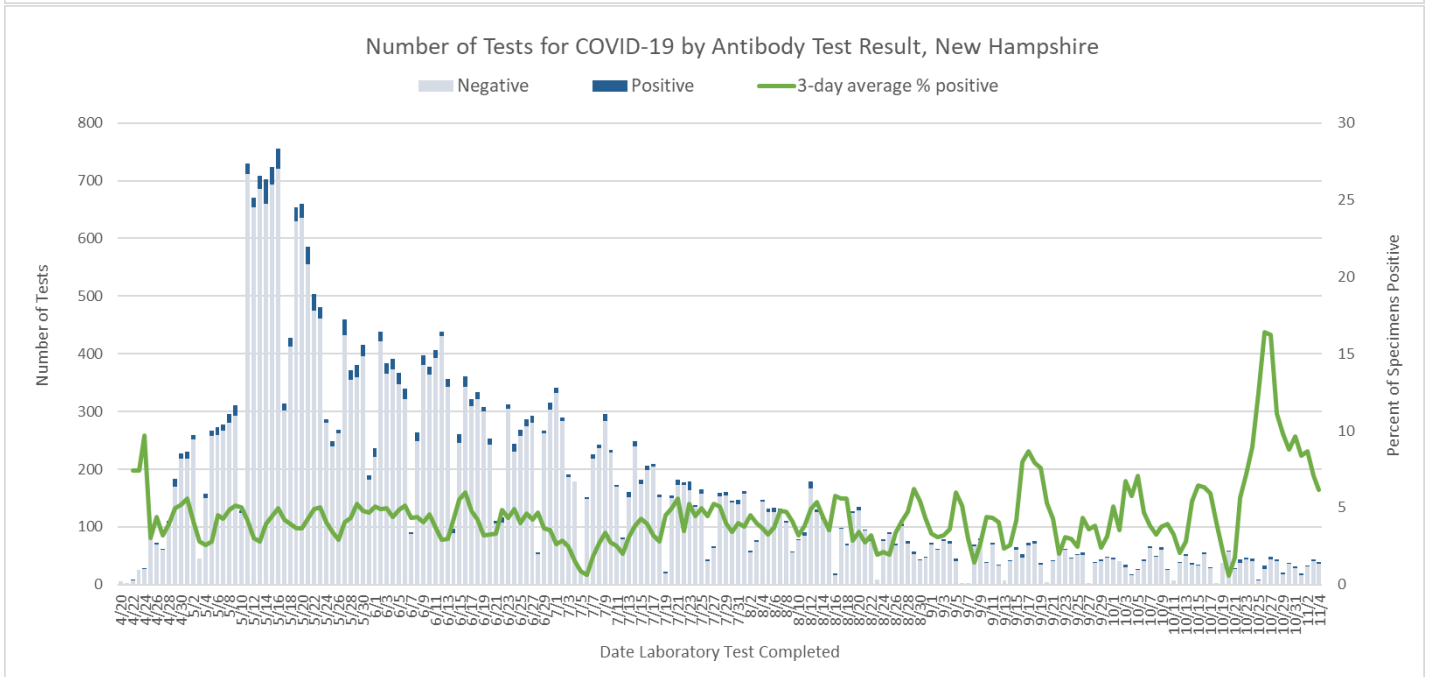
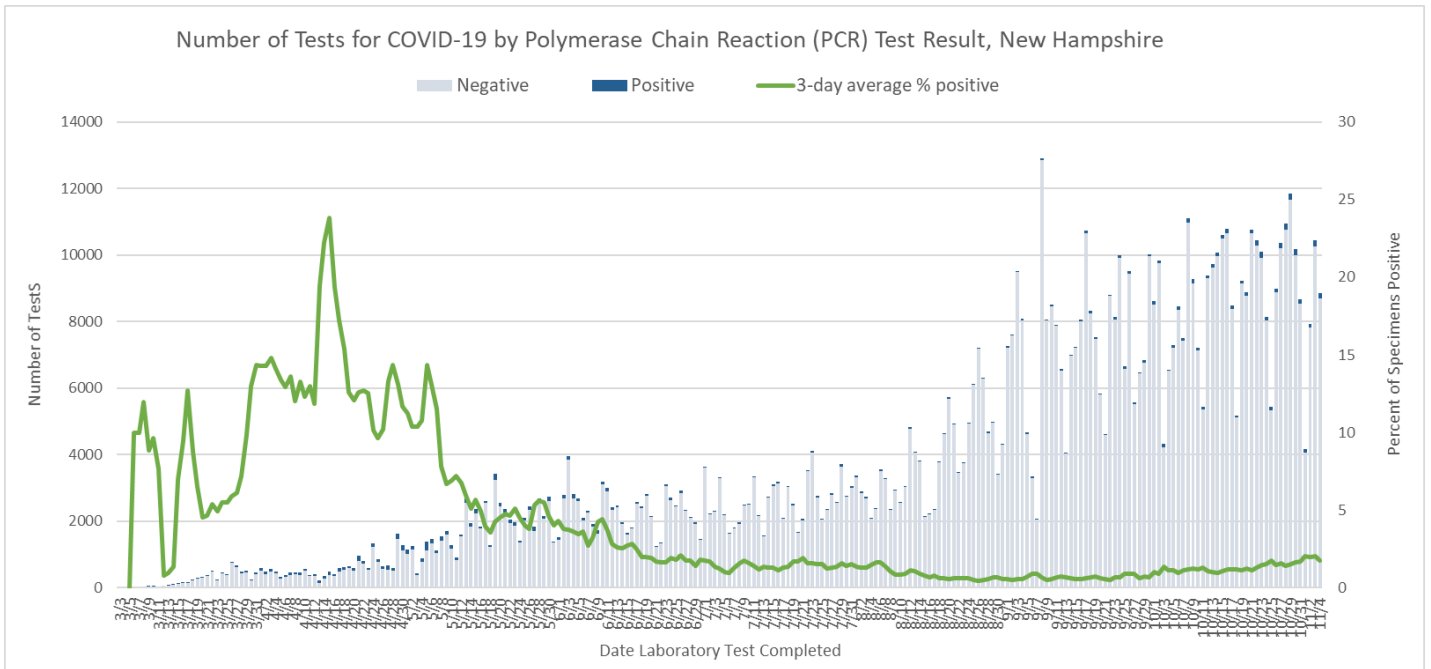
0

Number of Tests Conducted by Date of Report to NH DHHS

Polymerase Chain Reaction (PCR) Tests								
	10/29	10/30	10/31	11/1	11/2	11/3	11/4	Daily Average
NH Public Health Laboratories	915	673	579	1,113	264	466	794	686
LabCorp	1,179	1,677	1,141	749	396	1,874	729	1,106
Quest Diagnostics	1,527	2,003	1,184	1,413	2,138	2,165	1,184	1,659
Mako Medical	18	68	143	24	13	21	145	62
Dartmouth-Hitchcock Medical Center	908	649	420	178	226	719	690	541
Other NH Hospital Laboratory	450	387	244	269	473	511	351	384
Other Laboratory*	1,938	1,575	1,817	396	458	1,180	1,045	1,201
University of New Hampshire**	4,913	3,145	3,144	29	3,970	3,513	3,919	3,233
Total	11,848	10,177	8,672	4,171	7,938	10,449	8,857	8,873
Antibody Laboratory Tests								
	10/29	10/30	10/31	11/1	11/2	11/3	11/4	Daily Average
LabCorp	4	9	4	1	0	11	0	4
Quest Diagnostics	6	16	23	18	13	23	17	17
Dartmouth-Hitchcock Medical Center	5	7	2	0	6	4	11	5
Other Laboratory*	6	2	3	0	13	3	9	5
Total	21	34	32	19	32	41	37	31

* Includes out-of-state public health laboratories, out-of-state hospital laboratories, and other commercial laboratories not listed in the above table.

** Includes tests conducted at the UNH laboratory and their contracted lab Veritas.



[NH DHHS Daily Update on COVID-19 Archive](#)

For more information, please visit the DHHS COVID-19 webpage at <https://www.nh.gov/covid19>.

###