


NH Department of Health and Human Services
129 Pleasant Street - State Office Park South
Concord, NH 03301



PRESS RELEASE
FOR IMMEDIATE RELEASE
November 2, 2020

CONTACT
State Joint Information Center
603-223-6169
jic@dos.nh.gov

NH DHHS COVID-19 Update – November 2, 2020

Concord, NH – The New Hampshire Department of Health and Human Services (DHHS) has issued the following update on the new coronavirus, COVID-19.

On Monday, November 2, 2020, DHHS announced 105 new positive test results for COVID-19, for a daily PCR test positivity rate of 2.4%. Today's results include 86 people who tested positive by PCR test and 19 who tested positive by antigen test. There are now 1,407 current COVID-19 cases diagnosed in New Hampshire.

Several cases are still under investigation. Additional information from ongoing investigations will be incorporated into future COVID-19 updates. Of those with complete information, there are ten individuals under the age of 18 and the rest are adults with 62% being female and 38% being male. The new cases reside in Rockingham (25), Hillsborough County other than Manchester and Nashua (16), Merrimack (15), Strafford (12), Grafton (7), Belknap (5), Cheshire (3), Coos (2), and Sullivan (2) counties, and in the cities of Manchester (7) and Nashua (6). The county of residence is being determined for five new cases.

One new hospitalized case was reported. There are currently 41 individuals hospitalized with COVID-19. This census may include out of state residents hospitalized in NH and/or individuals readmitted to the hospital, therefore increases in the daily hospital census may not always equal the number of new hospitalizations reported in a given day. Community-based transmission continues to occur in the State and has been identified in all counties.

In New Hampshire since the start of the pandemic, there have been a total of 11,320 cases of COVID-19 diagnosed with 781 (7%) of those having been hospitalized.

Current Situation in New Hampshire

New Hampshire 2019 Novel Coronavirus (COVID-19) Summary Report (data updated November 2, 2020, 9:00 AM)

NH Persons with COVID-19:	11,320
Recovered	9,430 (83%)
Deaths Attributed to COVID-19	483 (4%)
Total Current COVID-19 Cases	1,407
Persons Who Have Been Hospitalized for COVID-19	781 (7%)
Current Hospitalizations	41

Total Persons Tested at Selected Laboratories, Polymerase Chain Reaction (PCR) ₂	348,198
Total Persons Tested at Selected Laboratories, Antibody Laboratory Tests ₂	32,225
Persons with Specimens Submitted to NH PHL	52,543
Persons with Test Pending at NH PHL ₃	173
Persons Being Monitored in NH (approximate point in time)	4,750

₁Includes specimens positive at any laboratory and those confirmed by CDC confirmatory testing.

₂Includes specimens tested at the NH Public Health Laboratories (PHL), LabCorp, Quest, Dartmouth-Hitchcock Medical Center, Mako, certain hospital laboratories, the University of New Hampshire and their contracted laboratory, and those sent to CDC prior to NH PHL testing capacity.

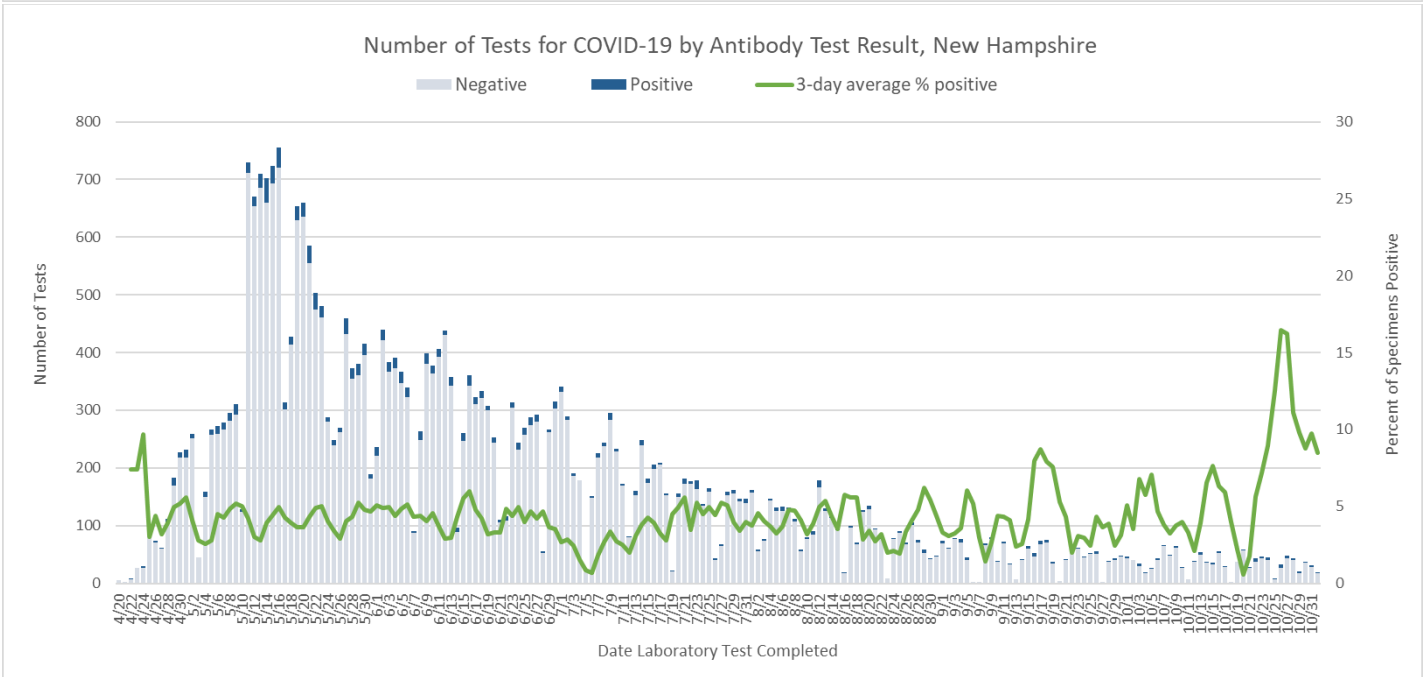
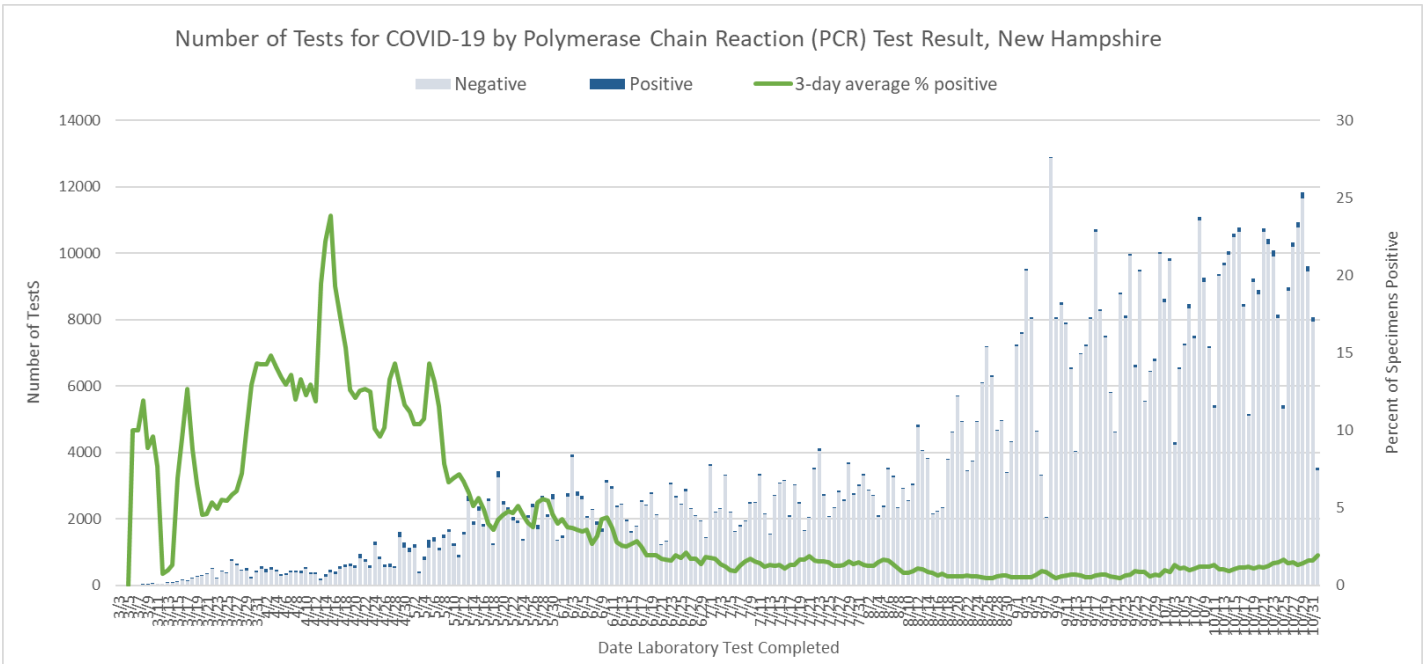
₃Includes specimens received and awaiting testing at NH PHL. Does not include tests pending at commercial laboratories.

Number of Tests Conducted by Date of Report to NH DHHS

Polymerase Chain Reaction (PCR) Tests								
	10/26	10/27	10/28	10/29	10/30	10/31	11/1	Daily Average
NH Public Health Laboratories	724	719	940	915	673	579	1,113	809
LabCorp	650	1,000	1,543	1,180	1,670	1,136	744	1,132
Quest Diagnostics	2,316	1,363	1,544	1,526	1,510	642	968	1,410
Mako Medical	3	1	14	18	68	143	24	39
Dartmouth-Hitchcock Medical Center	153	596	870	908	649	421	178	539
Other NH Hospital Laboratory	290	494	456	450	388	240	241	366
Other Laboratory*	849	1,958	1,824	1,931	1,564	1,809	244	1,454
University of New Hampshire**	3,986	4,210	3,736	4,912	3,096	3,100	29	3,296
Total	8,971	10,341	10,927	11,840	9,618	8,070	3,541	9,044
Antibody Laboratory Tests								
	10/26	10/27	10/28	10/29	10/30	10/31	11/1	Daily Average
LabCorp	1	6	15	4	9	4	1	6
Quest Diagnostics	11	23	19	6	16	22	18	16
Dartmouth-Hitchcock Medical Center	12	6	3	5	7	2	0	5
Other Laboratory*	9	10	6	6	2	3	0	5
Total	33	45	43	21	34	31	19	32

* Includes out-of-state public health laboratories, out-of-state hospital laboratories, and other commercial laboratories not listed in the above table.

** Includes tests conducted at the UNH laboratory and their contracted lab Veritas.



[NH DHHS Daily Update on COVID-19 Archive](#)

For more information, please visit the DHHS COVID-19 webpage at <https://www.nh.gov/covid19>.

###