


NH Department of Health and Human Services  
129 Pleasant Street - State Office Park South  
Concord, NH 03301



**PRESS RELEASE**  
**FOR IMMEDIATE RELEASE**  
**October 29, 2020**

**CONTACT**  
**State Joint Information Center**  
**603-223-6169**  
[jic@dos.nh.gov](mailto:jic@dos.nh.gov)

## **NH DHHS COVID-19 Update – October 29, 2020**

**Concord, NH** – The New Hampshire Department of Health and Human Services (DHHS) has issued the following update on the new coronavirus, COVID-19.

On Thursday, October 29, 2020, DHHS announced 131 new positive test results for COVID-19, for a daily PCR test positivity rate of 1.1%. Today's results include 103 people who tested positive by PCR test and 28 who tested positive by antigen test. There are now 1,106 current COVID-19 cases diagnosed in New Hampshire.

Several cases are still under investigation. Additional information from ongoing investigations will be incorporated into future COVID-19 updates. Of those with complete information, there are twenty individuals under the age of 18 and the rest are adults with 52% being female and 48% being male. The new cases reside in Rockingham (21), Hillsborough County other than Manchester and Nashua (20), Merrimack (20), Grafton (18), Coos (15), Strafford (9), Sullivan (4), Belknap (3), Cheshire (3), and Carroll (1) counties, and in the cities of Manchester (9) and Nashua (6). The county of residence is being determined for two new cases.

No new hospitalized cases were reported. There are currently 30 individuals hospitalized with COVID-19. This census may include out of state residents hospitalized in NH and/or individuals readmitted to the hospital, therefore increases in the daily hospital census may not always equal the number of new hospitalizations reported in a given day. Three of the new cases had no identified risk factors. Community-based transmission continues to occur in the State and has been identified in all counties. Of those with complete risk information, most of the cases are either associated with an outbreak setting or had close contact with a person with a confirmed COVID-19 diagnosis.

DHHS has also announced four additional deaths related to COVID-19. We offer our sympathies to the family and friends.

- 4 female residents of Hillsborough County, 60 years of age and older

In New Hampshire since the start of the pandemic, there have been a total of 10,768 cases of COVID-19 diagnosed with 775 (7%) of those having been hospitalized.

### **Current Situation in New Hampshire**

#### **New Hampshire 2019 Novel Coronavirus (COVID-19) Summary Report (data updated October 29, 2020, 9:00 AM)**

NH Persons with COVID-19:	10,768
Recovered	9,180 (85%)

Deaths Attributed to COVID-19	482 (4%)
Total Current COVID-19 Cases	1,106
Persons Who Have Been Hospitalized for COVID-19	775 (7%)
Current Hospitalizations	30
Total Persons Tested at Selected Laboratories, Polymerase Chain Reaction (PCR) <sub>2</sub>	338,508
Total Persons Tested at Selected Laboratories, Antibody Laboratory Tests <sub>2</sub>	32,108
Persons with Specimens Submitted to NH PHL	51,803
Persons with Test Pending at NH PHL <sub>3</sub>	318
Persons Being Monitored in NH (approximate point in time)	4,600

<sub>1</sub>Includes specimens positive at any laboratory and those confirmed by CDC confirmatory testing.

<sub>2</sub>Includes specimens tested at the NH Public Health Laboratories (PHL), LabCorp, Quest, Dartmouth-Hitchcock Medical Center, Mako, certain hospital laboratories, the University of New Hampshire and their contracted laboratory, and those sent to CDC prior to NH PHL testing capacity.

<sub>3</sub>Includes specimens received and awaiting testing at NH PHL. Does not include tests pending at commercial laboratories.

### New Hampshire Institutions Associated with COVID-19 Outbreak (as of 10/29/2020)

Current COVID-19 Outbreaks	Resident Cases	Staff Cases	Under Investigation	Deaths
Bedford Hills Center	61	20	0	18
Pine Rock Manor	47	13	0	5
St. Teresa Rehabilitation and Nursing Center Manchester	32	14	0	7

Closed COVID-19 Outbreaks	Resident Cases	Staff Cases	Deaths
All American Assisted Living Londonderry (6/9/2020)	15	16	2
Aurora Assisted Living Derry (6/6/2020)	38	17	10
Bedford Falls (6/6/2020)	40	21	11
Bedford Hills Center Genesis (7/16/2020)	37	25	7
Bedford Nursing and Rehabilitation Center (7/7/2020)	62	28	17
Bellamy Fields Dover (5/16/2020)	35	13	10
Birch Hill (7/30/2020)	40	29	14
Clipper Harbor Genesis Portsmouth (5/29/2020)	0	8	0
Community Bridges Belmont (6/9/2020)	2	7	0
Community Resources for Justice Transitional Housing Manchester (5/18/2020)	16	4	0
Courville Manchester (6/30/2020)	15	14	6
Crestwood Center Milford (6/30/2020)	54	28	15
Crotched Mountain (4/20/2020)	3	12	1
Easterseals - Manchester (5/16/2020)	45	70	0
Evergreen Place Manchester (9/3/2020)	27	16	7
Greenbriar (8/21/2020)	124	34	28
Greystone Farm at Salem (6/16/2020)	9	3	0
Hackett Hill Genesis Manchester (6/5/2020)	56	16	16
Hanover Hill Manchester (5/26/2020)	79	60	25
Hillsborough County Nursing Home (7/27/2020)	154	55	39
Holy Cross Manchester (7/15/2020)	19	18	1

Huntington Nashua (5/8/2020)	23	19	7
Institute for Professional Practice, Inc (4/21/2020)	2	6	1
Kimi Nichols Center Plaistow (6/10/2020)	3	6	0
Mt. Carmel Nursing and Rehabilitation Manchester (6/26/2020)	38	16	5
Mountain Ridge Genesis Franklin (6/18/2020)	49	2	9
Mountain View Community Ossipee (10/7/2020)	8	4	0
Pleasant Valley Derry (5/27/2020)	87	29	21
Ridgewood Genesis Bedford (6/18/2020)	64	23	23
Ridgewood Genesis Bedford (8/12/2020)	2	9	0
Rockingham County House of Corrections (9/13/2020)	11	1	0
Salemhaven (7/9/2020)	46	15	11
Salem Woods (5/18/2020)	23	26	10
Villa Crest Manchester (7/1/2020)	54	45	15
Warde Health Center Windham (10/22/2020)	3	2	0

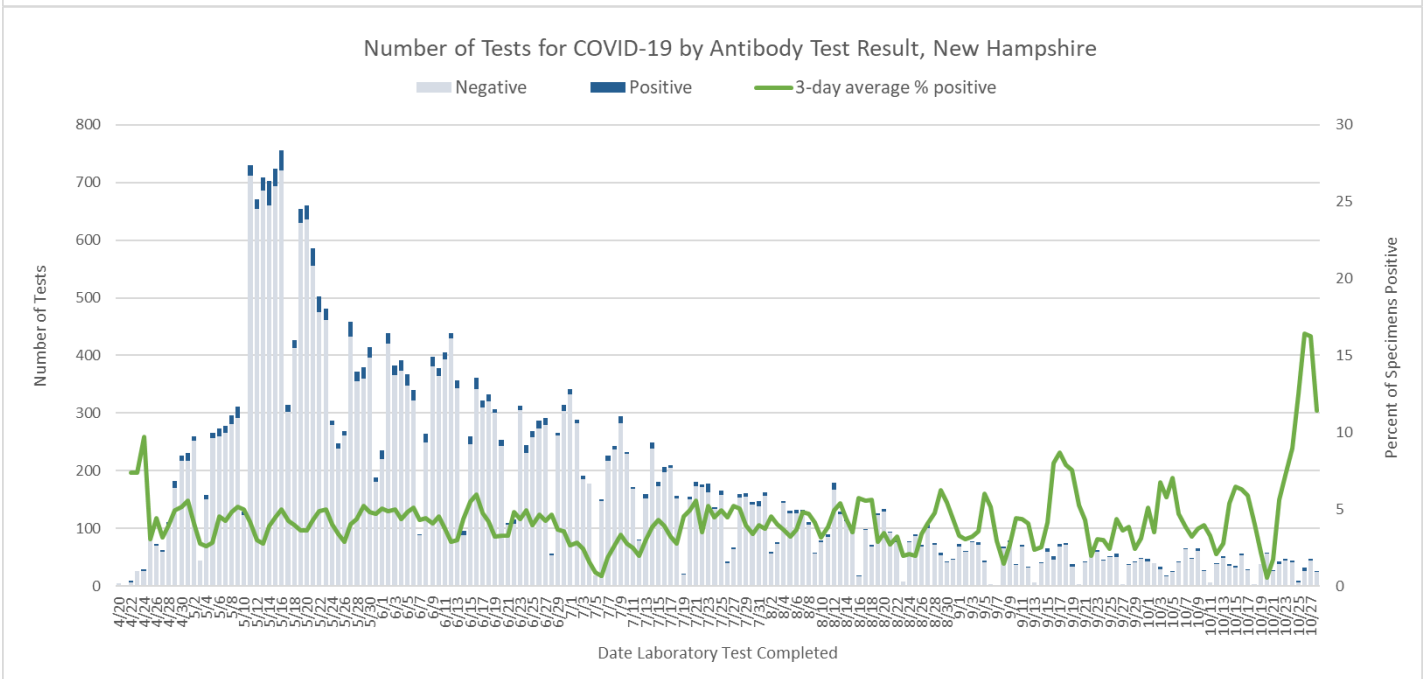
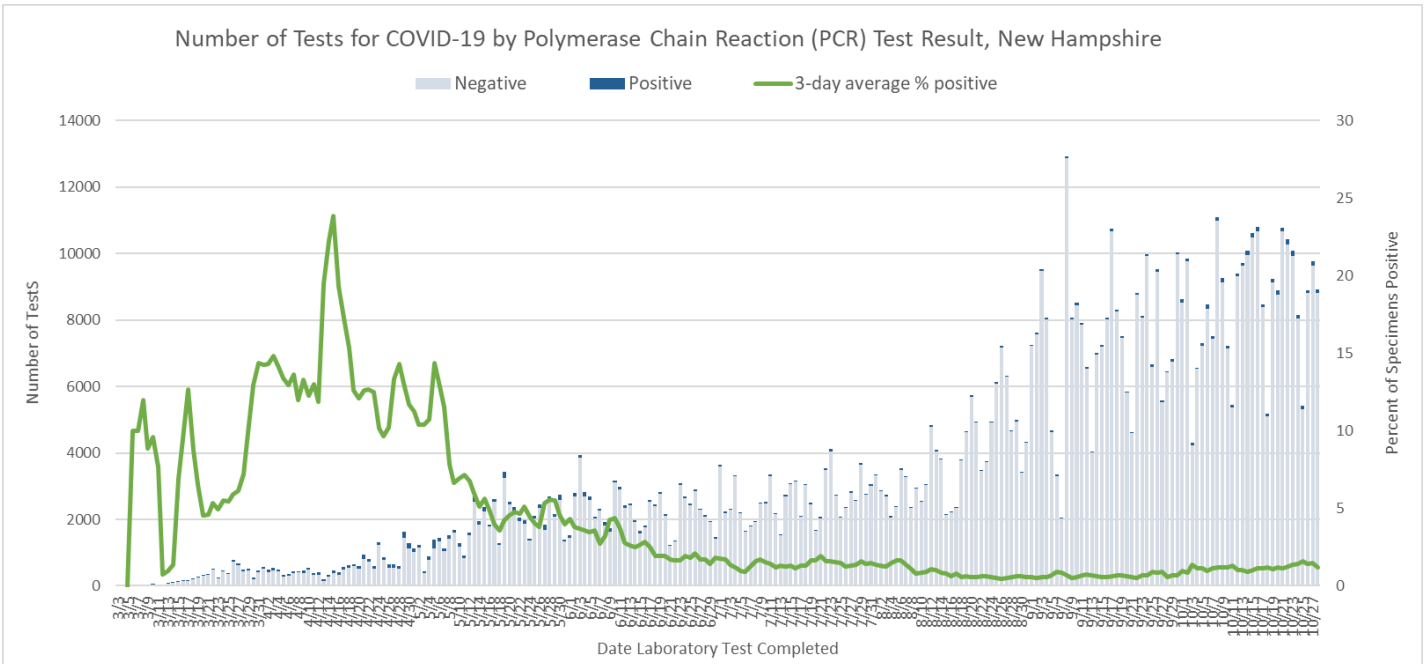
0

### Number of Tests Conducted by Date of Report to NH DHHS

Polymerase Chain Reaction (PCR) Tests								
	10/22	10/23	10/24	10/25	10/26	10/27	10/28	Daily Average
NH Public Health Laboratories	656	519	838	858	724	719	940	751
LabCorp	1,095	1,240	1,212	995	650	996	528	959
Quest Diagnostics	1,245	964	723	2,591	2,316	1,363	1,471	1,525
Mako Medical	141	91	18	59	3	1	14	47
Dartmouth-Hitchcock Medical Center	659	932	579	217	153	596	870	572
Other NH Hospital Laboratory	451	474	269	198	292	491	373	364
Other Laboratory*	1,960	2,301	1,182	460	848	1,955	1,539	1,464
University of New Hampshire**	4,217	3,553	3,318	50	3,915	3,644	3,176	3,125
Total	10,424	10,074	8,139	5,428	8,901	9,765	8,911	8,806
Antibody Laboratory Tests								
	10/22	10/23	10/24	10/25	10/26	10/27	10/28	Daily Average
LabCorp	9	11	11	1	1	6	0	6
Quest Diagnostics	20	21	27	6	11	23	19	18
Dartmouth-Hitchcock Medical Center	8	4	2	0	12	6	3	5
Other Laboratory*	6	4	5	2	9	10	3	6
Total	43	40	45	9	33	45	25	34

\* Includes out-of-state public health laboratories, out-of-state hospital laboratories, and other commercial laboratories not listed in the above table.

\*\* Includes tests conducted at the UNH laboratory and their contracted lab Veritas.



[NH DHHS Daily Update on COVID-19 Archive](#)

For more information, please visit the DHHS COVID-19 webpage at <https://www.nh.gov/covid19>.

###