


NH Department of Health and Human Services
129 Pleasant Street - State Office Park South
Concord, NH 03301



PRESS RELEASE
FOR IMMEDIATE RELEASE
October 25, 2020

CONTACT
State Joint Information Center
603-223-6169
jic@dos.nh.gov

NH DHHS COVID-19 Update – October 25, 2020

Concord, NH – The New Hampshire Department of Health and Human Services (DHHS) has issued the following update on the new coronavirus, COVID-19.

On Sunday, October 25, 2020, DHHS announced 92 new positive test results for COVID-19, for a daily PCR test positivity rate of 0.8%. Today's results include 69 people who tested positive by PCR test and 23 who tested positive by antigen test. There are now 1,032 current COVID-19 cases diagnosed in New Hampshire.

Several cases are still under investigation. Additional information from ongoing investigations will be incorporated into future COVID-19 updates. Of those with complete information, there are twelve individuals under the age of 18 and the rest are adults with 49% being female and 51% being male. The new cases reside in Rockingham (23), Hillsborough County other than Manchester and Nashua (20), Merrimack (10), Strafford (7), Belknap (5), Carroll (2), Coos (2), Grafton (2), Cheshire (1), and Sullivan (1) counties, and in the cities of Nashua (9) and Manchester (5). The county of residence is being determined for five new cases.

One new hospitalized case was reported. There are currently 23 individuals hospitalized with COVID-19. Five of the new cases had no identified risk factors. Community-based transmission continues to occur in the State and has been identified in all counties. Of those with complete risk information, most of the cases have either had close contact with a person with a confirmed COVID-19 diagnosis, are associated with an outbreak setting, or have recently traveled.

DHHS has no additional deaths to report.

In New Hampshire since the start of the pandemic, there have been a total of 10,328 cases of COVID-19 diagnosed with 766 (7%) of those having been hospitalized.

Current Situation in New Hampshire

New Hampshire 2019 Novel Coronavirus (COVID-19) Summary Report (data updated October 25, 2020, 9:00 AM)

NH Persons with COVID-19:	10,328
Recovered	8,823 (85%)
Deaths Attributed to COVID-19	473 (5%)
Total Current COVID-19 Cases	1,032
Persons Who Have Been Hospitalized for COVID-19	766 (7%)
Current Hospitalizations	23

Total Persons Tested at Selected Laboratories, Polymerase Chain Reaction (PCR) ₂	331,561
Total Persons Tested at Selected Laboratories, Antibody Laboratory Tests ₂	31,995
Persons with Specimens Submitted to NH PHL	51,194
Persons with Test Pending at NH PHL ₃	896
Persons Being Monitored in NH (approximate point in time)	4,450

₁Includes specimens positive at any laboratory and those confirmed by CDC confirmatory testing.

₂Includes specimens tested at the NH Public Health Laboratories (PHL), LabCorp, Quest, Dartmouth-Hitchcock Medical Center, Mako, certain hospital laboratories, the University of New Hampshire and their contracted laboratory, and those sent to CDC prior to NH PHL testing capacity.

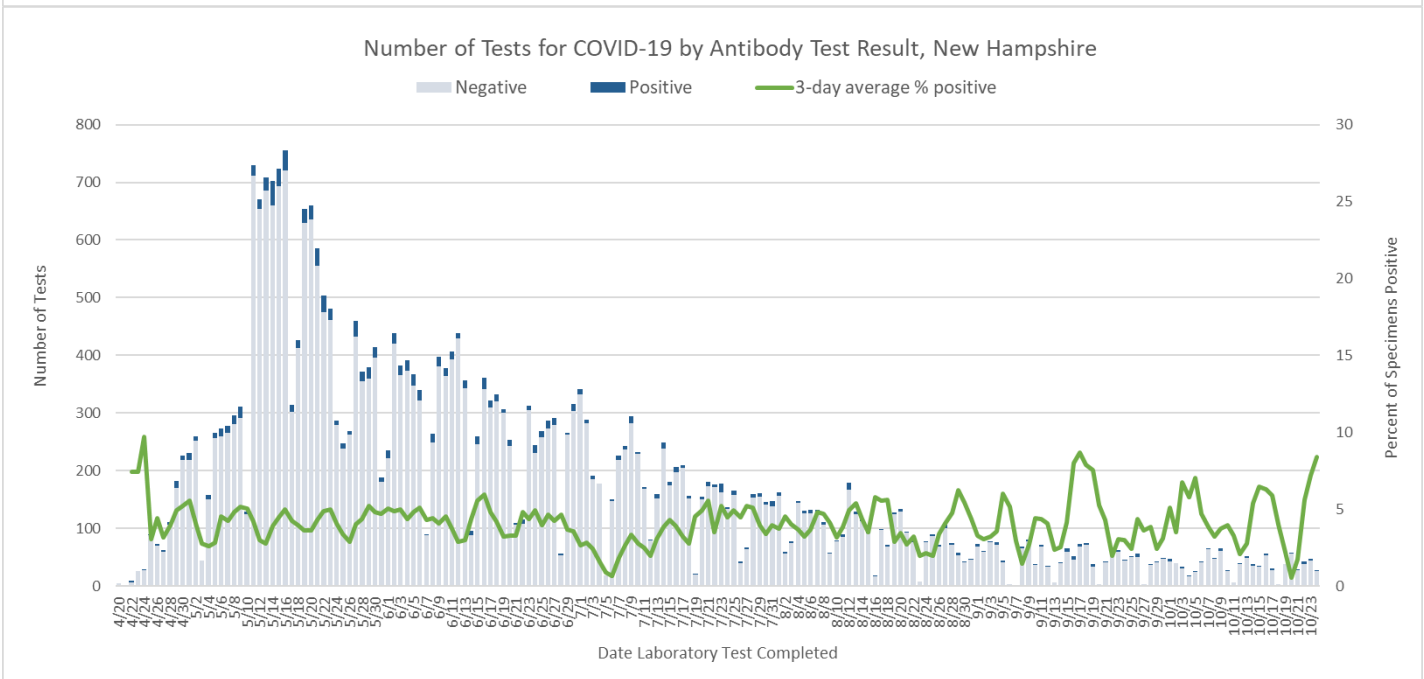
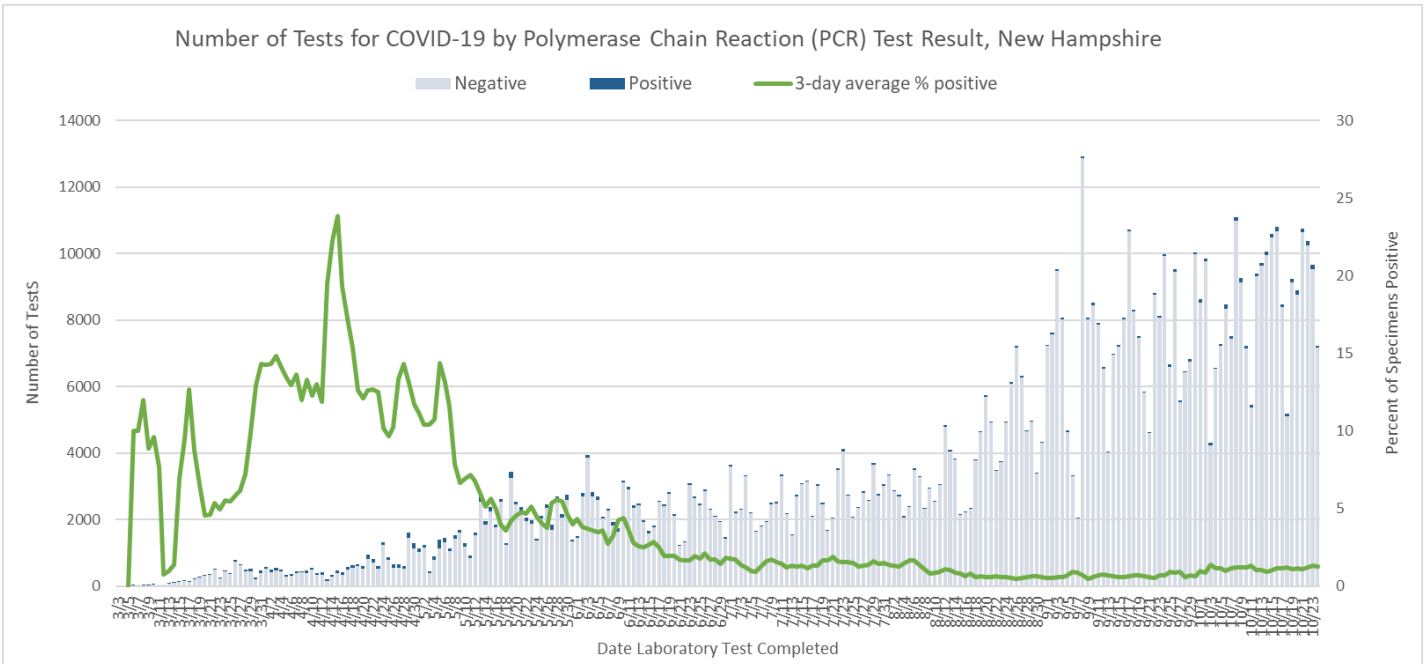
₃Includes specimens received and awaiting testing at NH PHL. Does not include tests pending at commercial laboratories.

Number of Tests Conducted by Date of Report to NH DHHS

Polymerase Chain Reaction (PCR) Tests								
	10/18	10/19	10/20	10/21	10/22	10/23	10/24	Daily Average
NH Public Health Laboratories	846	888	687	850	656	519	837	755
LabCorp	872	239	996	1,018	1,095	1,240	656	874
Quest Diagnostics	1,935	2,404	1,050	1,384	1,244	961	648	1,375
Mako Medical	0	0	0	23	141	91	18	39
Dartmouth-Hitchcock Medical Center	215	157	513	870	659	932	579	561
Other NH Hospital Laboratory	138	304	428	442	450	474	237	353
Other Laboratory*	400	948	1,674	1,688	1,954	2,296	984	1,421
University of New Hampshire**	768	4,285	3,529	4,468	4,175	3,156	3,267	3,378
Total	5,174	9,225	8,877	10,743	10,374	9,669	7,226	8,755
Antibody Laboratory Tests								
	10/18	10/19	10/20	10/21	10/22	10/23	10/24	Daily Average
LabCorp	0	2	7	9	9	11	0	5
Quest Diagnostics	2	16	34	14	20	21	26	19
Dartmouth-Hitchcock Medical Center	1	4	9	2	8	4	2	4
Other Laboratory*	0	13	7	3	6	4	0	5
Total	3	35	57	28	43	40	28	33

* Includes out-of-state public health laboratories, out-of-state hospital laboratories, and other commercial laboratories not listed in the above table.

** Includes tests conducted at the UNH laboratory and their contracted lab Veritas.



[NH DHHS Daily Update on COVID-19 Archive](#)

For more information, please visit the DHHS COVID-19 webpage at <https://www.nh.gov/covid19>.

###