


NH Department of Health and Human Services  
129 Pleasant Street - State Office Park South  
Concord, NH 03301



**PRESS RELEASE**  
**FOR IMMEDIATE RELEASE**  
**October 22, 2020**

**CONTACT**  
**State Joint Information Center**  
**603-223-6169**  
[jic@dos.nh.gov](mailto:jic@dos.nh.gov)

## **NH DHHS COVID-19 Update – October 22, 2020**

**Concord, NH** – The New Hampshire Department of Health and Human Services (DHHS) has issued the following update on the new coronavirus, COVID-19.

On Thursday, October 22, 2020, DHHS announced 82 new positive test results for COVID-19, for a daily PCR test positivity rate of 0.8%. Today's results include 58 people who tested positive by PCR test and 24 who tested positive by antigen test. There are now 832 current COVID-19 cases diagnosed in New Hampshire.

Several cases are still under investigation. Additional information from ongoing investigations will be incorporated into future COVID-19 updates. Of those with complete information, there are twelve individuals under the age of 18 and the rest are adults with 56% being female and 44% being male. The new cases reside in Rockingham (28), Hillsborough County other than Manchester and Nashua (14), Merrimack (7), Strafford (6), Coos (2), Grafton (2), Sullivan (2), Belknap (1), and Cheshire (1) counties, and in the cities of Manchester (8) and Nashua (8). The county of residence is being determined for three new cases.

Two new hospitalized cases were reported. There are currently 18 individuals hospitalized with COVID-19. One of the new cases had no identified risk factors. Community-based transmission continues to occur in the State and has been identified in all counties. Of those with complete risk information, most of the cases have either had close contact with a person with a confirmed COVID-19 diagnosis or are associated with an outbreak setting.

DHHS has also announced one additional death related to COVID-19. We offer our sympathies to the family and friends.

- 1 male resident of Hillsborough County, 60 years of age and older

In New Hampshire since the start of the pandemic, there have been a total of 9,994 cases of COVID-19 diagnosed with 765 (8%) of those having been hospitalized.

### **Current Situation in New Hampshire**

#### **New Hampshire 2019 Novel Coronavirus (COVID-19) Summary Report (data updated October 22, 2020, 9:00 AM)**

NH Persons with COVID-19,	9,994
Recovered	8,692 (87%)
Deaths Attributed to COVID-19	470 (5%)
Total Current COVID-19 Cases	832

Persons Who Have Been Hospitalized for COVID-19	765 (8%)
Current Hospitalizations	18
Total Persons Tested at Selected Laboratories, Polymerase Chain Reaction (PCR) <sub>2</sub>	323,173
Total Persons Tested at Selected Laboratories, Antibody Laboratory Tests <sub>2</sub>	31,879
Persons with Specimens Submitted to NH PHL	50,751
Persons with Test Pending at NH PHL <sub>3</sub>	417
Persons Being Monitored in NH (approximate point in time)	4,200

<sub>1</sub>Includes specimens positive at any laboratory and those confirmed by CDC confirmatory testing.

<sub>2</sub>Includes specimens tested at the NH Public Health Laboratories (PHL), LabCorp, Quest, Dartmouth-Hitchcock Medical Center, Mako, certain hospital laboratories, the University of New Hampshire and their contracted laboratory, and those sent to CDC prior to NH PHL testing capacity.

<sub>3</sub>Includes specimens received and awaiting testing at NH PHL. Does not include tests pending at commercial laboratories.

### New Hampshire Institutions Associated with COVID-19 Outbreak (as of 10/22/2020)

Current COVID-19 Outbreaks	Resident Cases	Staff Cases	Under Investigation	Deaths
Bedford Hills Center	61	24	0	15
Pine Rock Manor	44	9	0	2
St. Teresa Rehabilitation and Nursing Center Manchester	19	5	0	0

Closed COVID-19 Outbreaks	Resident Cases	Staff Cases	Deaths
All American Assisted Living Londonderry (6/9/2020)	15	16	2
Aurora Assisted Living Derry (6/6/2020)	38	17	10
Bedford Falls (6/6/2020)	40	21	11
Bedford Hills Center Genesis (7/16/2020)	37	25	7
Bedford Nursing and Rehabilitation Center (7/7/2020)	62	28	17
Bellamy Fields Dover (5/16/2020)	35	13	10
Birch Hill (7/30/2020)	40	29	14
Clipper Harbor Genesis Portsmouth (5/29/2020)	0	8	0
Community Bridges Belmont (6/9/2020)	2	7	0
Community Resources for Justice Transitional Housing Manchester (5/18/2020)	16	4	0
Courville Manchester (6/30/2020)	15	14	6
Crestwood Center Milford (6/30/2020)	54	28	15
Crotched Mountain (4/20/2020)	3	12	1
Easterseals - Manchester (5/16/2020)	45	70	0
Evergreen Place Manchester (9/3/2020)	27	16	7
Greenbriar (8/21/2020)	124	34	28
Greystone Farm at Salem (6/16/2020)	9	3	0
Hackett Hill Genesis Manchester (6/5/2020)	56	16	16
Hanover Hill Manchester (5/26/2020)	79	60	25
Hillsborough County Nursing Home (7/27/2020)	154	55	39
Holy Cross Manchester (7/15/2020)	19	18	1
Huntington Nashua (5/8/2020)	23	19	7
Institute for Professional Practice, Inc (4/21/2020)	2	6	1
Kimi Nichols Center Plaistow (6/10/2020)	3	6	0

Mt. Carmel Nursing and Rehabilitation Manchester (6/26/2020)	38	16	5
Mountain Ridge Genesis Franklin (6/18/2020)	49	2	9
Mountain View Community Ossipee (10/7/2020)	8	4	0
Pleasant Valley Derry (5/27/2020)	87	29	21
Ridgewood Genesis Bedford (6/18/2020)	64	23	23
Ridgewood Genesis Bedford (8/12/2020)	2	9	0
Rockingham County House of Corrections (9/13/2020)	11	1	0
Salemhaven (7/9/2020)	46	15	11
Salem Woods (5/18/2020)	23	26	10
Villa Crest Manchester (7/1/2020)	54	45	15
Warde Health Center Windham (10/22/2020)	3	2	0

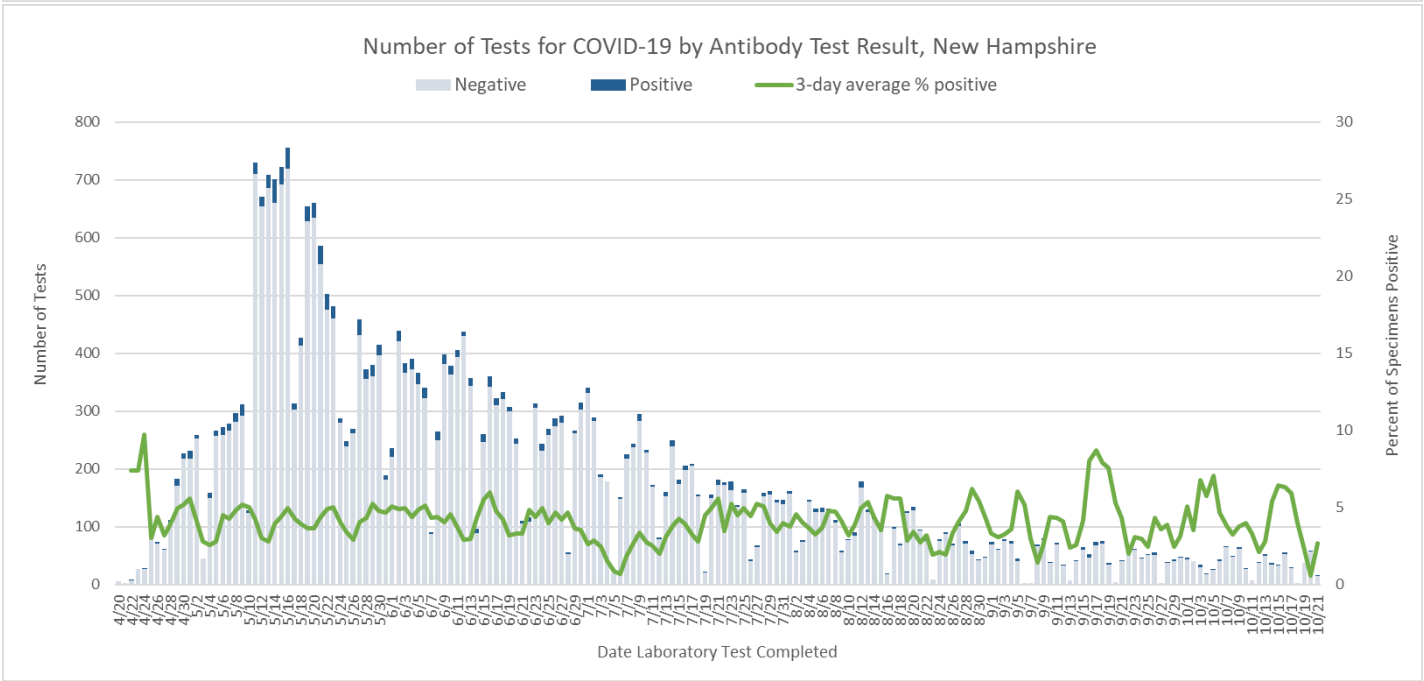
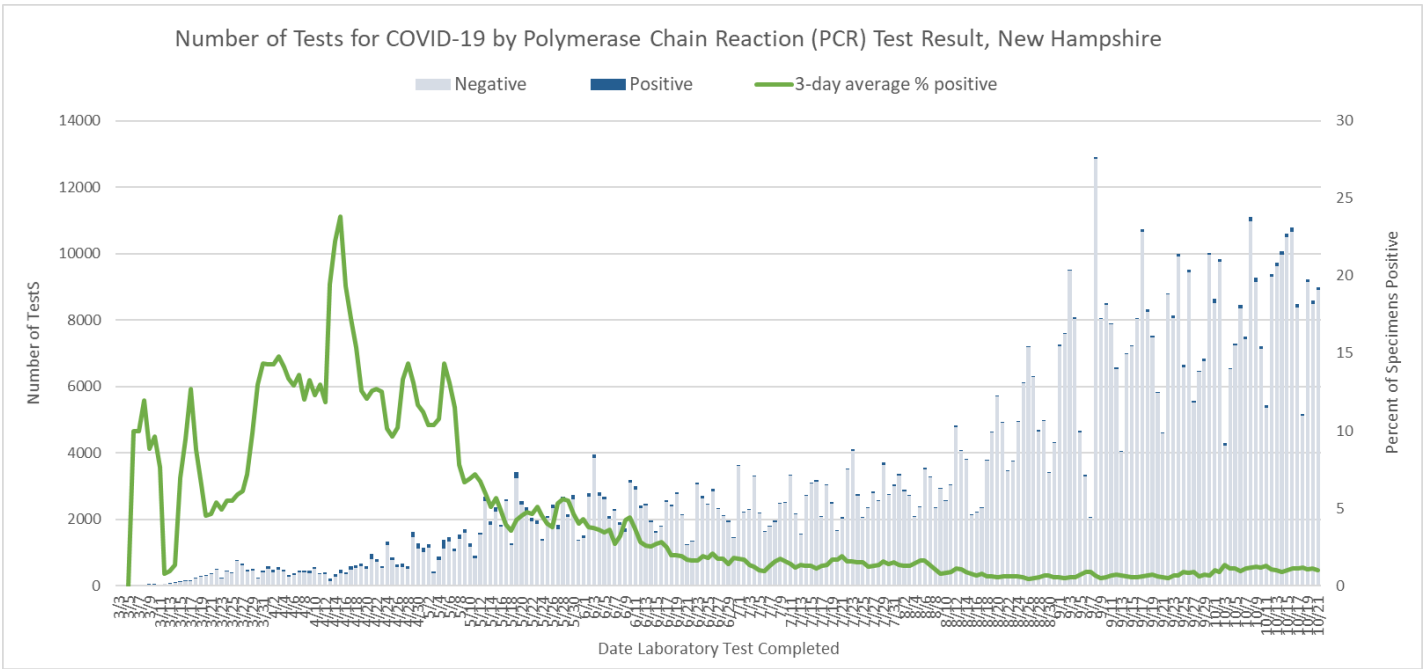
0

### Number of Tests Conducted by Date of Report to NH DHHS

Polymerase Chain Reaction (PCR) Tests								
	10/15	10/16	10/17	10/18	10/19	10/20	10/21	Daily Average
NH Public Health Laboratories	777	1,043	693	846	888	687	850	826
LabCorp	940	1,047	988	872	239	992	534	802
Quest Diagnostics	1,219	1,308	1,574	1,935	2,404	1,050	1,227	1,531
Mako Medical	73	13	14	0	0	0	23	18
Dartmouth-Hitchcock Medical Center	867	701	957	215	157	513	870	611
Other NH Hospital Laboratory	424	358	326	138	304	428	366	335
Other Laboratory*	1,895	2,327	1,930	400	940	1,672	1,192	1,479
University of New Hampshire**	4,400	3,993	1,992	768	4,284	3,257	3,914	3,230
Total	10,595	10,790	8,474	5,174	9,216	8,599	8,976	8,832
Antibody Laboratory Tests								
	10/15	10/16	10/17	10/18	10/19	10/20	10/21	Daily Average
LabCorp	6	6	6	0	2	7	0	4
Quest Diagnostics	20	29	18	2	16	34	11	19
Dartmouth-Hitchcock Medical Center	6	12	3	1	4	9	2	5
Other Laboratory*	3	7	3	0	13	7	3	5
Total	35	54	30	3	35	57	16	33

\* Includes out-of-state public health laboratories, out-of-state hospital laboratories, and other commercial laboratories not listed in the above table.

\*\* Includes tests conducted at the UNH laboratory and their contracted lab Veritas.



[NH DHHS Daily Update on COVID-19 Archive](#)

For more information, please visit the DHHS COVID-19 webpage at <https://www.nh.gov/covid19>.

###