


NH Department of Health and Human Services
129 Pleasant Street - State Office Park South
Concord, NH 03301



PRESS RELEASE
FOR IMMEDIATE RELEASE
October 13, 2020

CONTACT
State Joint Information Center
603-223-6169
jic@dos.nh.gov

NH DHHS COVID-19 Update – October 13, 2020

Concord, NH – The New Hampshire Department of Health and Human Services (DHHS) has issued the following update on the new coronavirus, COVID-19.

On Tuesday, October 13, 2020, DHHS announced 77 new positive test results for COVID-19, for a daily PCR test positivity rate of 0.7%. Today's results include 54 people who tested positive by PCR test and 23 who tested positive by antigen test. There are now 787 current COVID-19 cases diagnosed in New Hampshire.

Several cases are still under investigation. Additional information from ongoing investigations will be incorporated into future COVID-19 updates. Of those with complete information, there are fifteen individuals under the age of 18 and the rest are adults with 50% being female and 50% being male. The new cases reside in Rockingham (23), Hillsborough County other than Manchester and Nashua (15), Merrimack (8), Strafford (8), Cheshire (2), Carroll (1), and Grafton (1) counties, and in the cities of Manchester (7) and Nashua (7). The county of residence is being determined for five new cases.

Six new hospitalized cases were reported. These hospitalizations were reported to DHHS yesterday but occurred on prior days. There are currently 17 individuals hospitalized with COVID-19. Two of the new cases had no identified risk factors. Community-based transmission continues to occur in the State and has been identified in all counties. Of those with complete risk information, most of the cases have either had close contact with a person with a confirmed COVID-19 diagnosis or are associated with an outbreak setting.

In New Hampshire since the start of the pandemic, there have been a total of 9,279 cases of COVID-19 diagnosed with 758 (8%) of those having been hospitalized.

Current Situation in New Hampshire

New Hampshire 2019 Novel Coronavirus (COVID-19) Summary Report (data updated October 13, 2020, 9:00 AM)

NH Persons with COVID-19:	9,279
Recovered	8,036 (87%)
Deaths Attributed to COVID-19	456 (5%)
Total Current COVID-19 Cases	787
Persons Who Have Been Hospitalized for COVID-19	758 (8%)
Current Hospitalizations	17

Total Persons Tested at Selected Laboratories, Polymerase Chain Reaction (PCR) ₂	297,850
Total Persons Tested at Selected Laboratories, Antibody Laboratory Tests ₂	31,580
Persons with Specimens Submitted to NH PHL	48,909
Persons with Test Pending at NH PHL ₃	313
Persons Being Monitored in NH (approximate point in time)	3,425

₁Includes specimens positive at any laboratory and those confirmed by CDC confirmatory testing.

₂Includes specimens tested at the NH Public Health Laboratories (PHL), LabCorp, Quest, Dartmouth-Hitchcock Medical Center, Mako, certain hospital laboratories, the University of New Hampshire and their contracted laboratory, and those sent to CDC prior to NH PHL testing capacity.

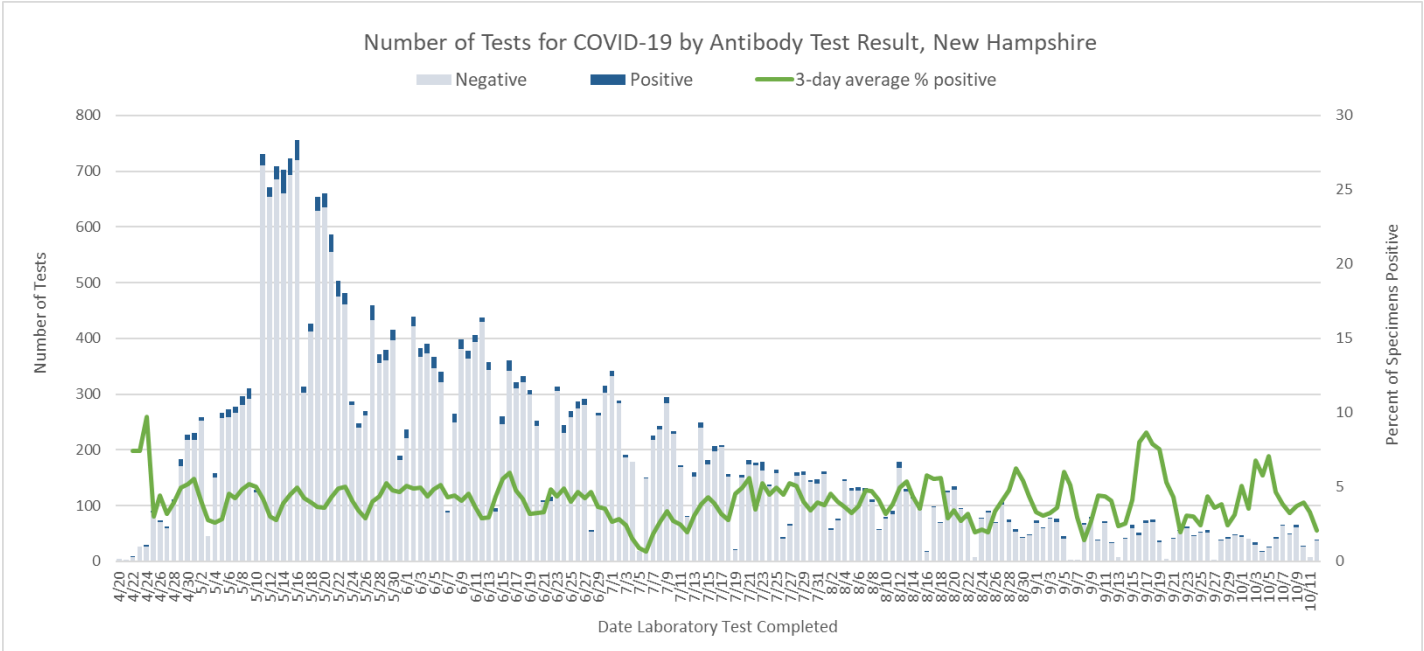
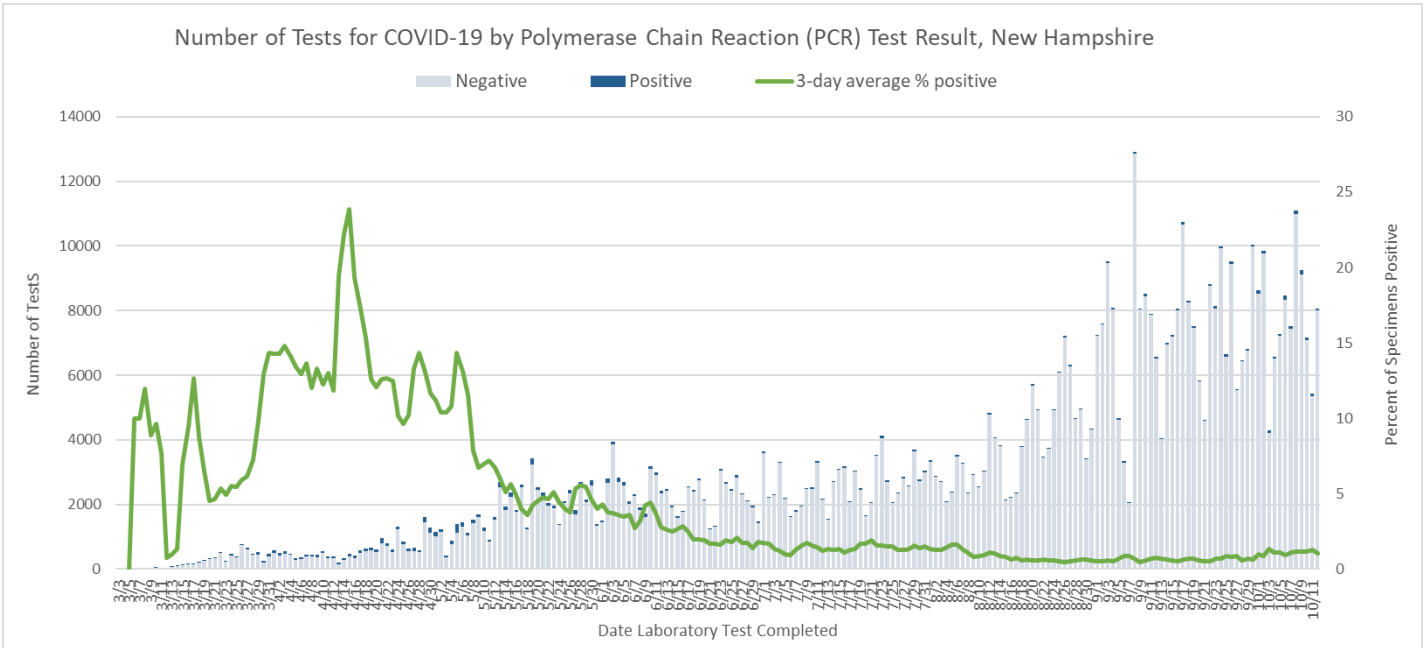
₃Includes specimens received and awaiting testing at NH PHL. Does not include tests pending at commercial laboratories.

Number of Tests Conducted by Date of Report to NH DHHS

Polymerase Chain Reaction (PCR) Tests								
	10/6	10/7	10/8	10/9	10/10	10/11	10/12	Daily Average
NH Public Health Laboratories	736	834	1,063	1,053	979	633	1,149	921
LabCorp	1,413	1,162	824	974	715	1,241	398	961
Quest Diagnostics	747	1,902	1,199	1,320	1,371	2,769	2,343	1,664
Mako Medical	1	6	19	36	7	0	27	14
Dartmouth-Hitchcock Medical Center	750	1,049	1,260	1,094	847	215	77	756
Other NH Hospital Laboratory	438	440	299	746	225	241	213	372
Other Laboratory*	168	253	208	241	163	324	89	207
University of New Hampshire**	4,210	1,864	6,222	3,783	2,860	3	3,774	3,245
Total	8,463	7,510	11,094	9,247	7,167	5,426	8,070	8,140
Antibody Laboratory Tests								
	10/6	10/7	10/8	10/9	10/10	10/11	10/12	Daily Average
LabCorp	6	13	9	10	11	3	0	7
Quest Diagnostics	15	37	26	35	15	4	27	23
Dartmouth-Hitchcock Medical Center	14	10	7	9	1	0	3	6
Other Laboratory*	8	6	6	10	0	0	5	5
Total	43	66	48	64	27	7	35	42

* Includes out-of-state public health laboratories, out-of-state hospital laboratories, and other commercial laboratories not listed in the above table.

** Includes tests conducted at the UNH laboratory and their contracted lab Veritas.



[NH DHHS Daily Update on COVID-19 Archive](#)

For more information, please visit the DHHS COVID-19 webpage at <https://www.nh.gov/covid19>.

###