


NH Department of Health and Human Services
129 Pleasant Street - State Office Park South
Concord, NH 03301



PRESS RELEASE
FOR IMMEDIATE RELEASE
October 7, 2020

CONTACT
State Joint Information Center
603-223-6169
jic@dos.nh.gov

NH DHHS COVID-19 Update – October 7, 2020

Concord, NH – The New Hampshire Department of Health and Human Services (DHHS) has issued the following update on the new coronavirus, COVID-19.

On Wednesday, October 7, 2020, DHHS announced 71 new positive test results for COVID-19, for a daily PCR test positivity rate of 1.1%. Today's results include 43 people who tested positive by PCR test and 28 who tested positive by antigen test. There are now 507 current COVID-19 cases diagnosed in New Hampshire.

Several cases are still under investigation. Additional information from ongoing investigations will be incorporated into future COVID-19 updates. Of those with complete information, there are ten individuals under the age of 18 and the rest are adults with 50% being female and 50% being male. The new cases reside in Rockingham (13), Hillsborough County other than Manchester and Nashua (12), Belknap (5), Merrimack (4), Carroll (3), Strafford (2), and Cheshire (1) counties, and in the cities of Manchester (22) and Nashua (9).

Two new hospitalized cases were identified. There are currently 18 individuals hospitalized with COVID-19. Six of the new cases had no identified risk factors. Community-based transmission continues to occur in the State and has been identified in all counties. Of those with complete risk information, most of the cases have either had close contact with a person with a confirmed COVID-19 diagnosis or have recently traveled.

DHHS has also announced two additional deaths related to COVID-19. We offer our sympathies to the family and friends.

- 2 female residents of Hillsborough County, 60 years of age and older

In New Hampshire since the start of the pandemic, there have been a total of 8,800 cases of COVID-19 diagnosed with 745 (8%) of those having been hospitalized.

Current Situation in New Hampshire

New Hampshire 2019 Novel Coronavirus (COVID-19) Summary Report (data updated October 7, 2020, 9:00 AM)

NH Persons with COVID-19	8,800
Recovered	7,845 (89%)
Deaths Attributed to COVID-19	448 (5%)
Total Current COVID-19 Cases	507
Persons Who Have Been Hospitalized for COVID-19	745 (8%)

Current Hospitalizations	18
Total Persons Tested at Selected Laboratories, Polymerase Chain Reaction (PCR) ₂	285,128
Total Persons Tested at Selected Laboratories, Antibody Laboratory Tests ₂	31,327
Persons with Specimens Submitted to NH PHL	47,969
Persons with Test Pending at NH PHL ₃	918
Persons Being Monitored in NH (approximate point in time)	2,850

₁Includes specimens positive at any laboratory and those confirmed by CDC confirmatory testing.

₂Includes specimens tested at the NH Public Health Laboratories (PHL), LabCorp, Quest, Dartmouth-Hitchcock Medical Center, Mako, certain hospital laboratories, the University of New Hampshire and their contracted laboratory, and those sent to CDC prior to NH PHL testing capacity.

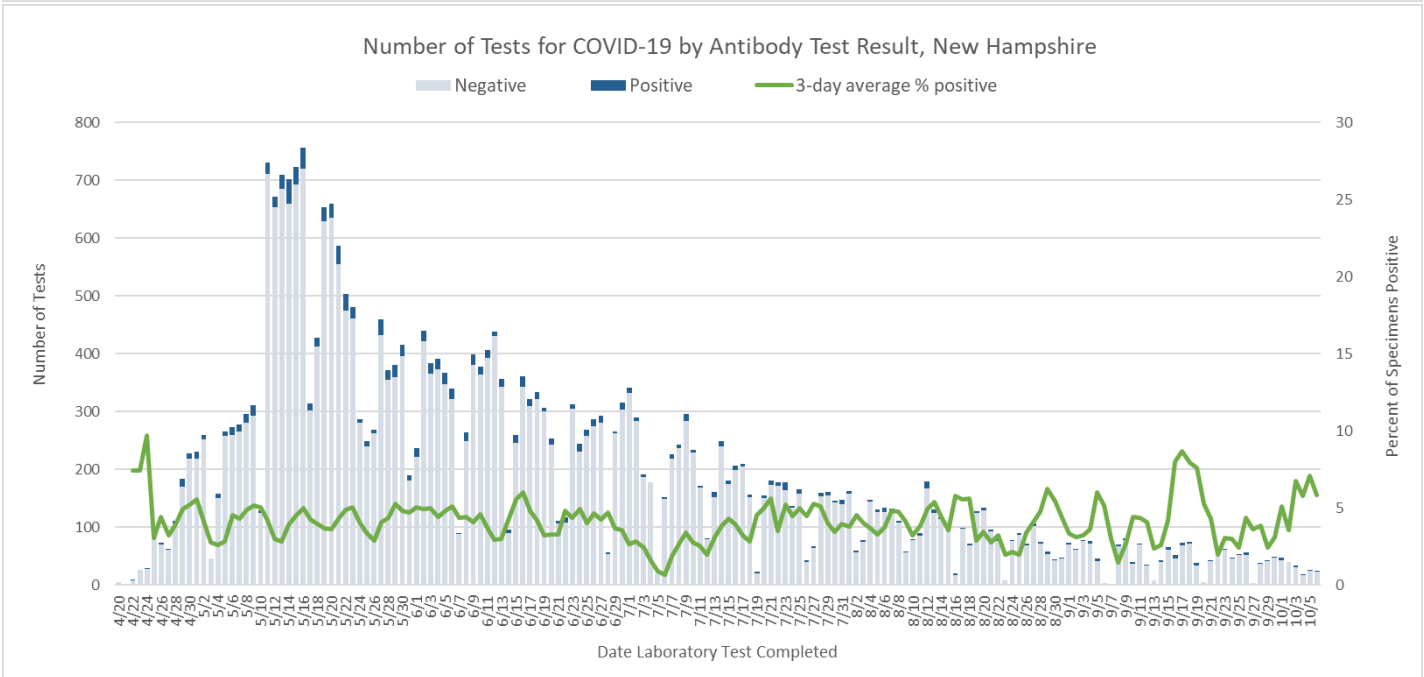
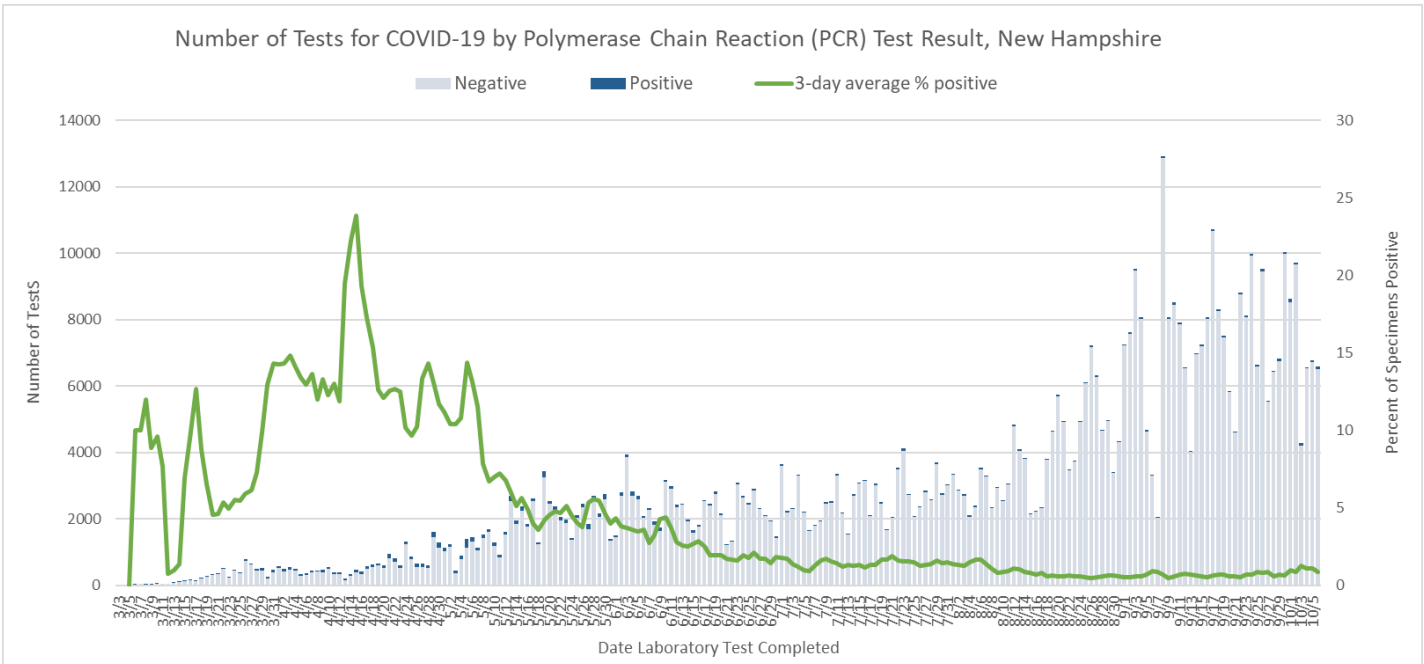
₃Includes specimens received and awaiting testing at NH PHL. Does not include tests pending at commercial laboratories.

Number of Tests Conducted by Date of Report to NH DHHS

Polymerase Chain Reaction (PCR) Tests								
	9/30	10/1	10/2	10/3	10/4	10/5	10/6	Daily Average
NH Public Health Laboratories	870	917	1,289	754	718	717	736	857
LabCorp	1,251	736	679	902	371	184	721	692
Quest Diagnostics	2,036	1,600	1,561	1,236	2,000	1,672	718	1,546
Mako Medical	6	10	133	0	0	28	1	25
Dartmouth-Hitchcock Medical Center	787	852	701	693	190	531	362	588
Other NH Hospital Laboratory	391	313	450	252	229	298	345	325
Other Laboratory*	140	300	223	210	163	54	134	175
University of New Hampshire**	4,546	3,898	4,686	221	2,890	3,282	3,574	3,300
Total	10,027	8,626	9,722	4,268	6,561	6,766	6,591	7,509
Antibody Laboratory Tests								
	9/30	10/1	10/2	10/3	10/4	10/5	10/6	Daily Average
LabCorp	8	6	6	5	1	2	0	4
Quest Diagnostics	19	28	24	22	17	16	15	20
Dartmouth-Hitchcock Medical Center	9	6	7	3	0	3	3	4
Other Laboratory*	12	5	2	4	0	5	7	5
Total	48	45	39	34	18	26	25	34

* Includes out-of-state public health laboratories, out-of-state hospital laboratories, and other commercial laboratories not listed in the above table.

** Includes tests conducted at the UNH laboratory and their contracted lab Veritas.



[NH DHHS Daily Update on COVID-19 Archive](#)

For more information, please visit the DHHS COVID-19 webpage at <https://www.nh.gov/covid19>.

###