


NH Department of Health and Human Services
129 Pleasant Street - State Office Park South
Concord, NH 03301



PRESS RELEASE
FOR IMMEDIATE RELEASE
October 2, 2020

CONTACT
State Joint Information Center
603-223-6169
jic@dos.nh.gov

NH DHHS COVID-19 Update – October 2, 2020

Concord, NH – The New Hampshire Department of Health and Human Services (DHHS) has issued the following update on the new coronavirus, COVID-19.

On Friday, October 2, 2020, DHHS announced 99 new positive test results for COVID-19, with a positivity rate of 0.9%. There are now 456 current COVID-19 cases diagnosed in New Hampshire. Today's results include 80 people that tested positive by PCR test and 19 that tested positive by antigen test. The number of new cases reported today is increased due to the inclusion of antigen test results, as well as delayed reporting of 22 PCR test results from one laboratory. The 22 cases related to the delayed reporting are not included in our active case counts or in our positivity rate.

Several cases are still under investigation. Additional information from ongoing investigations will be incorporated into future COVID-19 updates. Of those with complete information, there are 16 individuals under the age of 18 and the rest are adults with 61% being female and 39% being male. The new cases reside in Hillsborough County other than Manchester and Nashua (23), Rockingham (9), Strafford (7), Merrimack (3), Belknap (2), Carroll (2), and Grafton (2) counties, and in the cities of Manchester (35) and Nashua (16).

No new hospitalized cases were identified today. There are currently 20 individuals hospitalized with COVID-19. Twelve of the new cases had no identified risk factors. Community-based transmission continues to occur in the State and has been identified in all counties. Of those with complete risk information, most of the cases have either had close contact with a person with a confirmed COVID-19 diagnosis, have recently traveled, or were associated with an outbreak setting.

In New Hampshire since the start of the pandemic, there have been a total of 8,534 cases of COVID-19 diagnosed with 743 (9%) of those having been hospitalized. The total number of cases now includes 139 people who, dating back to July, had a positive antigen test, including 5 hospitalizations and one death in the first week of September, a female resident of Rockingham County 60 years of age or older. DHHS has been tracking and investigating all reported positive antigen tests since this testing method first became available in New Hampshire but these results were not included in daily case counts because they did not meet national confirmed case criteria. Although national criteria have not changed, DHHS is now including positive antigen tests due to the increasing use of these tests Statewide.

Current Situation in New Hampshire

**New Hampshire 2019 Novel Coronavirus (COVID-19) Summary Report
(data updated October 2, 2020, 9:00 AM)**

Recovered	7,636 (89%)
Deaths Attributed to COVID-19	442 (5%)
Total Current COVID-19 Cases	456
Persons Who Have Been Hospitalized for COVID-19	743 (9%)
Current Hospitalizations	20
Total Persons Tested at Selected Laboratories, Polymerase Chain Reaction (PCR) ₂	277,869
Total Persons Tested at Selected Laboratories, Antibody Laboratory Tests ₂	31,192
Persons with Specimens Submitted to NH PHL	47,400
Persons with Test Pending at NH PHL ₃	1,149
Persons Being Monitored in NH (approximate point in time)	2,750

¹Includes specimens positive at any laboratory and those confirmed by CDC confirmatory testing.

²Includes specimens tested at the NH Public Health Laboratories (PHL), LabCorp, Quest, Dartmouth-Hitchcock Medical Center, Mako, certain hospital laboratories, the University of New Hampshire and their contracted laboratory, and those sent to CDC prior to NH PHL testing capacity.

³Includes specimens received and awaiting testing at NH PHL. Does not include tests pending at commercial laboratories.

New Hampshire Institutions Associated with COVID-19 Outbreak (as of 10/1/2020)

Current COVID-19 Outbreaks	Resident Cases	Staff Cases	Under Investigation	Deaths
Bedford Hills Center	33	14	0	2
Warde Health Center Windham	3	1	0	0
Mountain View Community Ossipee	3	5	0	0

Closed COVID-19 Outbreaks	Resident Cases	Staff Cases	Deaths
All American Assisted Living Londonderry (6/9/2020)	15	16	2
Aurora Assisted Living Derry (6/6/2020)	38	17	10
Bedford Falls (6/6/2020)	40	21	11
Bedford Hills Center Genesis (7/16/2020)	37	25	7
Bedford Nursing and Rehabilitation Center (7/7/2020)	62	28	17
Bellamy Fields Dover (5/16/2020)	35	13	10
Birch Hill (7/30/2020)	40	29	14
Clipper Harbor Genesis Portsmouth (5/29/2020)	0	8	0
Community Bridges Belmont (6/9/2020)	2	7	0
Community Resources for Justice Transitional Housing Manchester (5/18/2020)	16	4	0
Courville Manchester (6/30/2020)	15	14	6
Crestwood Center Milford (6/30/2020)	54	28	15
Crotched Mountain (4/20/2020)	3	12	1
Easterseals - Manchester (5/16/2020)	45	70	0
Evergreen Place Manchester (9/3/2020)	27	16	7
Greenbriar (8/21/2020)	124	34	28
Greystone Farm at Salem (6/16/2020)	9	3	0
Hackett Hill Genesis Manchester (6/5/2020)	56	16	16
Hanover Hill Manchester (5/26/2020)	79	60	25
Hillsborough County Nursing Home (7/27/2020)	154	55	39

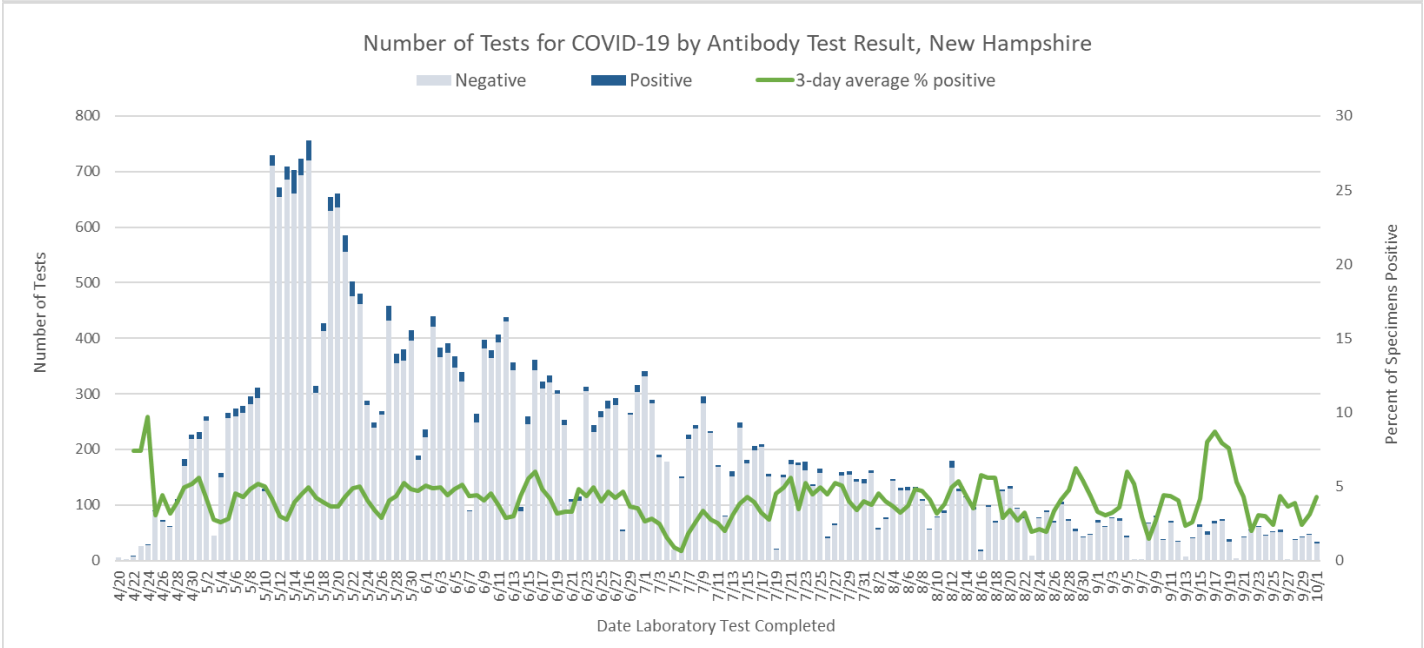
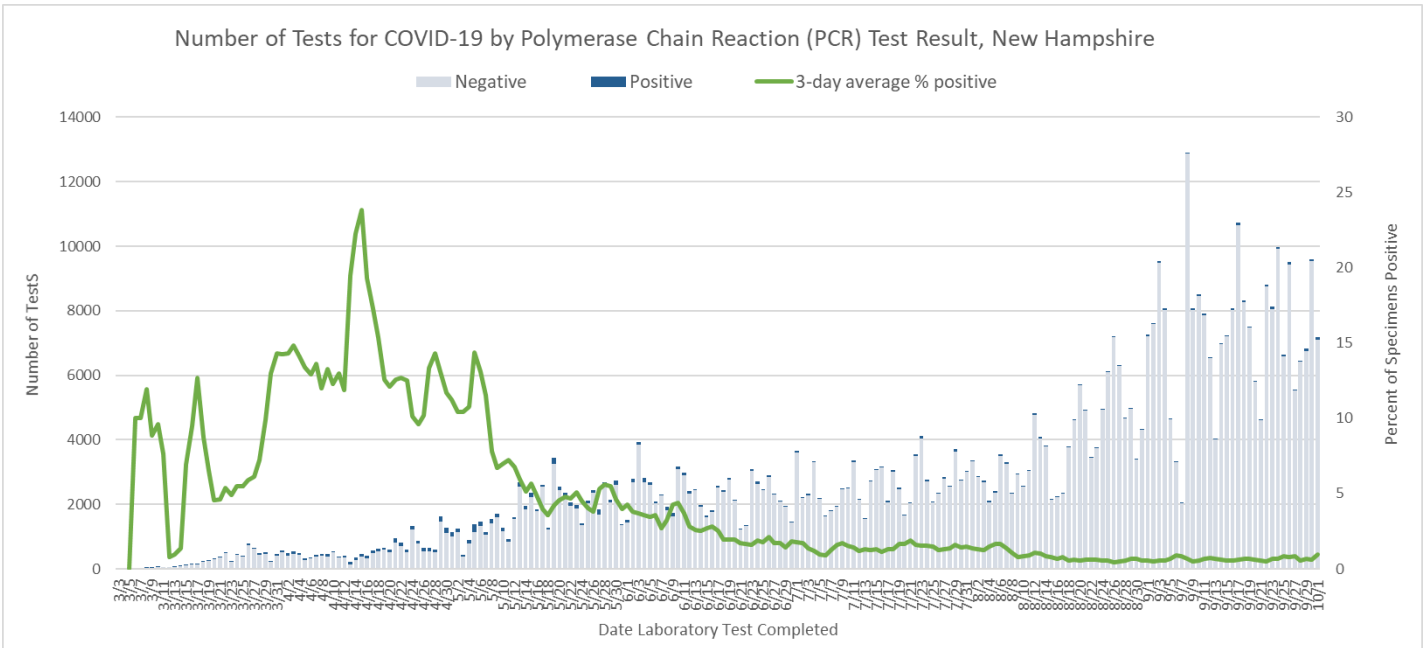
Holy Cross Manchester (7/15/2020)	19	18	1
Huntington Nashua (5/8/2020)	23	19	7
Institute for Professional Practice, Inc (4/21/2020)	2	6	1
Kimi Nichols Center Plaistow (6/10/2020)	3	6	0
Mt. Carmel Nursing and Rehabilitation Manchester (6/26/2020)	38	16	5
Mountain Ridge Genesis Franklin (6/18/2020)	49	2	9
Pleasant Valley Derry (5/27/2020)	87	29	21
Ridgewood Genesis Bedford (6/18/2020)	64	23	23
Ridgewood Genesis Bedford (8/12/2020)	2	9	0
Rockingham County House of Corrections (9/13/2020)	11	1	0
Salemhaven (7/9/2020)	46	15	11
Salem Woods (5/18/2020)	23	26	10
Villa Crest Manchester (7/1/2020)	54	45	15

Number of Tests Conducted by Date of Report to NH DHHS

Polymerase Chain Reaction (PCR) Tests								
	9/25	9/26	9/27	9/28	9/29	9/30	10/1	Daily Average
NH Public Health Laboratories	983	1,028	1,294	1,300	719	869	917	1,016
LabCorp	817	785	358	77	1,122	1,248	287	671
Quest Diagnostics	1,333	1,447	2,941	763	651	2,035	1,540	1,530
Mako Medical	72	30	0	0	0	6	10	17
Dartmouth-Hitchcock Medical Center	1,123	952	201	42	820	787	606	647
Other NH Hospital Laboratory	336	246	398	400	391	391	256	345
Other Laboratory*	266	242	215	113	207	139	118	186
University of New Hampshire**	1,717	4,785	158	3,754	2,912	4,106	3,447	2,983
Total	6,647	9,515	5,565	6,449	6,822	9,581	7,181	7,394
Antibody Laboratory Tests								
	9/25	9/26	9/27	9/28	9/29	9/30	10/1	Daily Average
LabCorp	6	9	3	1	9	8	0	5
Quest Diagnostics	30	35	0	20	25	19	28	22
Dartmouth-Hitchcock Medical Center	4	2	0	3	7	9	0	4
Other Laboratory*	12	8	0	13	1	12	3	7
Total	52	54	3	37	42	48	31	38

* Includes out-of-state public health laboratories, out-of-state hospital laboratories, and other commercial laboratories not listed in the above table.

** Includes tests conducted at the UNH laboratory and their contracted lab Veritas.



[NH DHHS Daily Update on COVID-19 Archive](#)

For more information, please visit the DHHS COVID-19 webpage at <https://www.nh.gov/covid19>.

###