


NH Department of Health and Human Services
129 Pleasant Street - State Office Park South
Concord, NH 03301



PRESS RELEASE
FOR IMMEDIATE RELEASE
August 25, 2020

CONTACT
State Joint Information Center
603-223-6169
jic@dos.nh.gov

NH DHHS COVID-19 Update – August 25, 2020

Concord, NH – The New Hampshire Department of Health and Human Services (DHHS) has issued the following update on the new coronavirus, COVID-19.

On Tuesday, August 25, 2020, DHHS announced 16 new positive test results for COVID-19. There have now been 7,150 cases of COVID-19 diagnosed in New Hampshire. Several cases are still under investigation. Additional information from ongoing investigations will be incorporated into future COVID-19 updates. Of those with complete information, there are three individuals under the age of 18 and the rest are adults with 31% being female and 69% being male. The new cases reside in Rockingham (4), Cheshire (2), Hillsborough County other than Manchester and Nashua (2), Strafford (2), Sullivan (2), Merrimack (1), and Carroll (1) counties, and in the city of Nashua (2).

One new hospitalized case was identified for a total of 713 (10%) of 7,150 cases. Six of the new cases had no identified risk factors. Community-based transmission continues to occur in the State and has been identified in all counties. Of those with complete risk information, most of the cases have recently traveled or have had close contact with a person with a confirmed COVID-19 diagnosis.

Current Situation in New Hampshire

New Hampshire 2019 Novel Coronavirus (COVID-19) Summary Report (data updated August 25, 2020, 9:00 AM)

NH Persons with COVID-19 ¹	7,150
Recovered	6,484 (91%)
Deaths Attributed to COVID-19	429 (6%)
Total Current COVID-19 Cases	237
Persons Who Have Been Hospitalized for COVID-19	713 (10%)
Current Hospitalizations	8
Total Persons Tested at Selected Laboratories, Polymerase Chain Reaction (PCR) ²	199,871
Total Persons Tested at Selected Laboratories, Antibody Laboratory Tests ²	29,322
Persons with Specimens Submitted to NH PHL	41,552
Persons with Test Pending at NH PHL ³	1,161
Persons Being Monitored in NH (approximate point in time)	1,950

¹ Includes specimens positive at any laboratory and those confirmed by CDC confirmatory testing.

² Includes specimens tested at the NH Public Health Laboratories (PHL), LabCorp, Quest, Dartmouth-Hitchcock Medical Center, and those sent to CDC prior to NH PHL testing capacity.

Includes specimens received and awaiting testing at NH PHL. Does not include tests pending at commercial laboratories.

New Hampshire Institutions Associated with COVID-19 Outbreak (as of 8/25/2020)

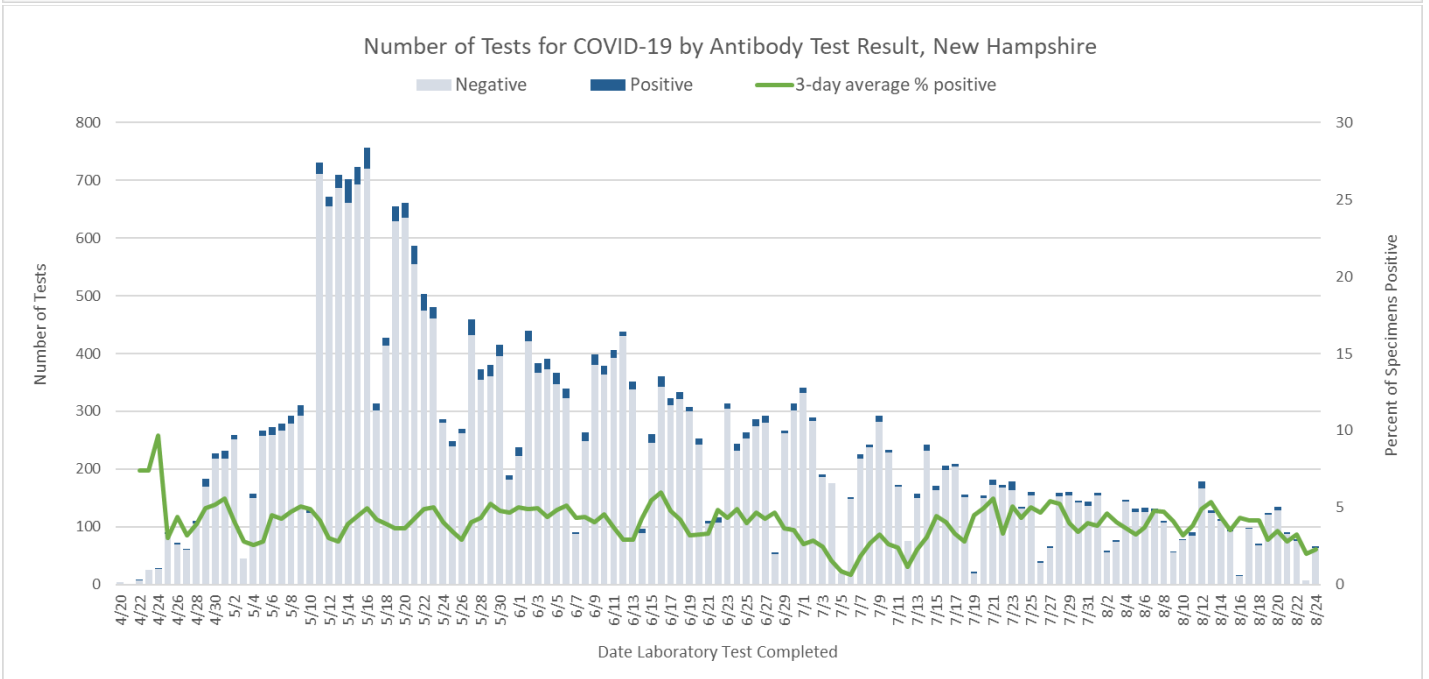
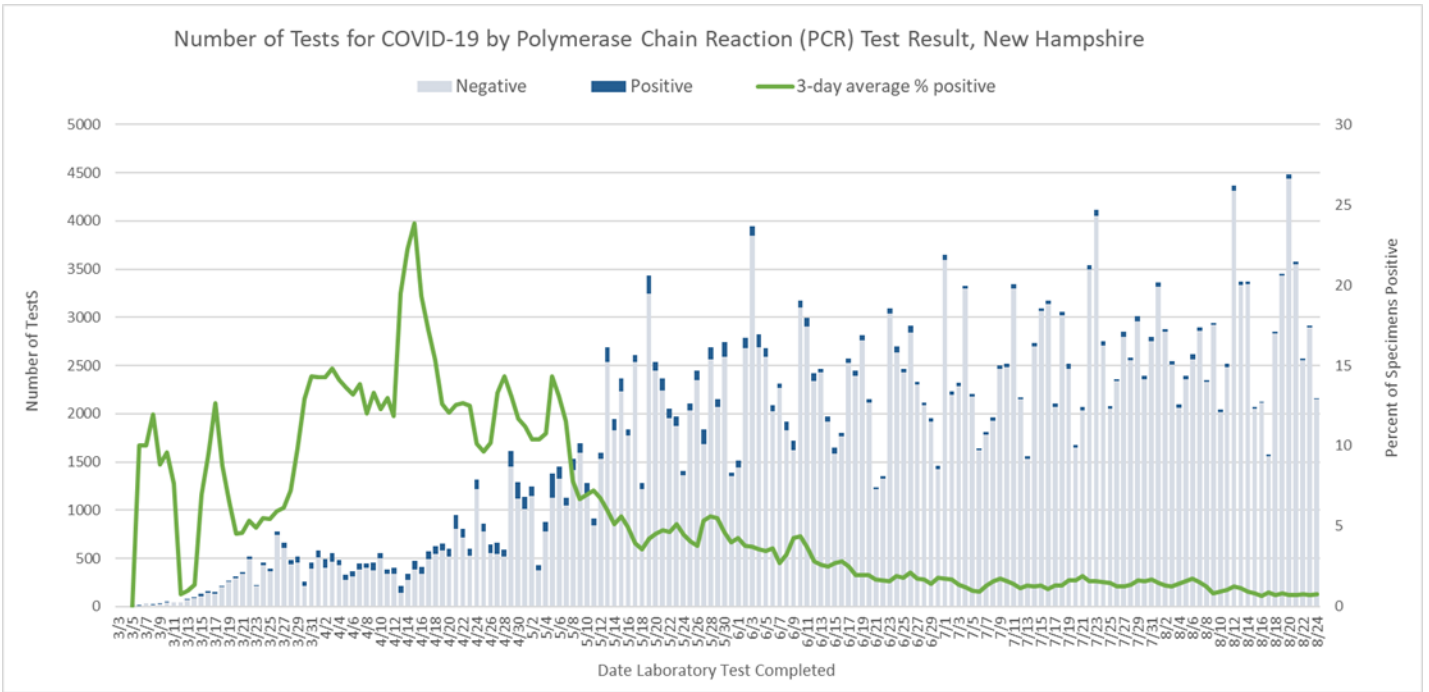
Current COVID-19 Outbreaks	Resident Cases	Staff Cases	Under Investigation	Deaths
Evergreen Place Manchester	27	16	0	7
Rockingham County Dept. of Corrections	10	1	0	0

Closed COVID-19 Outbreaks	Resident Cases	Staff Cases	Deaths
All American Assisted Living Londonderry (6/9/2020)	15	16	2
Aurora Assisted Living Derry (6/6/2020)	38	17	10
Bedford Falls (6/6/2020)	40	21	11
Bedford Hills Center Genesis (7/16/2020)	37	25	7
Bedford Nursing and Rehabilitation Center (7/7/2020)	62	28	17
Bellamy Fields Dover (5/16/2020)	35	13	10
Birch Hill (7/30/2020)	40	29	14
Clipper Harbor Genesis Portsmouth (5/29/2020)	0	8	0
Community Bridges Belmont (6/9/2020)	2	7	0
Community Resources for Justice Transitional Housing Manchester (5/18/2020)	16	4	0
Courville Manchester (6/30/2020)	15	14	6
Crestwood Center Milford (6/30/2020)	54	28	15
Crotched Mountain (4/20/2020)	3	12	1
Easterseals - Manchester (5/16/2020)	45	70	0
Greenbriar (8/21/2020)	124	34	28
Greystone Farm at Salem (6/16/2020)	9	3	0
Hackett Hill Genesis Manchester (6/5/2020)	56	16	16
Hanover Hill Manchester (5/26/2020)	79	60	25
Hillsborough County Nursing Home (7/27/2020)	154	55	39
Holy Cross Manchester (7/15/2020)	19	18	1
Huntington Nashua (5/8/2020)	23	19	7
Institute for Professional Practice, Inc (4/21/2020)	2	6	1
Kimi Nichols Center Plaistow (6/10/2020)	3	6	0
Mt. Carmel Nursing and Rehabilitation Manchester (6/26/2020)	38	16	5
Mountain Ridge Genesis Franklin (6/18/2020)	49	2	9
Pleasant Valley Derry (5/27/2020)	87	29	21
Ridgewood Genesis Bedford (6/18/2020)	64	23	23
Ridgewood Genesis Bedford (8/12/2020)	2	9	0
Salemhaven (7/9/2020)	46	15	11
Salem Woods (5/18/2020)	23	26	10
Villa Crest Manchester (7/1/2020)	54	45	15

Number of Tests Conducted by Date of Report to NH DHHS

Polymerase Chain Reaction (PCR) Tests								
	8/18	8/19	8/20	8/21	8/22	8/23	8/24	Daily Average
NH Public Health Laboratories	587	644	931	840	329	409	417	594
LabCorp	895	966	735	496	401	666	690	693
Quest Diagnostics	237	864	1,681	1,282	1,090	1,262	603	1,003
Mako Medical	0	16	17	1	1	16	0	7
Dartmouth-Hitchcock Medical Center	586	734	774	673	474	319	311	553
Other NH Hospital Laboratory	211	195	154	231	212	202	132	191
Other Laboratory*	333	34	187	50	63	42	9	103
Total	2,849	3,453	4,479	3,573	2,570	2,916	2,162	3,143
Antibody Laboratory Tests								
	8/18	8/19	8/20	8/21	8/22	8/23	8/24	Daily Average
LabCorp	10	8	23	13	11	3	0	10
Quest Diagnostics	31	91	93	57	43	5	36	51
Dartmouth-Hitchcock Medical Center	21	21	6	17	5	0	13	12
Other Laboratory*	8	4	12	0	19	0	13	8
Total	70	124	134	87	78	8	62	80

* Includes out-of-state public health laboratories, out-of-state hospital laboratories, and other commercial laboratories not listed in the above table.



[NH DHHS Daily Update on COVID-19 Archive](#)

For more information, please visit the DHHS COVID-19 webpage at <https://www.nh.gov/covid19>.

###