


NH Department of Health and Human Services
129 Pleasant Street - State Office Park South
Concord, NH 03301



PRESS RELEASE
FOR IMMEDIATE RELEASE
August 19, 2020

CONTACT
State Joint Information Center
603-223-6169
jic@dos.nh.gov

NH DHHS COVID-19 Update – August 19, 2020

Concord, NH – The New Hampshire Department of Health and Human Services (DHHS) has issued the following update on the new coronavirus, COVID-19.

On Wednesday, August 19, 2020, DHHS announced 19 new positive test results for COVID-19. There have now been 7,036 cases of COVID-19 diagnosed in New Hampshire. Several cases are still under investigation. Additional information from ongoing investigations will be incorporated into future COVID-19 updates. Of those with complete information, there is one individual under the age of 18 and the rest are adults, with 47% being female and 53% being male. The new cases reside in Rockingham (5), Hillsborough County other than Manchester and Nashua (4), and Merrimack (2) counties, and in the cities of Manchester (6) and Nashua (2).

No new hospitalized cases were identified for a total of 712 (10%) of 7,036 cases. Seven of the new cases had no identified risk factors. Community-based transmission continues to occur in the State and has been identified in all counties. Of those with complete risk information, most of the cases have either had close contact with a person with a confirmed COVID-19 diagnosis or have recently traveled.

DHHS has also announced three additional deaths related to COVID-19. We offer our sympathies to the family and friends.

- 1 female resident of Rockingham County, 60 years of age and older
- 2 female residents of Hillsborough County, 60 years of age and older

Current Situation in New Hampshire

New Hampshire 2019 Novel Coronavirus (COVID-19) Summary Report (data updated August 19, 2020, 9:00 AM)

| | |
|---|-------------|
| NH Persons with COVID-19 ₁ | 7,036 |
| Recovered | 6,347 (90%) |
| Deaths Attributed to COVID-19 | 427 (6%) |
| Total Current COVID-19 Cases | 262 |
| Persons Who Have Been Hospitalized for COVID-19 | 712 (10%) |
| Current Hospitalizations | 12 |
| Total Persons Tested at Selected Laboratories, Polymerase Chain Reaction (PCR) ₂ | 188,009 |
| Total Persons Tested at Selected Laboratories, Antibody Laboratory Tests ₂ | 28,837 |
| Persons with Specimens Submitted to NH PHL | 40,540 |

 Persons Being Monitored in NH (approximate point in time) 2,375

¹Includes specimens positive at any laboratory and those confirmed by CDC confirmatory testing.

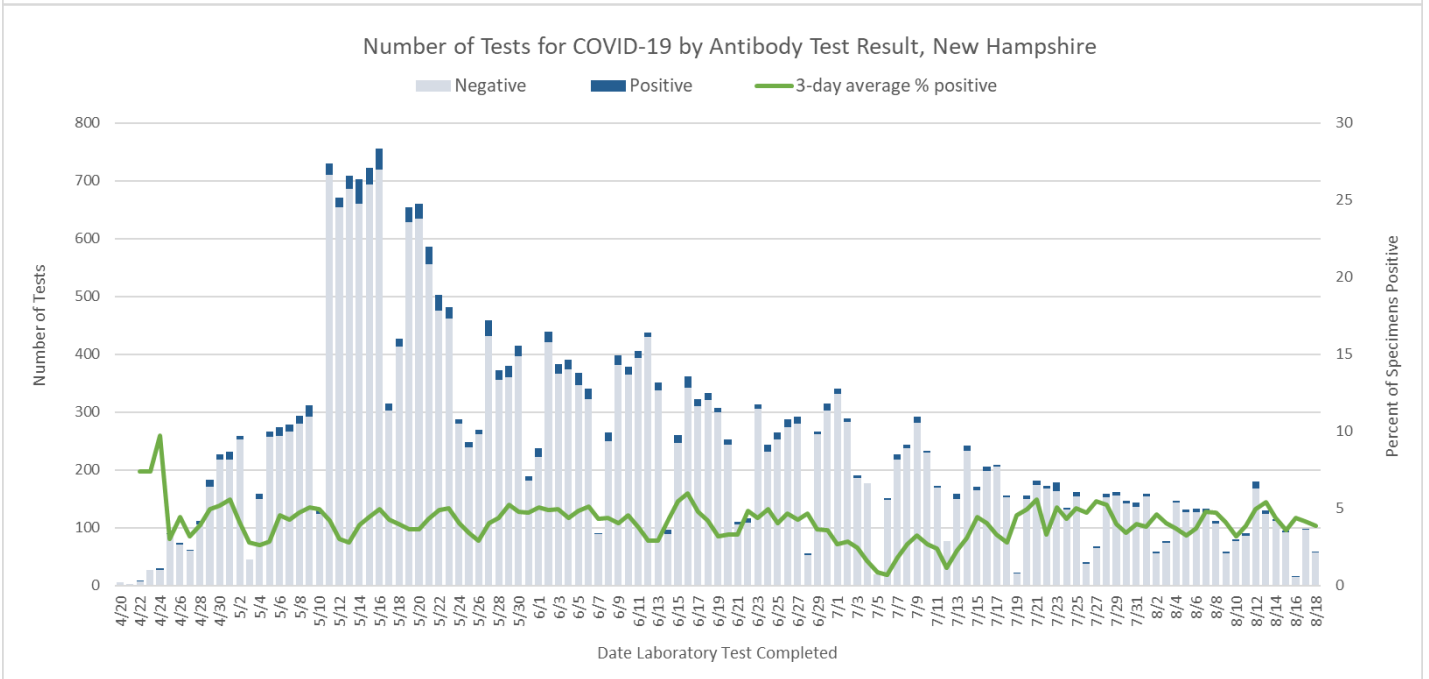
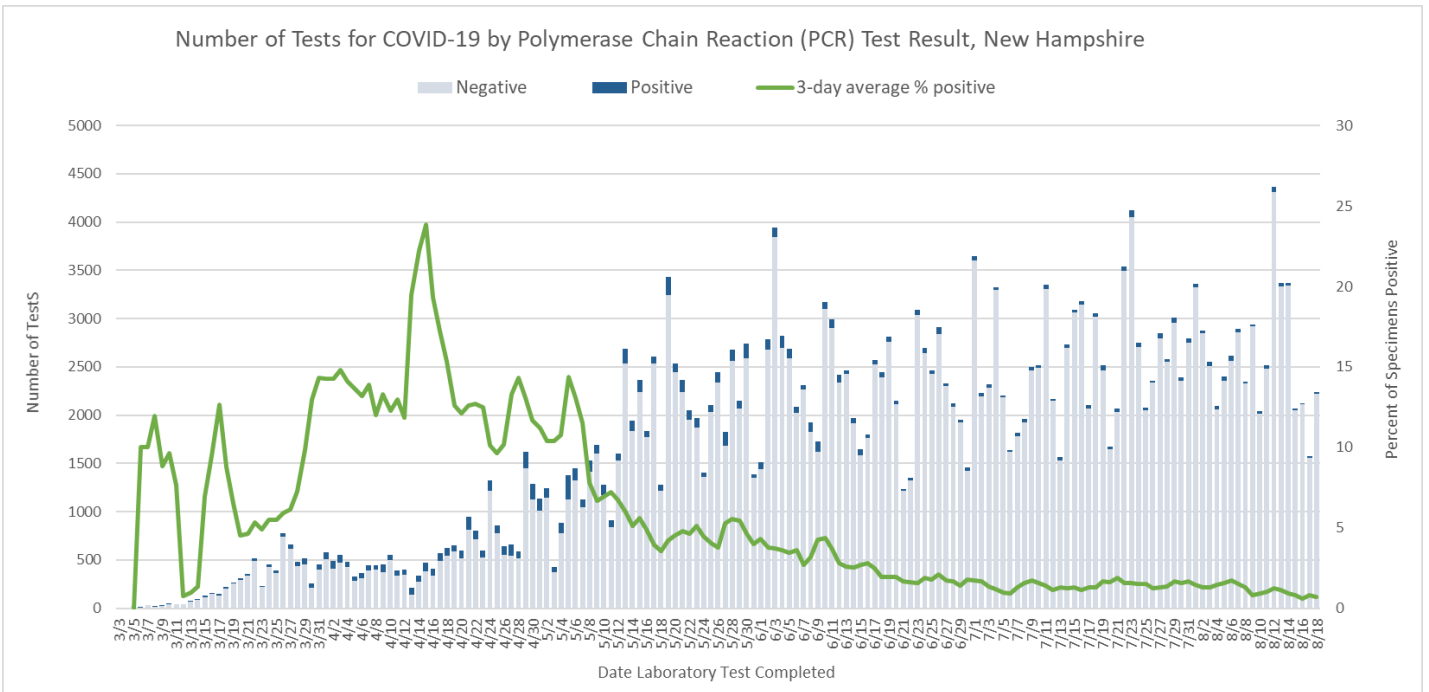
²Includes specimens tested at the NH Public Health Laboratories (PHL), LabCorp, Quest, Dartmouth-Hitchcock Medical Center, and those sent to CDC prior to NH PHL testing capacity.

³Includes specimens received and awaiting testing at NH PHL. Does not include tests pending at commercial laboratories.

Number of Tests Conducted by Date of Report to NH DHHS

| Polymerase Chain Reaction (PCR) Tests | | | | | | | | |
|---------------------------------------|-------|-------|-------|-------|-------|-------|-------|---------------|
| | 8/12 | 8/13 | 8/14 | 8/15 | 8/16 | 8/17 | 8/18 | Daily Average |
| NH Public Health Laboratories | 932 | 695 | 767 | 1 | 563 | 272 | 587 | 545 |
| LabCorp | 899 | 679 | 877 | 450 | 509 | 473 | 442 | 618 |
| Quest Diagnostics | 1,568 | 1,080 | 958 | 912 | 396 | 226 | 198 | 763 |
| Mako Medical | 11 | 29 | 9 | 35 | 3 | 6 | 0 | 13 |
| Dartmouth-Hitchcock Medical Center | 689 | 690 | 544 | 522 | 345 | 224 | 586 | 514 |
| Other NH Hospital Laboratory | 156 | 136 | 179 | 124 | 142 | 199 | 144 | 154 |
| Other Laboratory* | 108 | 57 | 31 | 23 | 165 | 177 | 278 | 120 |
| Total | 4,363 | 3,366 | 3,365 | 2,067 | 2,123 | 1,577 | 2,235 | 2,728 |
| Antibody Laboratory Tests | | | | | | | | |
| | 8/12 | 8/13 | 8/14 | 8/15 | 8/16 | 8/17 | 8/18 | Daily Average |
| LabCorp | 23 | 23 | 11 | 15 | 3 | 1 | 0 | 11 |
| Quest Diagnostics | 131 | 92 | 76 | 67 | 13 | 74 | 29 | 69 |
| Dartmouth-Hitchcock Medical Center | 12 | 12 | 21 | 4 | 0 | 10 | 21 | 11 |
| Other Laboratory* | 9 | 1 | 4 | 9 | 0 | 11 | 8 | 6 |
| Total | 175 | 128 | 112 | 95 | 16 | 96 | 58 | 97 |

* Includes out-of-state public health laboratories, out-of-state hospital laboratories, and other commercial laboratories not listed in the above table.



[NH DHHS Daily Update on COVID-19 Archive](#)

For more information, please visit the DHHS COVID-19 webpage at <https://www.nh.gov/covid19>.

###