


NH Department of Health and Human Services
129 Pleasant Street - State Office Park South
Concord, NH 03301



PRESS RELEASE
FOR IMMEDIATE RELEASE
August 12, 2020

CONTACT
State Joint Information Center
603-223-6169
jic@dos.nh.gov

NH DHHS COVID-19 Update – August 12, 2020

Concord, NH – The New Hampshire Department of Health and Human Services (DHHS) has issued the following update on the new coronavirus, COVID-19.

On Wednesday, August 12, 2020, DHHS announced 26 new positive test results for COVID-19. There have now been 6,887 cases of COVID-19 diagnosed in New Hampshire. Several cases are still under investigation. Additional information from ongoing investigations will be incorporated into future COVID-19 updates. Of those with complete information, there is one individual under the age of 18 and the rest are adults with 62% being female and 38% being male. The new cases reside in Rockingham (5), Hillsborough County other than Manchester and Nashua (3), Sullivan (3), Belknap (2), Cheshire (2), Carroll (1), Grafton (1), Merrimack (1), and Strafford (1) counties, and in the cities of Nashua (5) and Manchester (1). The county of residence is being determined for one new case.

No new hospitalized cases were identified for a total of 705 (10%) of 6,887 cases. Community-based transmission continues to occur in the State and has been identified in all counties. Of those with complete risk information, most have either had close contact with a person with a confirmed COVID-19 diagnosis or have recently traveled.

DHHS has also announced one additional death related to COVID-19. We offer our sympathies to the family and friends.

- 1 male resident of Hillsborough County, 60 years of age and older

Current Situation in New Hampshire

New Hampshire 2019 Novel Coronavirus (COVID-19) Summary Report (data updated August 12, 2020, 9:00 AM)

| | |
|---|-------------|
| NH Persons with COVID-19 ₁ | 6,887 |
| Recovered | 6,162 (89%) |
| Deaths Attributed to COVID-19 | 420 (6%) |
| Total Current COVID-19 Cases | 305 |
| Persons Who Have Been Hospitalized for COVID-19 | 705 (10%) |
| Current Hospitalizations | 18 |
| Total Persons Tested at Selected Laboratories, Polymerase Chain Reaction (PCR) ₂ | 180,451 |
| Total Persons Tested at Selected Laboratories, Antibody Laboratory Tests ₂ | 28,195 |

Persons with Specimens Submitted to NH PHL 39,073

Persons with Test Pending at NH PHL₃ 821

Persons Being Monitored in NH (approximate point in time) 2,825

₁ Includes specimens positive at any laboratory and those confirmed by CDC confirmatory testing.

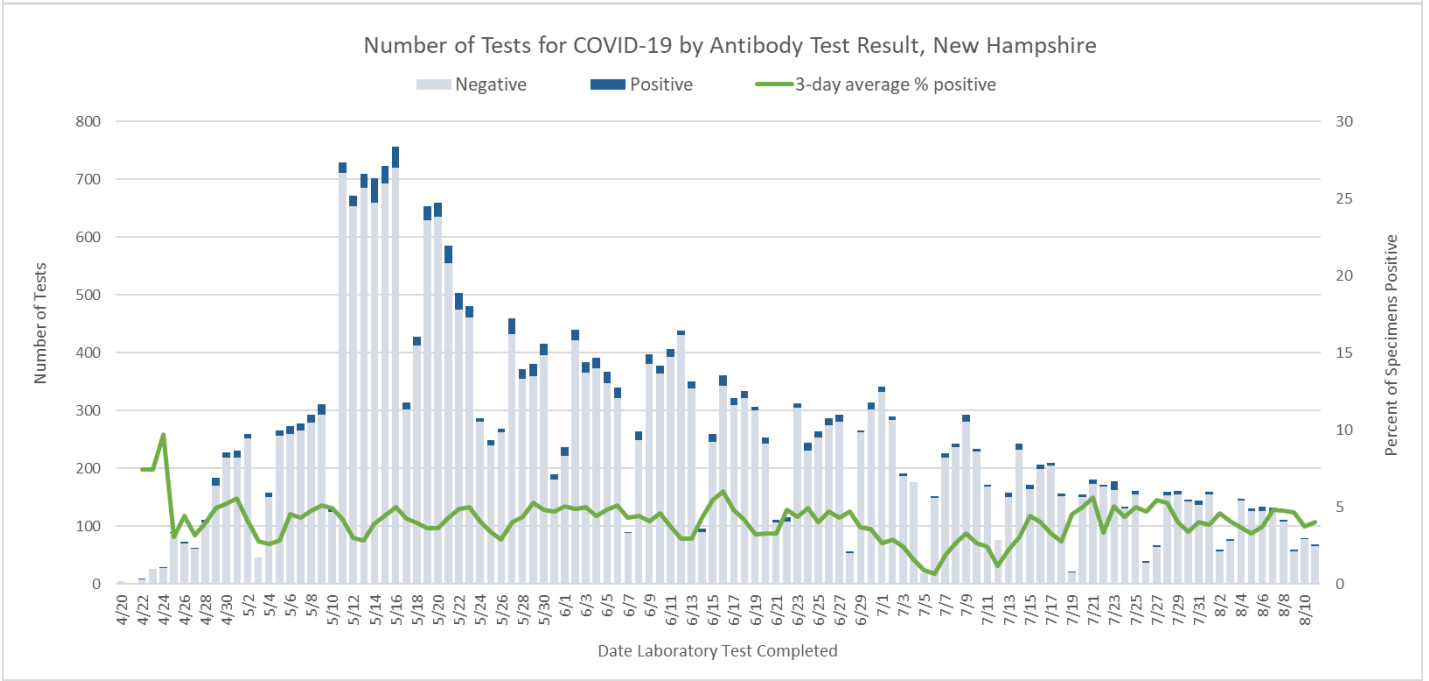
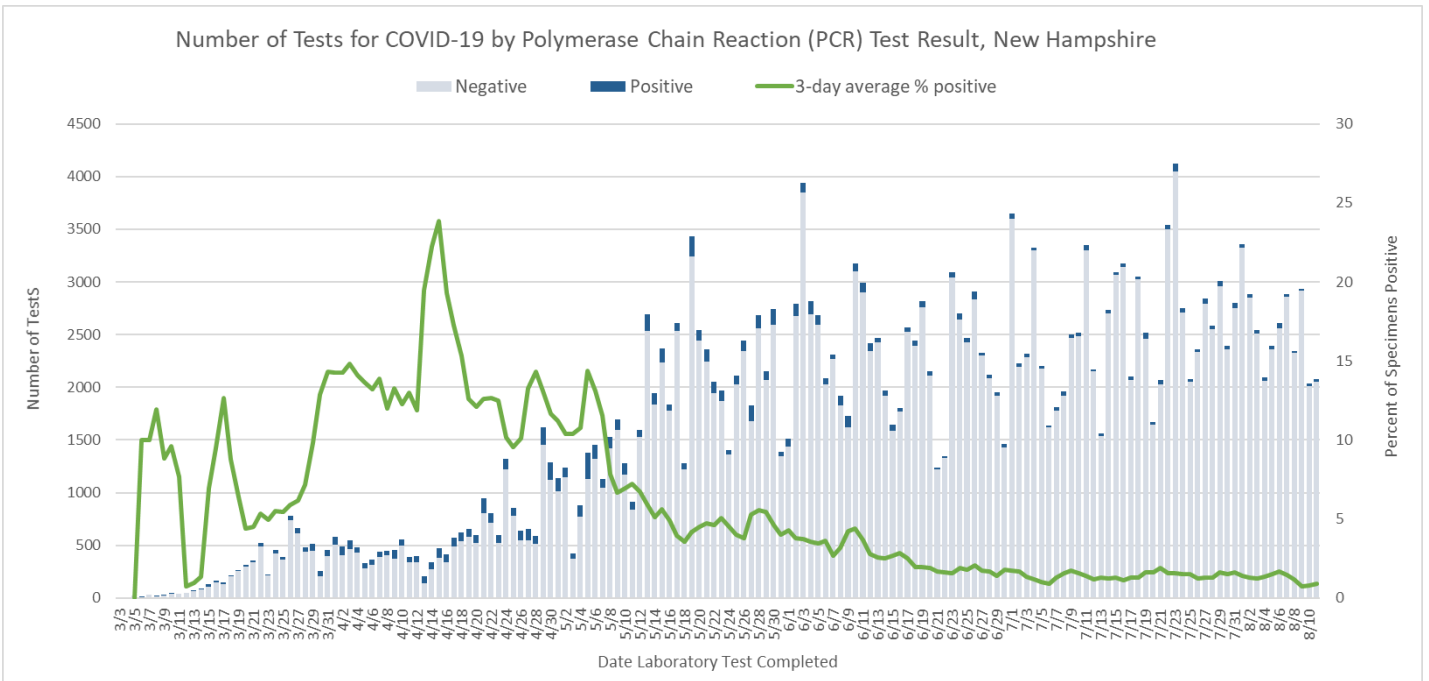
₂ Includes specimens tested at the NH Public Health Laboratories (PHL), LabCorp, Quest, Dartmouth-Hitchcock Medical Center, and those sent to CDC prior to NH PHL testing capacity.

₃ Includes specimens received and awaiting testing at NH PHL. Does not include tests pending at commercial laboratories.

Number of Tests Conducted by Date of Report to NH DHHS

| Polymerase Chain Reaction (PCR) Tests | | | | | | | | |
|---------------------------------------|-------|-------|-------|-------|-------|-------|-------|---------------|
| | 8/5 | 8/6 | 8/7 | 8/8 | 8/9 | 8/10 | 8/11 | Daily Average |
| NH Public Health Laboratories | 816 | 762 | 806 | 386 | 460 | 306 | 208 | 535 |
| LabCorp | 679 | 778 | 652 | 607 | 733 | 382 | 229 | 580 |
| Quest Diagnostics | 307 | 348 | 325 | 365 | 908 | 830 | 871 | 565 |
| Mako Medical | 25 | 1 | 7 | 0 | 15 | 1 | 2 | 7 |
| Dartmouth-Hitchcock Medical Center | 316 | 502 | 871 | 812 | 569 | 302 | 249 | 517 |
| Other NH Hospital Laboratory | 194 | 154 | 162 | 127 | 148 | 157 | 174 | 159 |
| Other Laboratory* | 59 | 67 | 64 | 49 | 102 | 56 | 343 | 106 |
| Total | 2,396 | 2,612 | 2,887 | 2,346 | 2,935 | 2,034 | 2,076 | 2,469 |
| Antibody Laboratory Tests | | | | | | | | |
| | 8/5 | 8/6 | 8/7 | 8/8 | 8/9 | 8/10 | 8/11 | Daily Average |
| LabCorp | 18 | 21 | 14 | 18 | 3 | 4 | 0 | 11 |
| Quest Diagnostics | 98 | 86 | 94 | 87 | 56 | 38 | 47 | 72 |
| Dartmouth-Hitchcock Medical Center | 11 | 10 | 14 | 4 | 0 | 12 | 16 | 10 |
| Other Laboratory* | 3 | 13 | 8 | 2 | 0 | 23 | 5 | 8 |
| Total | 130 | 130 | 130 | 111 | 59 | 77 | 68 | 101 |

* Includes out-of-state public health laboratories, out-of-state hospital laboratories, and other commercial laboratories not listed in the above table.



[NH DHHS Daily Update on COVID-19 Archive](#)

For more information, please visit the DHHS COVID-19 webpage at <https://www.nh.gov/covid19>.

###