


NH Department of Health and Human Services
129 Pleasant Street - State Office Park South
Concord, NH 03301



PRESS RELEASE
FOR IMMEDIATE RELEASE
August 11, 2020

CONTACT
State Joint Information Center
603-223-6169
jic@dos.nh.gov

NH DHHS COVID-19 Update – August 11, 2020

Concord, NH – The New Hampshire Department of Health and Human Services (DHHS) has issued the following update on the new coronavirus, COVID-19.

On Tuesday, August 11, 2020, DHHS announced 21 new positive test results for COVID-19. There have now been 6,861 cases of COVID-19 diagnosed in New Hampshire. Several cases are still under investigation. Additional information from ongoing investigations will be incorporated into future COVID-19 updates. Of those with complete information, all are adults with 33% being female and 67% being male. The new cases reside in Rockingham (7), Hillsborough County other than Manchester and Nashua (3), Cheshire (2), Strafford (2), Grafton (1), and Sullivan (1) counties, and in the cities of Manchester (3) and Nashua (2).

One new hospitalized case was identified for a total of 705 (10%) of 6,861 cases. Three of the new cases had no identified risk factors. Community-based transmission continues to occur in the State and has been identified in all counties. Most of the remaining cases have either had close contact with a person with a confirmed COVID-19 diagnosis or have recently traveled.

Current Situation in New Hampshire

New Hampshire 2019 Novel Coronavirus (COVID-19) Summary Report (data updated August 11, 2020, 9:00 AM)

NH Persons with COVID-19 ₁	6,861
Recovered	6,126 (89%)
Deaths Attributed to COVID-19	419 (6%)
Total Current COVID-19 Cases	316
Persons Who Have Been Hospitalized for COVID-19	705 (10%)
Current Hospitalizations	21
Total Persons Tested at Selected Laboratories, Polymerase Chain Reaction (PCR) ₂	175,399
Total Persons Tested at Selected Laboratories, Antibody Laboratory Tests ₂	28,105
Persons with Specimens Submitted to NH PHL	38,825
Persons with Test Pending at NH PHL ₃	769
Persons Being Monitored in NH (approximate point in time)	2,850

₁Includes specimens positive at any laboratory and those confirmed by CDC confirmatory testing.

²Includes specimens tested at the NH Public Health Laboratories (PHL), LabCorp, Quest, Dartmouth-Hitchcock Medical Center, and those sent to CDC prior to NH PHL testing capacity.

³Includes specimens received and awaiting testing at NH PHL. Does not include tests pending at commercial laboratories.

New Hampshire Institutions Associated with COVID-19 Outbreak (as of 8/11/2020)

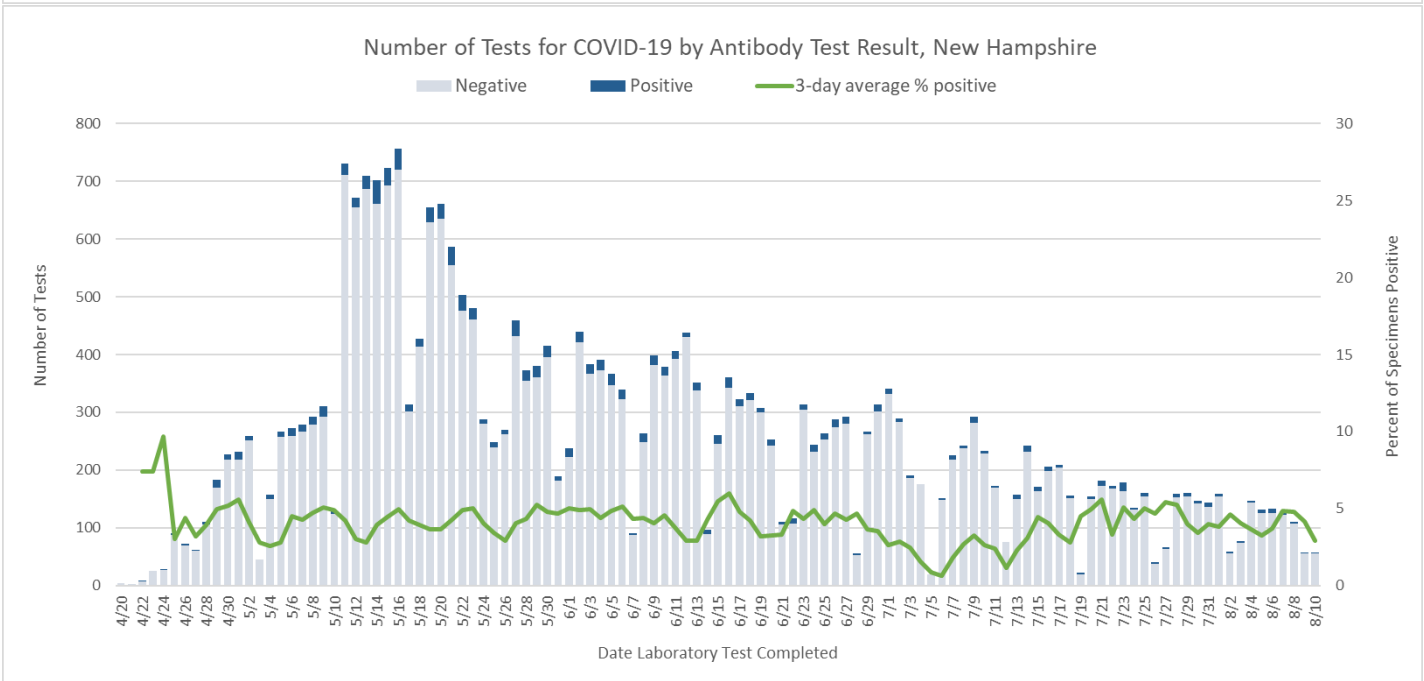
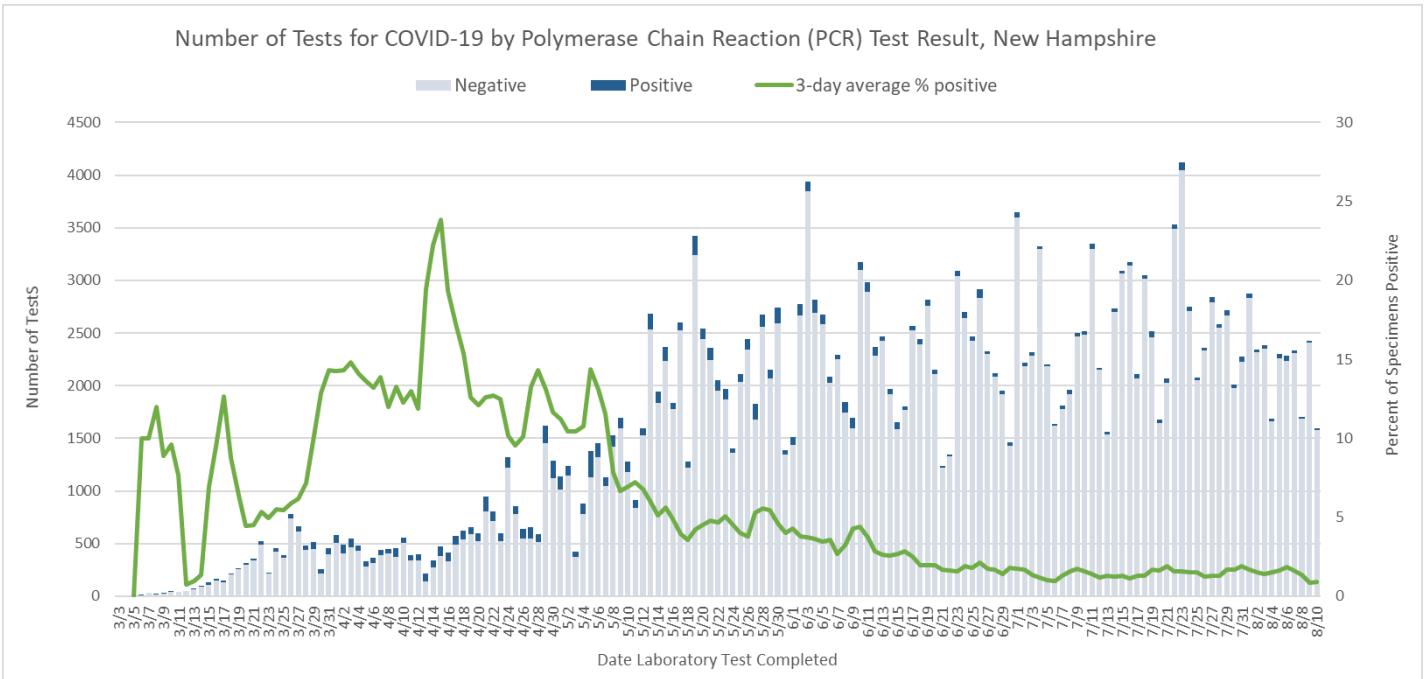
Current COVID-19 Outbreaks	Resident Cases	Staff Cases	Under Investigation	Deaths
Evergreen Place Manchester	26	12	0	4
Greenbriar Nashua	123	34	0	28
Ridgewood Genesis Bedford	2	9	0	0

Closed COVID-19 Outbreaks	Resident Cases	Staff Cases	Deaths
All American Assisted Living Londonderry (6/9/2020)	15	16	2
Aurora Assisted Living Derry (6/6/2020)	38	17	10
Bedford Falls (6/6/2020)	40	21	11
Bedford Hills Center Genesis (7/16/2020)	37	25	7
Bedford Nursing and Rehabilitation Center (7/7/2020)	62	28	17
Bellamy Fields Dover (5/16/2020)	35	13	10
Birch Hill (7/30/2020)	40	29	14
Clipper Harbor Genesis Portsmouth (5/29/2020)	0	8	0
Community Bridges Belmont (6/9/2020)	2	7	0
Community Resources for Justice Transitional Housing Manchester (5/18/2020)	16	4	0
Courville Manchester (6/30/2020)	15	14	6
Crestwood Center Milford (6/30/2020)	54	28	15
Crotched Mountain (4/20/2020)	3	12	1
Easterseals - Manchester (5/16/2020)	45	70	0
Greystone Farm at Salem (6/16/2020)	9	3	0
Hackett Hill Genesis Manchester (6/5/2020)	56	16	16
Hanover Hill Manchester (5/26/2020)	79	60	25
Hillsborough County Nursing Home (7/27/2020)	154	55	39
Holy Cross Manchester (7/15/2020)	19	18	1
Huntington Nashua (5/8/2020)	23	19	7
Institute for Professional Practice, Inc (4/21/2020)	2	6	1
Kimi Nichols Center Plaistow (6/10/2020)	3	6	0
Mt. Carmel Nursing and Rehabilitation Manchester (6/26/2020)	38	16	5
Mountain Ridge Genesis Franklin (6/18/2020)	49	2	9
Pleasant Valley Derry (5/27/2020)	87	29	21
Ridgewood Genesis Bedford (6/18/2020)	64	23	23
Salemhaven (7/9/2020)	46	15	11
Salem Woods (5/18/2020)	23	26	10
Villa Crest Manchester (7/1/2020)	54	45	15

Number of Tests Conducted by Date of Report to NH DHHS

Polymerase Chain Reaction (PCR) Tests								
	8/4	8/5	8/6	8/7	8/8	8/9	8/10	Daily Average
NH Public Health Laboratories	107	816	762	806	386	460	306	520
LabCorp	465	679	778	652	607	733	380	613
Quest Diagnostics	679	307	348	324	364	906	818	535
Mako Medical	1	25	1	7	0	15	1	7
Dartmouth-Hitchcock Medical Center	177	218	176	320	166	59	13	161
Other NH Hospital Laboratory	220	194	154	162	127	148	70	154
Other Laboratory*	40	59	66	64	49	102	6	55
Total	1,689	2,298	2,285	2,335	1,699	2,423	1,594	2,046
Antibody Laboratory Tests								
	8/4	8/5	8/6	8/7	8/8	8/9	8/10	Daily Average
LabCorp	6	18	21	14	18	3	4	12
Quest Diagnostics	118	98	86	91	87	55	36	82
Dartmouth-Hitchcock Medical Center	18	11	10	14	4	0	0	8
Other Laboratory*	5	3	13	8	2	0	16	7
Total	147	130	130	127	111	58	56	108

* Includes out-of-state public health laboratories, out-of-state hospital laboratories, and other commercial laboratories not listed in the above table.



[NH DHHS Daily Update on COVID-19 Archive](#)

For more information, please visit the DHHS COVID-19 webpage at <https://www.nh.gov/covid19>.

###