


NH Department of Health and Human Services
129 Pleasant Street - State Office Park South
Concord, NH 03301



PRESS RELEASE
FOR IMMEDIATE RELEASE
July 6, 2020

CONTACT
State Joint Information Center
603-223-6169
jic@dos.nh.gov

NH DHHS COVID-19 Update – July 6, 2020

Concord, NH – The New Hampshire Department of Health and Human Services (DHHS) has issued the following update on the new coronavirus, COVID-19.

On Monday, July 6, 2020, DHHS announced 21 new positive test results for COVID-19. There have now been 5,914 cases of COVID-19 diagnosed in New Hampshire. Several cases are still under investigation. Of those with complete information, there are two individuals under the age of 18 and the rest are adults with 85% being female and 15% being male. The new cases reside in Belknap (3), Carroll (3), Rockingham (3), Coos (2), Hillsborough County other than Manchester and Nashua (2), Merrimack (1), and Strafford (1) counties, and in the cities of Nashua (4) and Manchester (1). The county of residence is being determined for one new case.

Four new hospitalized case were identified for a total of 574 (10%) of 5,914 cases. Six of the new cases have no identified risk factors. Community-based transmission continues to occur in the State and has been identified in all counties. Most of the remaining cases have had close contact with a person with a confirmed COVID-19 diagnosis, recently traveled, or are associated with an outbreak setting.

DHHS has also announced one additional death related to COVID-19. We offer our sympathies to the family and friends.

- 1 female resident of Rockingham County, 60 years of age and older

Current Situation in New Hampshire

New Hampshire 2019 Novel Coronavirus (COVID-19) Summary Report (data updated July 6, 2020, 9:00 AM)

NH Persons with COVID-19 ₁	5,914
Recovered	4,706 (80%)
Deaths Attributed to COVID-19	382 (6%)
Total Current COVID-19 Cases	826
Persons Who Have Been Hospitalized for COVID-19	574 (10%)
Current Hospitalizations	25
Total Persons Tested at Selected Laboratories, Polymerase Chain Reaction (PCR) ₂	127,880
Total Persons Tested at Selected Laboratories, Antibody Laboratory Tests ₂	20,455
Persons with Specimens Submitted to NH PHL	32,781
Persons with Test Pending at NH PHL ₃	86

1. Includes specimens positive at any laboratory and those confirmed by CDC confirmatory testing.

2. Includes specimens tested at the NH Public Health Laboratories (PHL), LabCorp, Quest, Dartmouth-Hitchcock Medical Center, and those sent to CDC prior to NH PHL testing capacity.

3. Includes specimens received and awaiting testing at NH PHL. Does not include tests pending at commercial laboratories.

Number of Tests Conducted by Date of Report to NH DHHS

Polymerase Chain Reaction (PCR) Tests								
Testing Laboratory	6/29	6/30	7/01	7/02	7/03	7/04	7/05	Daily Average
NH Public Health Laboratories	292	391	455	558	643	370	633	477
LabCorp	179	562	697	723	253	361	135	416
Quest Diagnostics	301	135	694	479	647	627	679	509
Mako Medical	491	125	790	361	94	1,031	150	435
Dartmouth-Hitchcock Medical Center	68	70	164	58	118	171	57	101
Other NH Hospital Laboratory	332	442	253	147	174	34	n/a**	230
Other Laboratory*	6	24	31	15	19	4	28	18
Total	1,669	1,749	3,084	2,341	1,948	2,598	1,682	2,153
Antibody Laboratory Tests								
Testing Laboratory	6/29	6/30	7/01	7/02	7/03	7/04	7/05	Daily Average
LabCorp	0	2	40	23	31	17	10	18
Quest Diagnostics	226	194	257	211	159	119	54	174
Dartmouth-Hitchcock Medical Center	1	28	42	34	25	6	0	19
Other Laboratory*	8	15	11	10	7	1	0	7
Total	235	239	350	278	222	143	64	219

* Includes out-of-state public health laboratories, out-of-state hospital laboratories, and other commercial laboratories not already listed in the table.

n/a: not available

** Not available at the time of this report.

Number of Persons Tested by Date of Report to NH DHHS

Polymerase Chain Reaction (PCR) Tests								
Testing Laboratory	6/29	6/30	7/01	7/02	7/03	7/04	7/05	Daily Average
NH Public Health Laboratories	42	93	166	127	159	173	86	121
LabCorp	165	510	417	637	215	311	112	338
Quest Diagnostics	268	117	593	426	587	584	622	457
Mako Medical	52	2	84	57	82	461	21	108

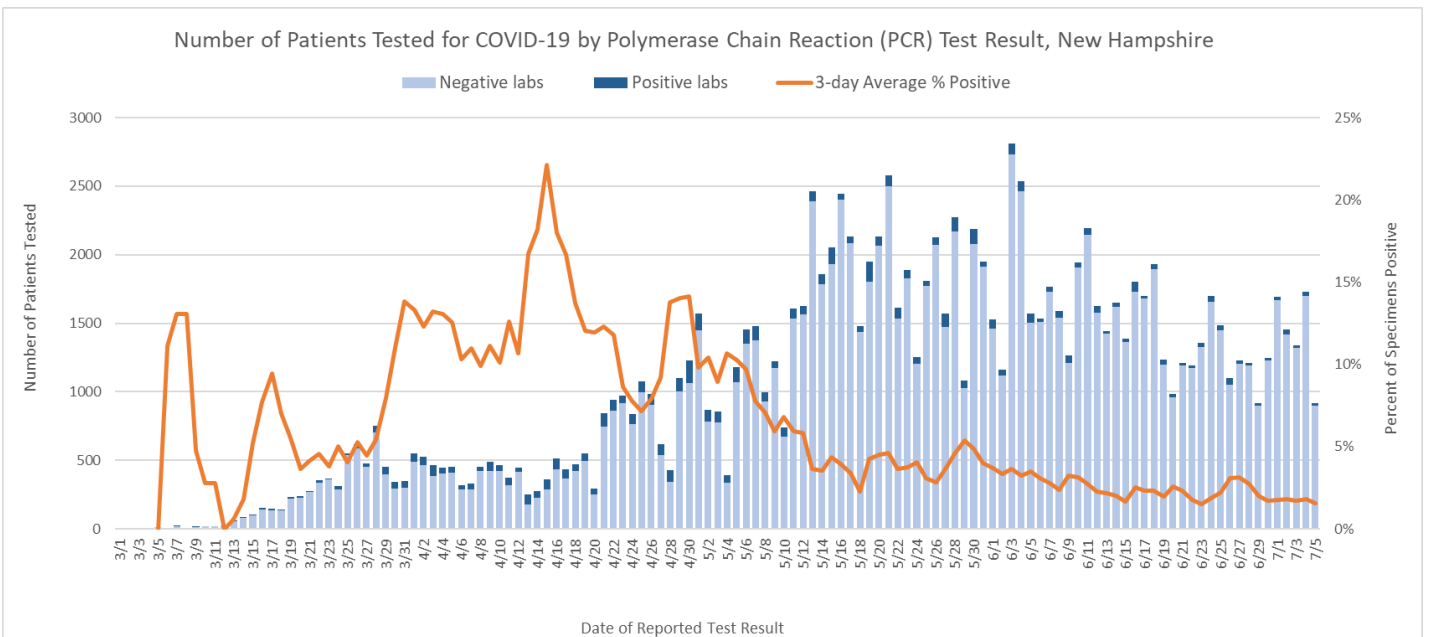
Dartmouth-Hitchcock Medical Center	56	61	150	49	107	162	50	91
Other NH Hospital Laboratory	332	442	253	147	174	34	n/a**	230
Other Laboratory*	3	23	28	14	14	4	25	16
Total	918	1,248	1,691	1,457	1,338	1,729	916	1,328

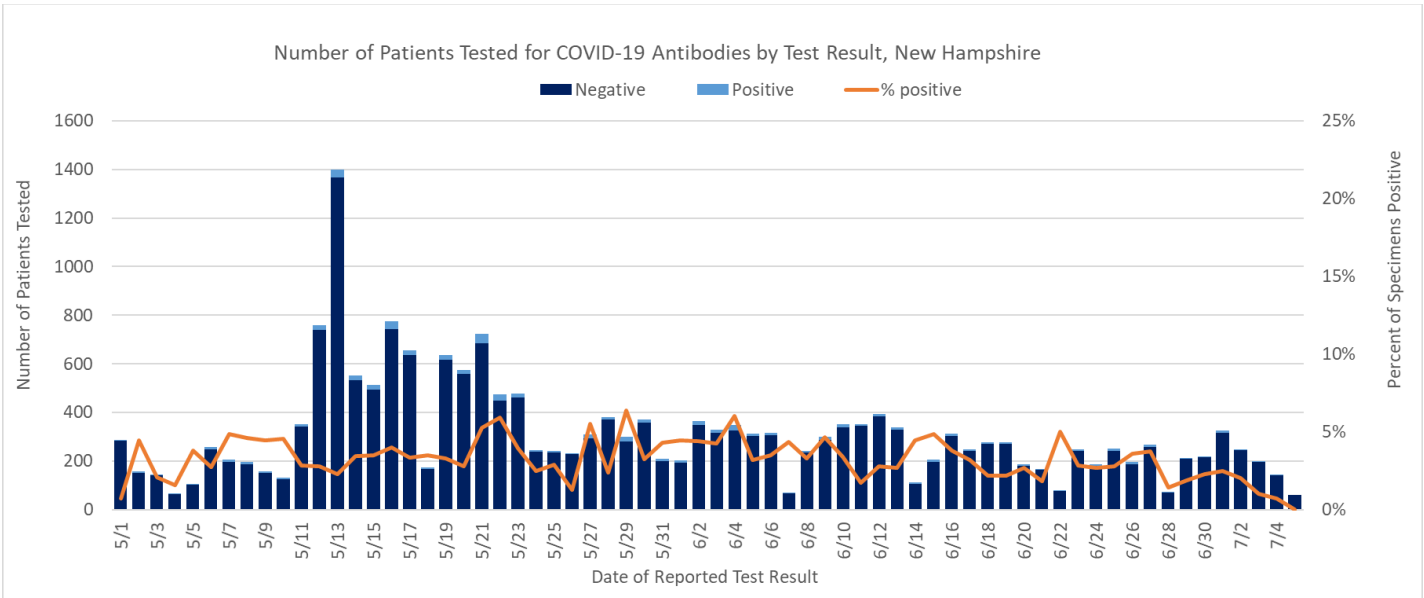
Antibody Laboratory Tests

Testing Laboratory	6/29	6/30	7/01	7/02	7/03	7/04	7/05	Daily Average
LabCorp	0	0	35	18	25	17	9	15
Quest Diagnostics	209	186	243	194	147	118	51	164
Dartmouth-Hitchcock Medical Center	1	22	37	29	24	6	0	17
Other Laboratory*	3	11	10	8	1	0	0	5
Total	213	219	325	249	197	141	60	201

* Includes out-of-state public health laboratories, out-of-state hospital laboratories, and other commercial laboratories not already listed in the table.

** Not available at the time of this report.





[NH DHHS Daily Update on COVID-19 Archive](#)

For more information, please visit the DHHS COVID-19 webpage at <https://www.nh.gov/covid19>.

###