


NH Department of Health and Human Services
129 Pleasant Street - State Office Park South
Concord, NH 03301



PRESS RELEASE
FOR IMMEDIATE RELEASE
July 5, 2020

CONTACT
State Joint Information Center
603-223-6169
jic@dos.nh.gov

NH DHHS COVID-19 Update – July 5, 2020

Concord, NH – The New Hampshire Department of Health and Human Services (DHHS) has issued the following update on the new coronavirus, COVID-19.

On Sunday, July 5, 2020, DHHS announced a two-day total of 43 new positive test results of COVID-19. The following update includes data from Saturday, July 4 and Sunday, July 5. DHHS did not issue an update on July 4 due to the holiday. There have now been 5,897 cases of COVID-19 diagnosed in New Hampshire. Several cases are still under investigation. Additional information from ongoing investigations will be incorporated into future COVID-19 updates. Of those with complete information, there are seven individuals under the age of 18 and the rest are adults with 53% being female and 47% being male. The new cases reside in Rockingham (5), Hillsborough County other than Manchester and Nashua (4), Belknap (1), Cheshire (1), Grafton (1), Merrimack (1), Strafford (1), and Sullivan (1) counties, and in the cities of Nashua (14) and Manchester (11). The county of residence is being determined for three new cases.

One new hospitalized case was identified for a total of 570 (10%) of 5,897 cases. Twelve of the new cases have no identified risk factors. Community-based transmission continues to occur in the State and has been identified in all counties. Most of the remaining cases have had close contact with a person with a confirmed COVID-19 diagnosis, recently traveled, or are associated with an outbreak setting.

DHHS has also announced five additional deaths related to COVID-19 since Friday. We offer our sympathies to the family and friends.

- 2 female residents of Hillsborough County, 60 years of age and older
- 2 male residents of Rockingham County, 60 years of age and older
- 1 male resident of Belknap County, 60 years of age and older

Current Situation in New Hampshire

New Hampshire 2019 Novel Coronavirus (COVID-19) Summary Report (data updated July 5, 2020, 9:00 AM)

NH Persons with COVID-19 ₁	5,897
Recovered	4,684 (79%)
Deaths Attributed to COVID-19	381 (6%)
Total Current COVID-19 Cases	832
Persons Who Have Been Hospitalized for COVID-19	570 (10%)
Current Hospitalizations	25
Total Persons Tested at Selected Laboratories, Polymerase Chain Reaction (PCR) ₂	125,235

Total Persons Tested at Selected Laboratories, Antibody Laboratory Tests ²	20,395
Persons with Specimens Submitted to NH PHL	32,776
Persons with Test Pending at NH PHL ³	388
Persons Being Monitored in NH (approximate point in time)	3,475

¹Includes specimens positive at any laboratory and those confirmed by CDC confirmatory testing.

²Includes specimens tested at the NH Public Health Laboratories (PHL), LabCorp, Quest, Dartmouth-Hitchcock Medical Center, and those sent to CDC prior to NH PHL testing capacity.

³Includes specimens received and awaiting testing at NH PHL. Does not include tests pending at commercial laboratories.

Number of Tests Conducted by Date of Report to NH DHHS

Polymerase Chain Reaction (PCR) Tests								
Testing Laboratory	6/28	6/29	6/30	7/01	7/02	7/03	7/04	Daily Average
NH Public Health Laboratories	534	292	391	455	558	643	370	463
LabCorp	184	179	562	697	723	253	361	423
Quest Diagnostics	502	301	135	694	479	647	627	484
Mako Medical	157	491	125	790	361	94	1,031	436
Dartmouth-Hitchcock Medical Center	155	68	70	164	58	118	171	115
Other NH Hospital Laboratory	285	332	442	253	147	174	n/a**	272
Other Laboratory*	37	6	24	31	15	19	4	19
Total	1,854	1,669	1,749	3,084	2,341	1,948	2,564	2,173
Antibody Laboratory Tests								
Testing Laboratory	6/28	6/29	6/30	7/01	7/02	7/03	7/04	Daily Average
LabCorp	16	0	2	40	23	31	17	18
Quest Diagnostics	53	226	194	257	211	159	119	174
Dartmouth-Hitchcock Medical Center	5	1	28	42	34	25	6	20
Other Laboratory*	3	8	15	11	10	7	1	8
Total	77	235	239	350	278	222	143	221

* Includes out-of-state public health laboratories, out-of-state hospital laboratories, and other commercial laboratories not already listed in the table.

n/a: not available

** Not available at the time of this report.

Number of Persons Tested by Date of Report to NH DHHS

Polymerase Chain Reaction (PCR) Tests								
Testing Laboratory	6/28	6/29	6/30	7/01	7/02	7/03	7/04	Daily Average
NH Public Health Laboratories	142	42	93	166	127	159	173	129

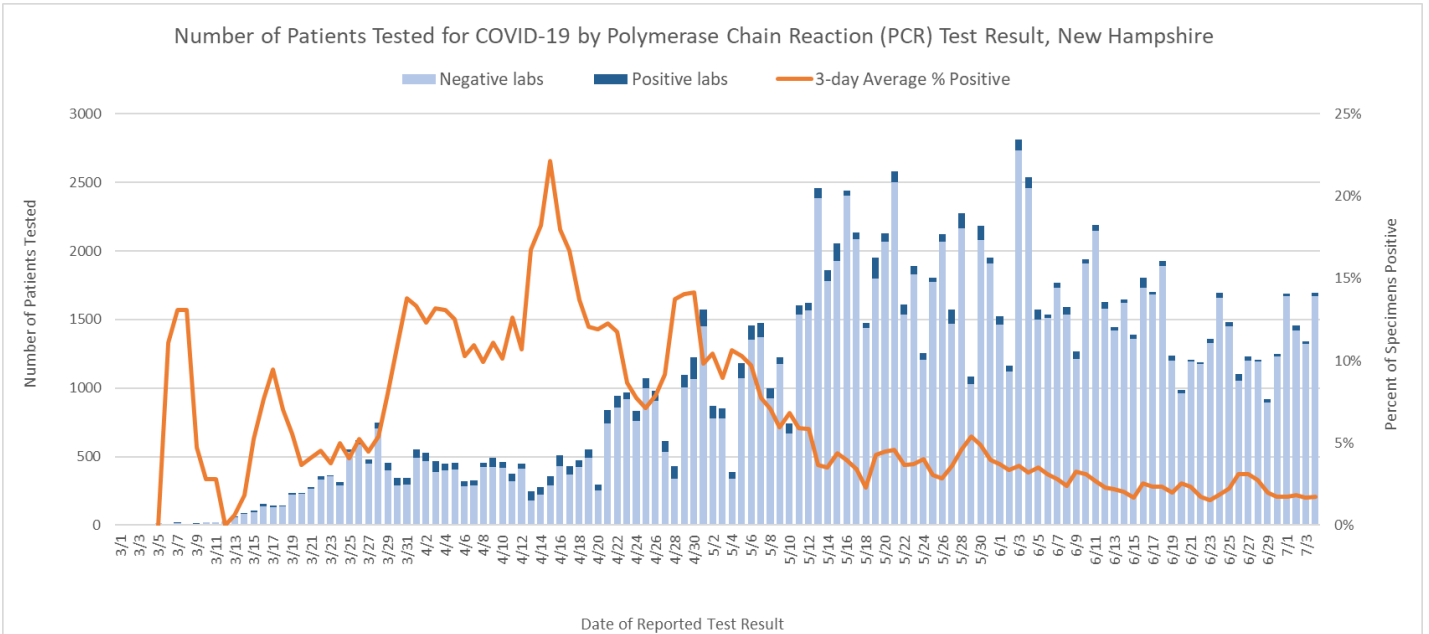
LabCorp	150	165	510	417	637	215	311	344
Quest Diagnostics	430	268	117	593	426	587	584	429
Mako Medical	36	52	2	84	57	82	461	111
Dartmouth-Hitchcock Medical Center	133	56	61	150	49	107	162	103
Other NH Hospital Laboratory	285	332	442	253	147	174	n/a**	272
Other Laboratory*	32	3	23	28	14	14	4	17
Total	1,208	918	1,248	1,691	1,457	1,338	1,695	1,365

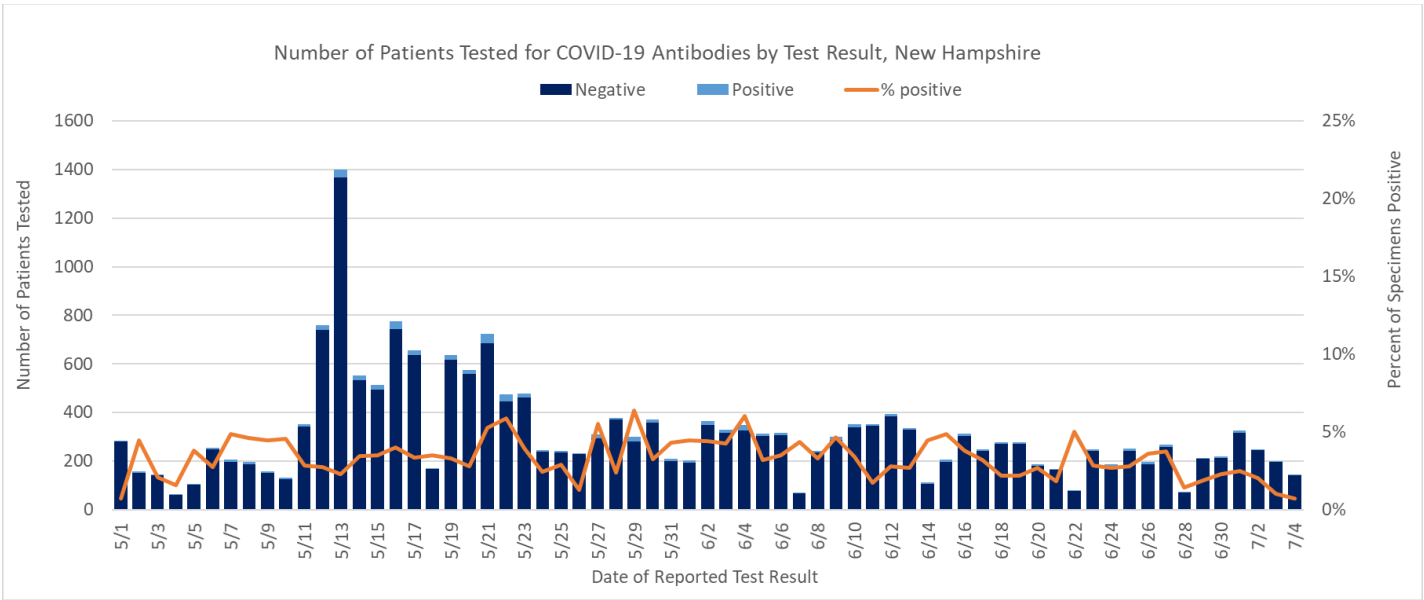
Antibody Laboratory Tests

Testing Laboratory	6/28	6/29	6/30	7/01	7/02	7/03	7/04	Daily Average
LabCorp	15	0	0	35	18	25	17	16
Quest Diagnostics	50	209	186	243	194	147	118	164
Dartmouth-Hitchcock Medical Center	5	1	22	37	29	24	6	18
Other Laboratory*	1	3	11	10	8	1	0	5
Total	71	213	219	325	249	197	141	202

* Includes out-of-state public health laboratories, out-of-state hospital laboratories, and other commercial laboratories not already listed in the table.

** Not available at the time of this report.





[NH DHHS Daily Update on COVID-19 Archive](#)

For more information, please visit the DHHS COVID-19 webpage at <https://www.nh.gov/covid19>.

###