


NH Department of Health and Human Services
129 Pleasant Street - State Office Park South
Concord, NH 03301



PRESS RELEASE
FOR IMMEDIATE RELEASE
July 1, 2020

CONTACT
State Joint Information Center
603-223-6169
jic@dos.nh.gov

NH DHHS COVID-19 Update – July 1, 2020

Concord, NH – The New Hampshire Department of Health and Human Services (DHHS) has issued the following update on the new coronavirus, COVID-19.

On Wednesday, July 1, 2020, DHHS announced 20 new positive test results for COVID-19. There have now been 5,802 cases of COVID-19 diagnosed in New Hampshire. Several cases are still under investigation. Additional information from ongoing investigations will be incorporated into future COVID-19 updates. Of those with complete information, all were adults with 55% being female and 45% being male. The new cases reside in Hillsborough County other than Manchester and Nashua (2), Merrimack (2), Rockingham (2), Cheshire (1), Grafton (1), and Sullivan (1) Counties, and in the cities of Manchester (8) and Nashua (3).

No new hospitalized cases were identified for a total of 565 (10%) of 5,802 cases. Four of the new cases had no identified risk factors. Community-based transmission continues to occur in the State and has been identified in all counties. Most of the remaining cases have had close contact with a person with a confirmed COVID-19 diagnosis, or are associated with an outbreak setting.

DHHS has also announced 2 additional deaths related to COVID-19. We offer our sympathies to the family and friends.

- 2 female residents of Hillsborough County, 60 years of age and older

Current Situation in New Hampshire

New Hampshire 2019 Novel Coronavirus (COVID-19) Summary Report (data updated July 1, 2020, 9:00 AM)

NH Persons with COVID-19 ₁	5,802
Recovered	4,491 (77%)
Deaths Attributed to COVID-19	373 (6%)
Total Current COVID-19 Cases	938
Persons Who Have Been Hospitalized for COVID-19	565 (10%)
Current Hospitalizations	32
Total Persons Tested at Selected Laboratories, Polymerase Chain Reaction (PCR) ₂	120,307
Total Persons Tested at Selected Laboratories, Antibody Laboratory Tests ₂	19,483
Persons with Specimens Submitted to NH PHL	32,004
Persons with Test Pending at NH PHL ₃	361

Includes specimens positive at any laboratory and those confirmed by CDC confirmatory testing.

Includes specimens tested at the NH Public Health Laboratories (PHL), LabCorp, Quest, Dartmouth-Hitchcock Medical Center, and those sent to CDC prior to NH PHL testing capacity.

Includes specimens received and awaiting testing at NH PHL. Does not include tests pending at commercial laboratories.

Number of Tests Conducted by Date of Report to NH DHHS

Polymerase Chain Reaction (PCR) Tests								
Testing Laboratory	6/24	6/25	6/26	6/27	6/28	6/29	6/30	Daily Average
NH Public Health Laboratories	285	280	538	111	534	292	391	347
LabCorp	607	575	386	366	184	179	562	408
Quest Diagnostics	666	210	374	457	502	301	135	378
Mako Medical	359	670	771	566	157	491	125	448
Dartmouth-Hitchcock Medical Center	197	168	71	204	155	68	70	133
Other NH Hospital Laboratory	292	274	35	46	285	332	n/a**	211
Other Laboratory*	43	20	7	17	37	6	24	22
Total	2,449	2,197	2,182	1,767	1,854	1,669	1,307	1,918
Antibody Laboratory Tests								
Testing Laboratory	6/24	6/25	6/26	6/27	6/28	6/29	6/30	Daily Average
LabCorp	24	41	26	37	16	0	2	21
Quest Diagnostics	152	210	155	226	53	226	194	174
Dartmouth-Hitchcock Medical Center	31	19	19	26	5	1	28	18
Other Laboratory*	2	2	12	11	3	8	15	8
Total	209	272	212	300	77	235	239	221

* Includes out-of-state public health laboratories, out-of-state hospital laboratories, and other commercial laboratories not already listed in the table.

n/a: not available

** Not available at the time of this report.

Number of Persons Tested by Date of Report to NH DHHS

Polymerase Chain Reaction (PCR) Tests								
Testing Laboratory	6/24	6/25	6/26	6/27	6/28	6/29	6/30	Daily Average
NH Public Health Laboratories	68	75	168	130	142	42	93	103
LabCorp	511	479	347	322	150	165	510	355
Quest Diagnostics	552	370	316	410	430	268	117	352
Mako Medical	62	115	175	128	36	52	2	81

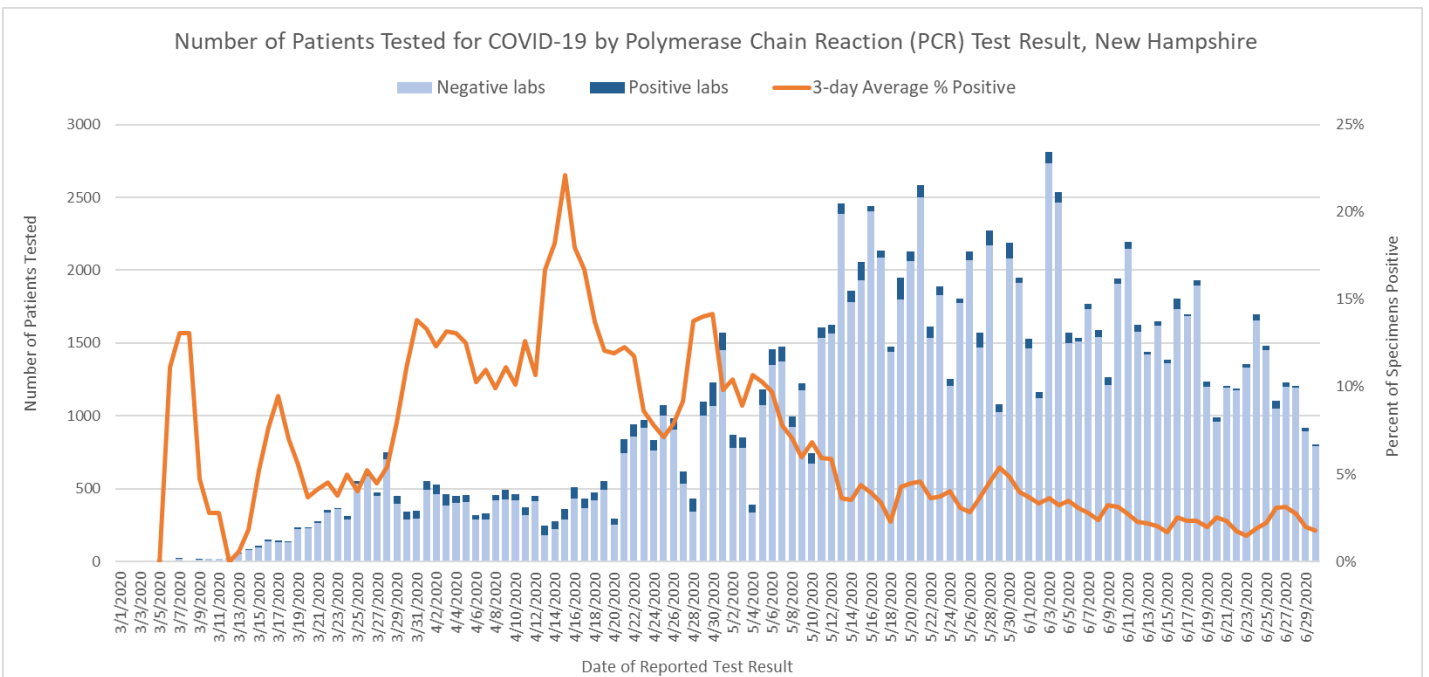
Dartmouth-Hitchcock Medical Center	172	150	55	179	133	56	61	115
Other NH Hospital Laboratory	292	274	35	46	285	332	n/a**	211
Other Laboratory*	39	20	6	16	32	3	23	20
Total	1,696	1,483	1,102	1,231	1,208	918	806	1,206

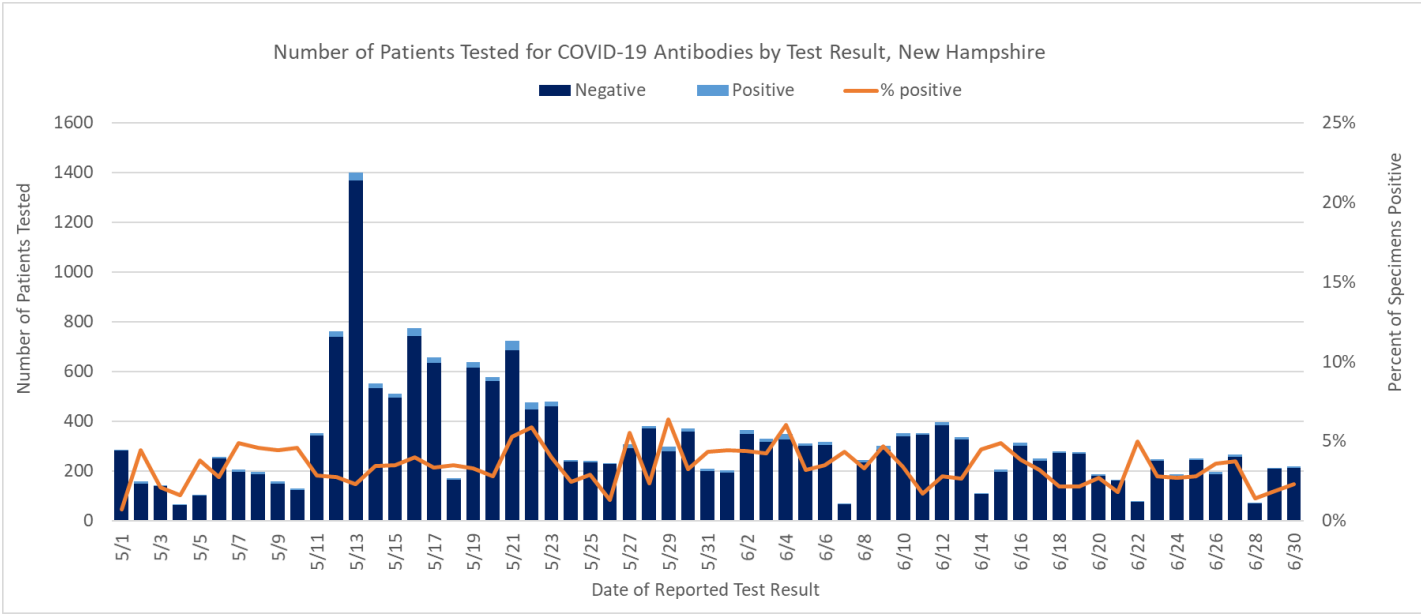
Antibody Laboratory Tests

Testing Laboratory	6/24	6/25	6/26	6/27	6/28	6/29	6/30	Daily Average
LabCorp	20	36	25	31	15	0	0	18
Quest Diagnostics	140	196	145	206	50	209	186	162
Dartmouth-Hitchcock Medical Center	25	16	17	22	5	1	22	15
Other Laboratory*	1	2	8	8	1	3	11	5
Total	186	250	195	267	71	213	219	200

* Includes out-of-state public health laboratories, out-of-state hospital laboratories, and other commercial laboratories not already listed in the table.

** Not available at the time of this report.





[NH DHHS Daily Update on COVID-19 Archive](#)

For more information, please visit the DHHS COVID-19 webpage at <https://www.nh.gov/covid19>.

###