

NH Department of Health and Human Services
129 Pleasant Street - State Office Park South
Concord, NH 03301



PRESS RELEASE
FOR IMMEDIATE RELEASE
May 22, 2020

CONTACT
State Joint Information Center
603-223-6169
jic@dos.nh.gov

NH DHHS COVID-19 Update – May 22, 2020

Concord, NH – The New Hampshire Department of Health and Human Services (DHHS) has issued the following update on the new coronavirus, COVID-19.

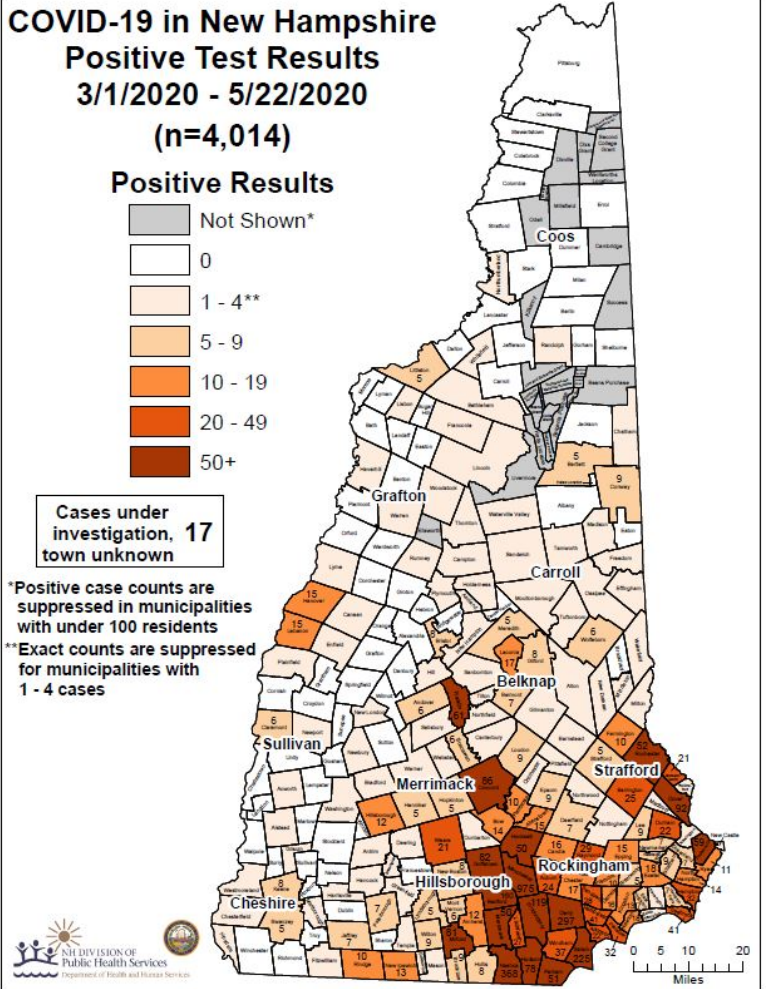
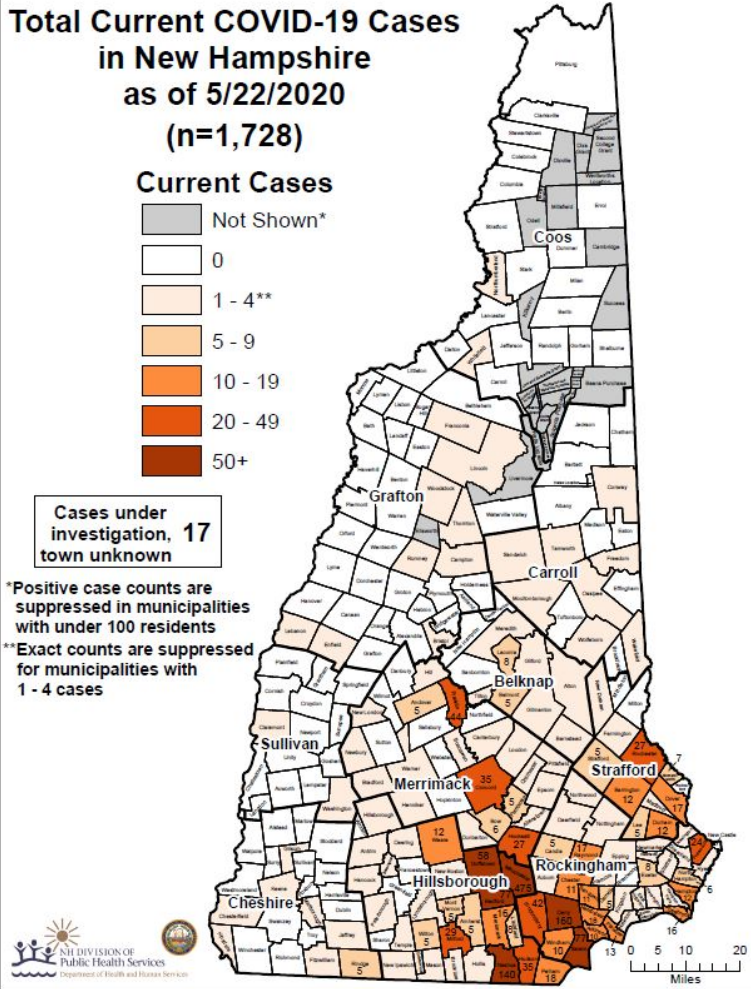
On Friday, May 22, 2020, DHHS announced 81 new positive test results for COVID-19. There have now been 4,014 cases of COVID-19 diagnosed in New Hampshire. Several cases are still under investigation. Additional information from ongoing investigations will be incorporated into future COVID-19 updates. Of those with complete information, there are five individuals under the age of 18 and the rest are adults with 65% being female and 35% being male. The new cases reside in Rockingham (19), Hillsborough County other than Manchester and Nashua (17), Merrimack (8), Strafford (5), Grafton (2), and Cheshire (1) counties, and in the cities of Manchester (21) and Nashua (4). The county of residence is being determined for four new cases.

Fifteen new hospitalized cases were identified for a total of 408 (10%) of 4,014 cases. Seven of the new cases have no identified risk factors. Community-based transmission continues to occur in the State and has been identified in all counties. Most of the remaining cases have either had travel to domestic or international locations or have had close contact with a person with a confirmed COVID-19 diagnosis.

DHHS has also announced five additional deaths related to COVID-19. We offer our sympathies to the family and friends.

- 1 male resident of Hillsborough County, 60 years of age and older
- 2 female residents of Hillsborough County, 60 years of age and older
- 1 male resident of Rockingham County, 60 years of age and older
- 1 male resident of Merrimack County, 60 years of age and older

Current Situation in New Hampshire



New Hampshire 2019 Novel Coronavirus (COVID-19) Summary Report (data updated May 22, 2020, 9:00 AM)

NH Persons with COVID-19 ₁	4,014
Recovered	2,082 (52%)
Deaths Attributed to COVID-19	204 (5%)
Total Current COVID-19 Cases	1,728
Persons Who Have Been Hospitalized for COVID-19	408 (10%)
Current Hospitalizations	88
Total Persons Tested at Selected Laboratories, Polymerase Chain Reaction (PCR) ₂	57,798
Total Persons Tested at Selected Laboratories, Antibody Laboratory Tests ₂	8,578
Persons with Specimens Submitted to NH PHL	19,903
Persons with Test Pending at NH PHL ₃	1,587
Persons Being Monitored in NH (approximate point in time)	4,050

County	Cases
Belknap	54
Carroll	46
Cheshire	51
Coos	4
Grafton	68
Hillsborough - Other	661
Hillsborough - Manchester	975
Hillsborough - Nashua	368
Merrimack	307
Rockingham	1199
Strafford	248
Sullivan	16
County TBD	17
Grand Total	4014

₁Includes specimens positive at any laboratory and those confirmed by CDC confirmatory testing.

₂Includes specimens tested at the NH Public Health Laboratories (PHL), LabCorp, Quest, Dartmouth-Hitchcock Medical Center, and those sent to CDC prior to NH PHL testing capacity.

₃Includes specimens received and awaiting testing at NH PHL. Does not include tests pending at commercial laboratories.

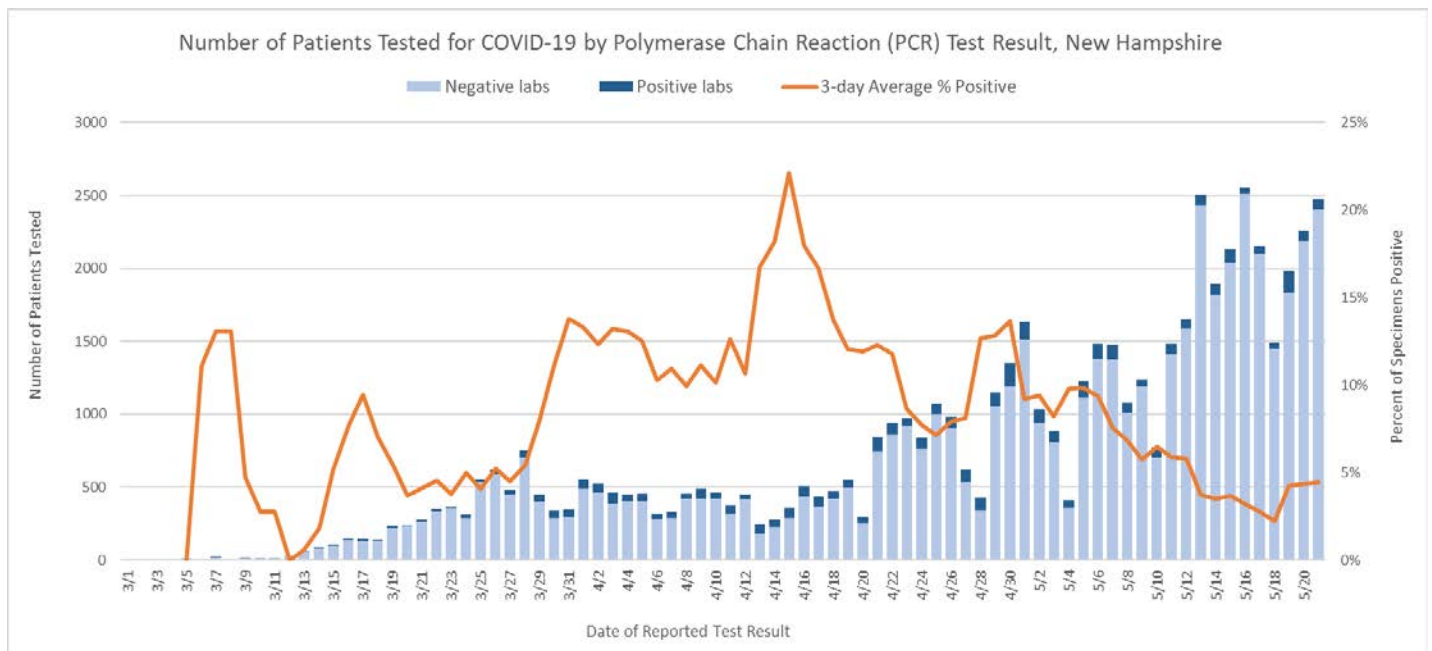
Number of Specimens Tested by Date of Report to NH DHHS

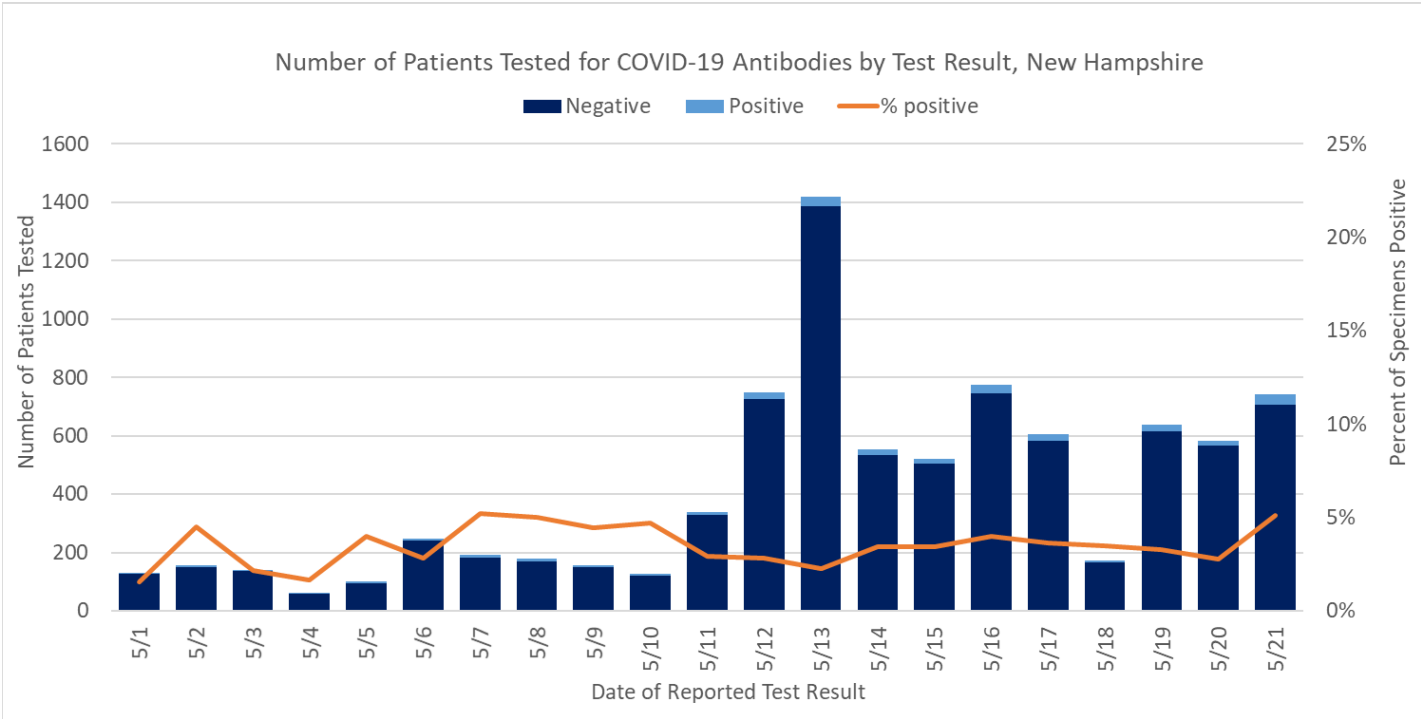
Polymerase Chain Reaction (PCR) Tests								
Testing Laboratory	5/15	5/16	5/17	5/18	5/19	5/20	5/21	Daily Average
NH Public Health Laboratories	551	700	970	328	425	470	738	597
LabCorp	933	588	395	318	507	502	459	529
Quest Diagnostics	304	816	501	574	735	845	1086	694
Dartmouth-Hitchcock Medical Center	185	268	149	56	31	194	154	148
Other NH Hospital Laboratory	134	154	122	198	239	227	n/a**	179
Other Laboratory*	22	27	19	16	41	20	34	26
Total	2129	2553	2156	1490	1978	2258	2471	2148

Antibody Laboratory Tests								
Testing Laboratory	5/15	5/16	5/17	5/18	5/19	5/20	5/21	Daily Average
LabCorp	76	43	39	0	6	35	94	42
Quest Diagnostics	428	712	556	166	628	535	640	524
Other Laboratory*	18	20	11	6	3	11	9	11
Total	522	775	606	172	637	581	743	577

* Includes out-of-state public health laboratories, out-of-state hospital laboratories, and other commercial laboratories not already listed in the table.

** Not available at the time of this report.





[NH DHHS Daily Update on COVID-19 Archive](#)

For more information, please visit the DHHS COVID-19 webpage at <https://www.nh.gov/covid19>.

###