

NH Department of Health and Human Services
129 Pleasant Street - State Office Park South
Concord, NH 03301



PRESS RELEASE
FOR IMMEDIATE RELEASE
May 20, 2020

CONTACT
State Joint Information Center
603-223-6169
jic@dos.nh.gov

NH DHHS COVID-19 Update – May 20, 2020

Concord, NH – The New Hampshire Department of Health and Human Services (DHHS) has issued the following update on the new coronavirus, COVID-19.

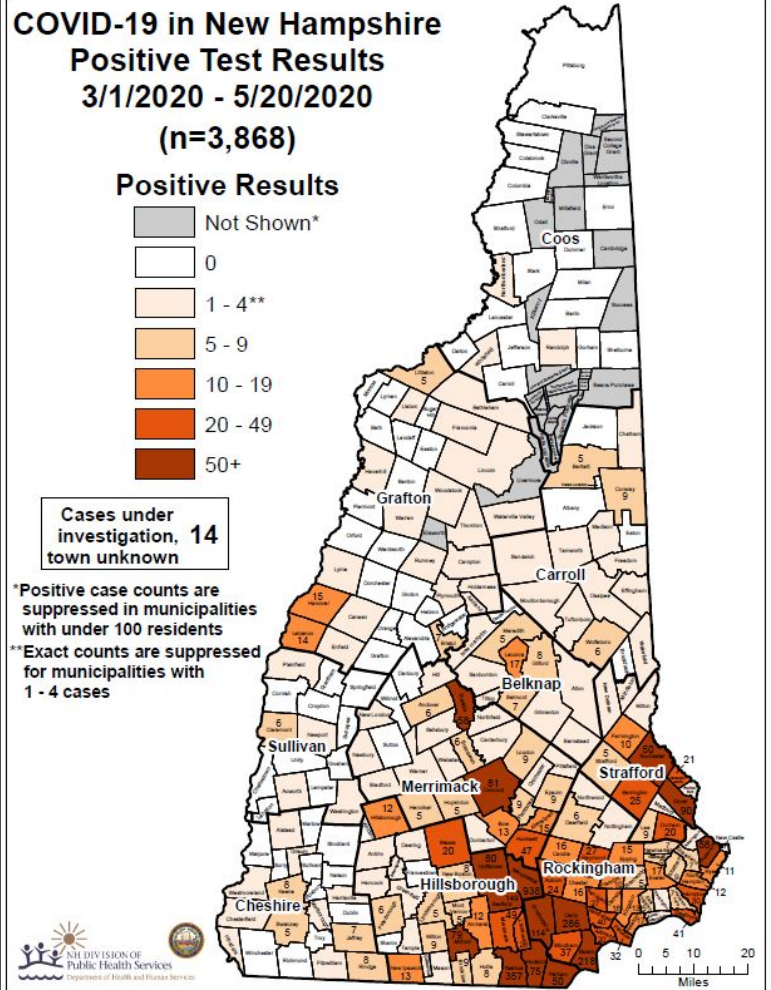
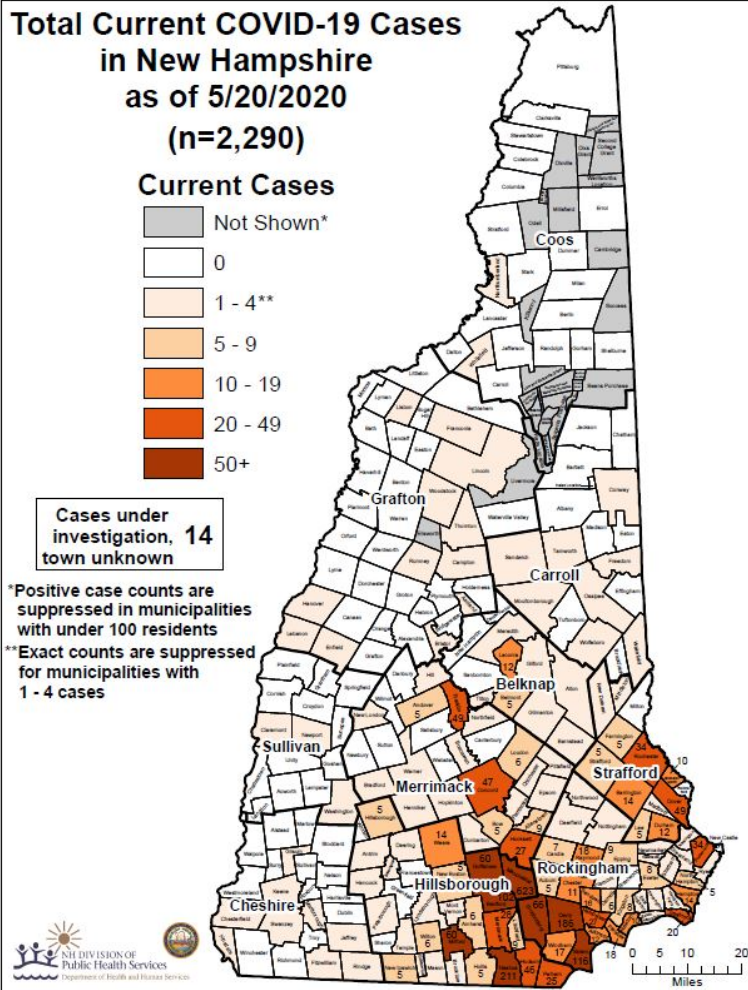
On Wednesday, May 20, 2020, DHHS announced 149 new positive test results for COVID-19. There have now been 3,868 cases of COVID-19 diagnosed in New Hampshire. Several cases are still under investigation. Additional information from ongoing investigations will be incorporated into future COVID-19 updates. Of those with complete information, there are three individuals under the age of 18 and the rest are adults with 64% being female and 36% being male. The new cases reside in Hillsborough County other than Manchester and Nashua (25), Rockingham (21), Merrimack (8), Strafford (2), Belknap (1), and Grafton (1) counties and in the cities of Manchester (70) and Nashua (18). The county of residence is being determined for three new cases.

Two new hospitalized cases were identified for a total of 385 (10%) of 3,868 cases. Three of the new cases have no identified risk factors. Community-based transmission continues to occur in the State and has been identified in all counties. Most of the remaining cases have either had travel to domestic or international locations or have had close contact with a person with a confirmed COVID-19 diagnosis.

DHHS has also announced eight additional deaths related to COVID-19. We offer our sympathies to the family and friends.

- 3 male residents of Hillsborough County, 60 years of age and older
- 2 female residents of Hillsborough County, 60 years of age and older
- 1 male resident of Rockingham County, 60 years of age and older
- 1 female resident of Rockingham County, 60 years of age and older
- 1 male resident of Strafford County, 60 years of age and older

Current Situation in New Hampshire



New Hampshire 2019 Novel Coronavirus (COVID-19) Summary Report (data updated May 20, 2020, 9:00 AM)

NH Persons with COVID-19 ₁	3,868
Recovered	1,388 (36%)
Deaths Attributed to COVID-19	190 (5%)
Total Current COVID-19 Cases	2,290
Persons Who Have Been Hospitalized for COVID-19	385 (10%)
Current Hospitalizations	103
Total Persons Tested at Selected Laboratories, Polymerase Chain Reaction (PCR) ₂	52,830
Total Persons Tested at Selected Laboratories, Antibody Laboratory Tests ₂	7,254
Persons with Specimens Submitted to NH PHL	18,490
Persons with Test Pending at NH PHL ₃	1,434
Persons Being Monitored in NH (approximate point in time)	3,875

County	Cases
Belknap	54
Carroll	44
Cheshire	49
Coos	4
Grafton	64
Hillsborough - Other	637
Hillsborough - Manchester	938
Hillsborough - Nashua	357
Merrimack	290
Rockingham	1159
Strafford	242
Sullivan	16
County TBD	14
Grand Total	3868

₁Includes specimens positive at any laboratory and those confirmed by CDC confirmatory testing.

₂Includes specimens tested at the NH Public Health Laboratories (PHL), LabCorp, Quest, Dartmouth-Hitchcock Medical Center, and those sent to CDC prior to NH PHL testing capacity.

₃Includes specimens received and awaiting testing at NH PHL. Does not include tests pending at commercial laboratories.

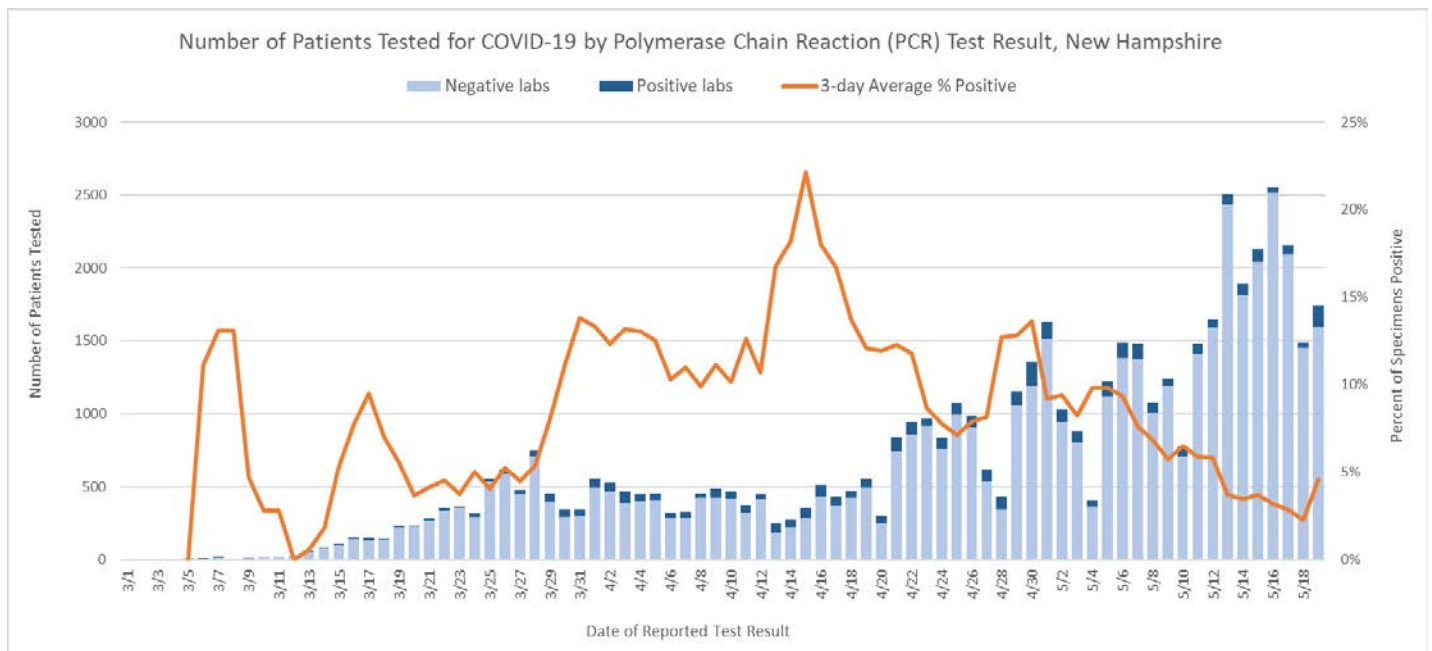
Number of Specimens Tested by Date of Report to NH DHHS

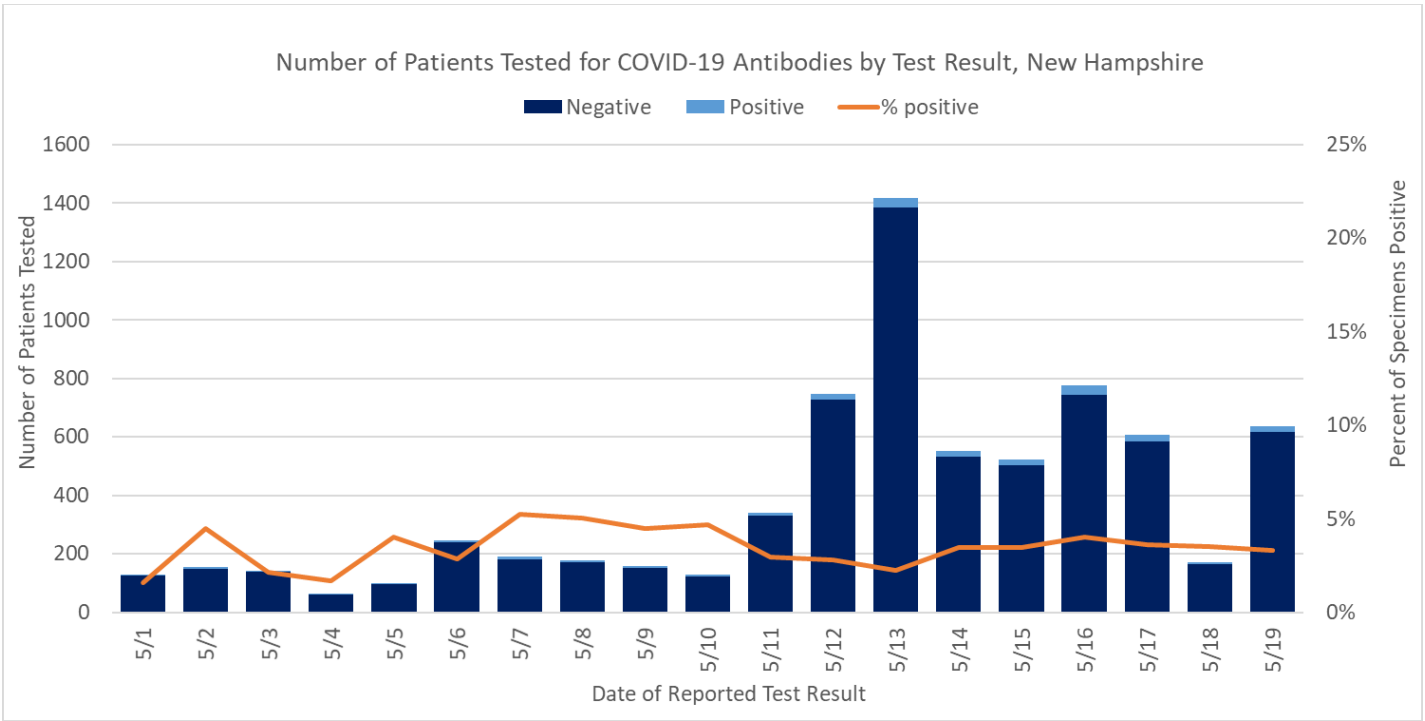
Polymerase Chain Reaction (PCR) Tests								
Testing Laboratory	5/13	5/14	5/15	5/16	5/17	5/18	5/19	Daily Average
NH Public Health Laboratories	443	344	537	697	970	328	425	535
LabCorp	536	406	933	588	395	318	507	526
Quest Diagnostics	1240	674	304	816	501	574	735	692
Dartmouth-Hitchcock Medical Center	96	326	185	268	149	56	31	159
Other NH Hospital Laboratory	156	105	134	154	122	198	n/a**	145
Other Laboratory*	35	37	22	27	19	16	41	28
Total	2506	1892	2115	2550	2156	1490	1739	2064

Antibody Laboratory Tests								
Testing Laboratory	5/13	5/14	5/15	5/16	5/17	5/18	5/19	Daily Average
LabCorp	62	59	76	43	39	0	6	41
Quest Diagnostics	1348	488	428	712	556	166	628	618
Other Laboratory*	7	5	18	20	11	6	3	10
Total	1417	552	522	775	606	172	637	669

* Includes out-of-state public health laboratories, out-of-state hospital laboratories, and other commercial laboratories not already listed in the table.

** Not available at the time of this report.





[NH DHHS Daily Update on COVID-19 Archive](#)

For more information, please visit the DHHS COVID-19 webpage at <https://www.nh.gov/covid19>.

###