

NH Department of Health and Human Services
129 Pleasant Street - State Office Park South
Concord, NH 03301



PRESS RELEASE
FOR IMMEDIATE RELEASE
May 19, 2020

CONTACT
State Joint Information Center
603-223-6169
jic@dos.nh.gov

NH DHHS COVID-19 Update – May 19, 2020

Concord, NH – The New Hampshire Department of Health and Human Services (DHHS) has issued the following update on the new coronavirus, COVID-19.

On Tuesday, May 19, 2020, DHHS announced 69 new positive test results for COVID-19. There have now been 3,721 cases of COVID-19 diagnosed in New Hampshire. Additional information from ongoing investigations will be incorporated into future COVID-19 updates. Of those with complete information, there are two individuals under the age of 18 and the rest are adults with 64% being female and 35% being male. The new cases reside in Rockingham (20), Hillsborough County other than Manchester and Nashua (10), Strafford (4), and Grafton (1) counties, and in the cities of Manchester (24) and Nashua (8). The county of residence is being determined for two new cases.

Fifteen new hospitalized cases were identified for a total of 383 (10%) of 3,721 cases. Six of the new cases have no identified risk factors. Community-based transmission continues to occur in the State and has been identified in all counties. Most of the remaining cases have either had travel to domestic or international locations or have had close contact with a person with a confirmed COVID-19 diagnosis.

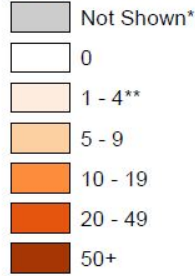
DHHS has also announced ten additional deaths related to COVID-19. We offer our sympathies to the family and friends.

- 5 male residents of Hillsborough County, 60 years of age and older
- 2 female residents of Hillsborough County, 60 years of age and older
- 3 male residents of Rockingham County, 60 years of age and older

Current Situation in New Hampshire

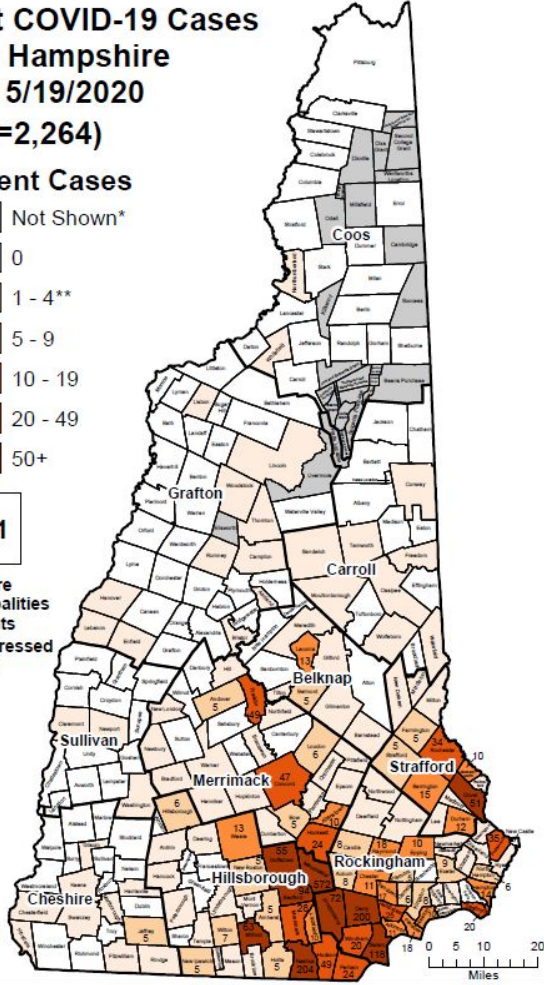
**Total Current COVID-19 Cases
in New Hampshire
as of 5/19/2020
(n=2,264)**

Current Cases



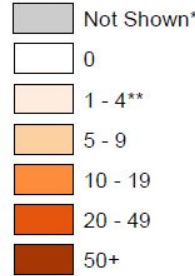
Cases under investigation, 11 town unknown

*Positive case counts are suppressed in municipalities with under 100 residents
**Exact counts are suppressed for municipalities with 1 - 4 cases



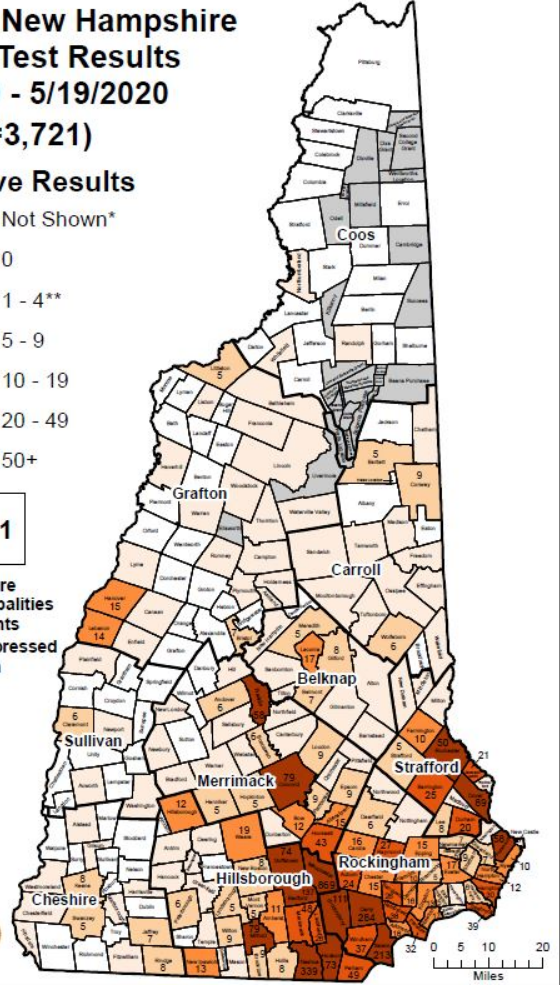
**COVID-19 in New Hampshire
Positive Test Results
3/1/2020 - 5/19/2020
(n=3,721)**

Positive Results



Cases under investigation, 11 town unknown

*Positive case counts are suppressed in municipalities with under 100 residents
**Exact counts are suppressed for municipalities with 1 - 4 cases



**New Hampshire 2019 Novel Coronavirus (COVID-19) Summary Report
(data updated May 19, 2020, 9:00 AM)**

NH Persons with COVID-19 ₁	3,721
Recovered	1,275 (34%)
Deaths Attributed to COVID-19	182 (5%)
Total Current COVID-19 Cases	2,264
Persons Who Have Been Hospitalized for COVID-19	383 (10%)
Current Hospitalizations	105
Total Persons Tested at Selected Laboratories, Polymerase Chain Reaction (PCR) ₂	50,888
Total Persons Tested at Selected Laboratories, Antibody Laboratory Tests ₂	6,617
Persons with Specimens Submitted to NH PHL	17,583
Persons with Test Pending at NH PHL ₃	861
Persons Being Monitored in NH (approximate point in time)	3,775

County	Cases
Belknap	53
Carroll	44
Cheshire	49
Coos	4
Grafton	63
Hillsborough - Other	612
Hillsborough - Manchester	869
Hillsborough - Nashua	339
Merrimack	283
Rockingham	1138
Strafford	240
Sullivan	16
County TBD	11
Grand Total	3721

₁Includes specimens positive at any laboratory and those confirmed by CDC confirmatory testing.

₂Includes specimens tested at the NH Public Health Laboratories (PHL), LabCorp, Quest, Dartmouth-Hitchcock Medical Center, and those sent to CDC prior to NH PHL testing capacity.

₃Includes specimens received and awaiting testing at NH PHL. Does not include tests pending at commercial laboratories.

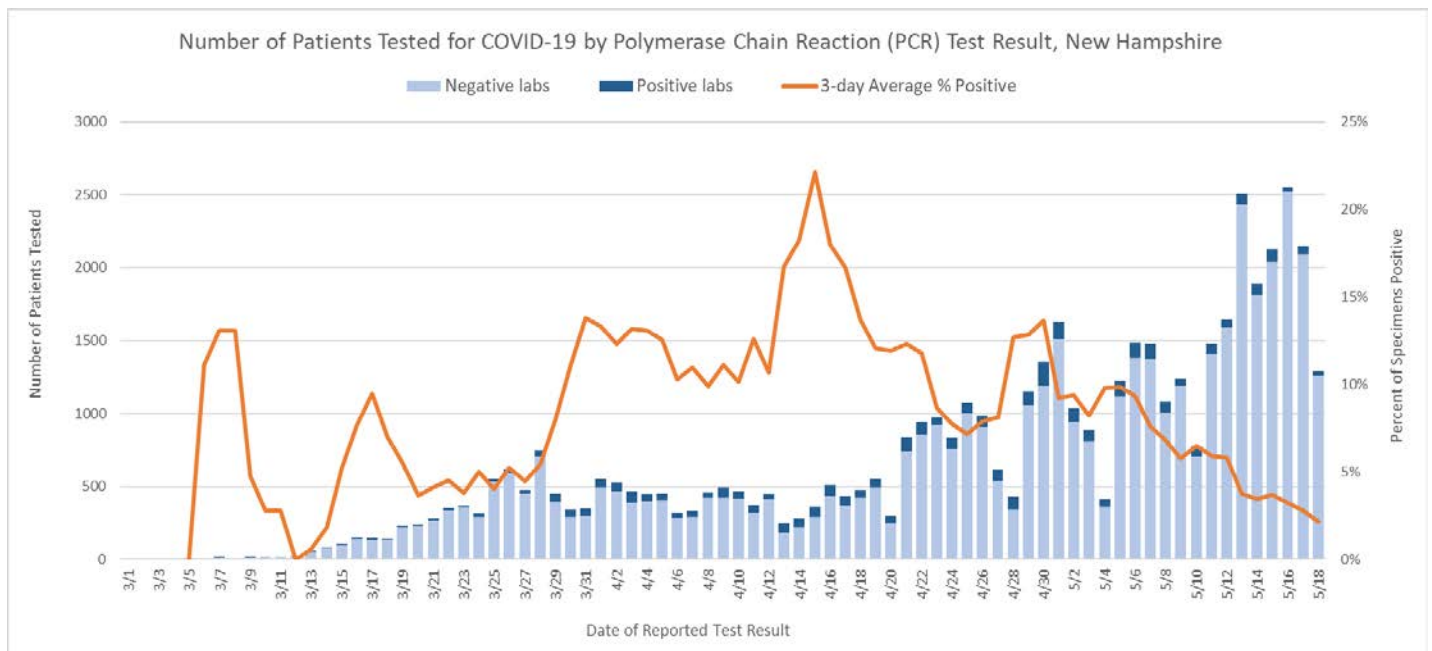
Number of Specimens Tested by Date of Report to NH DHHS

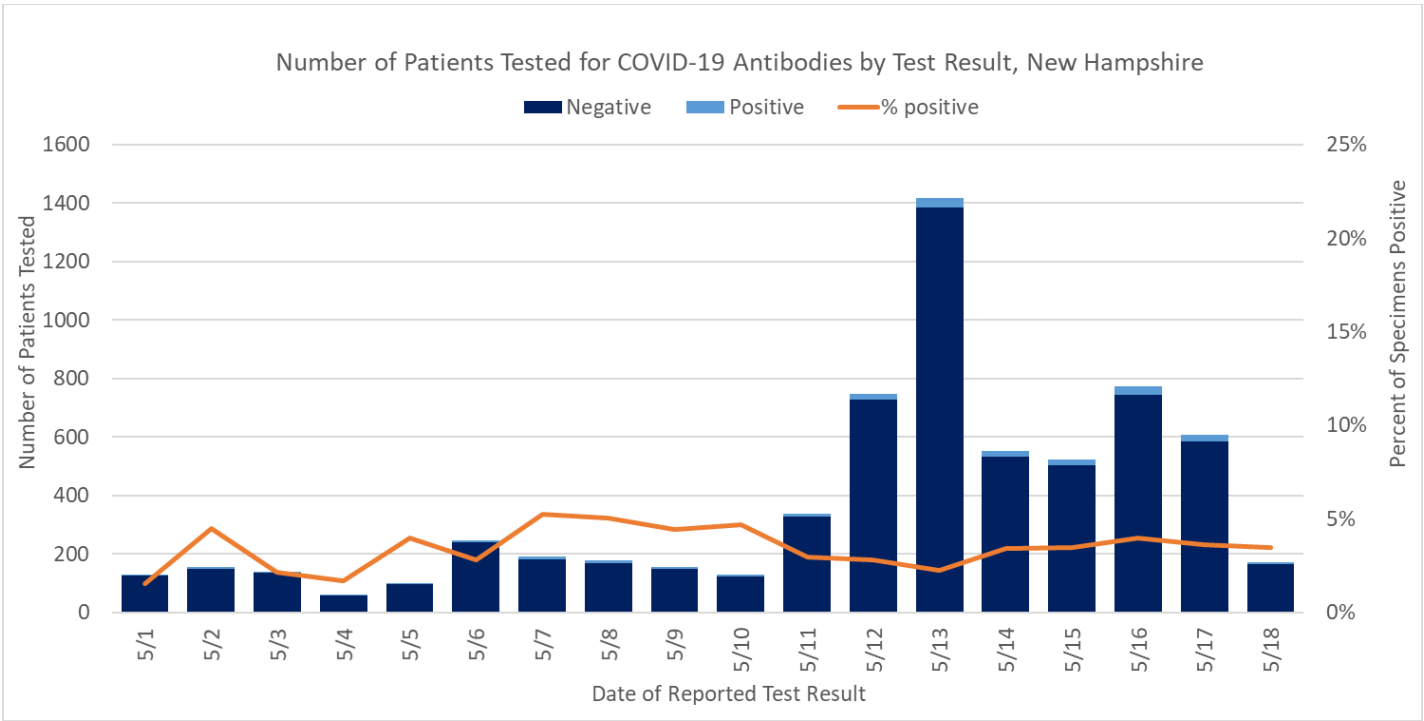
Polymerase Chain Reaction (PCR) Tests								
Testing Laboratory	5/12	5/13	5/14	5/15	5/16	5/17	5/18	Daily Average
NH Public Health Laboratories	308	443	344	537	697	970	328	518
LabCorp	131	536	406	933	588	395	318	472
Quest Diagnostics	903	1240	674	304	816	501	574	716
Dartmouth-Hitchcock Medical Center	97	96	326	185	268	149	56	168
Other NH Hospital Laboratory	177	156	105	134	154	122	n/a**	141
Other Laboratory*	34	35	37	22	27	19	16	27
Total	1650	2506	1892	2115	2550	2156	1292	2023

Antibody Laboratory Tests								
Testing Laboratory	5/12	5/13	5/14	5/15	5/16	5/17	5/18	Daily Average
LabCorp	3	62	59	76	43	39	0	40
Quest Diagnostics	728	1348	488	428	712	556	166	632
Other Laboratory*	17	7	5	18	20	11	6	12
Total	748	1417	552	522	775	606	172	685

* Includes out-of-state public health laboratories, out-of-state hospital laboratories, and other commercial laboratories not already listed in the table.

** Not available at the time of this report.





[NH DHHS Daily Update on COVID-19 Archive](#)

For more information, please visit the DHHS COVID-19 webpage at <https://www.nh.gov/covid19>.

###