

NH Department of Health and Human Services
129 Pleasant Street - State Office Park South
Concord, NH 03301



PRESS RELEASE
FOR IMMEDIATE RELEASE
May 8, 2020

CONTACT
State Joint Information Center
603-223-6169
jic@dos.nh.gov

NH DHHS COVID-19 Update – May 8, 2020

Concord, NH – The New Hampshire Department of Health and Human Services (DHHS) has issued the following update on the new coronavirus, COVID-19.

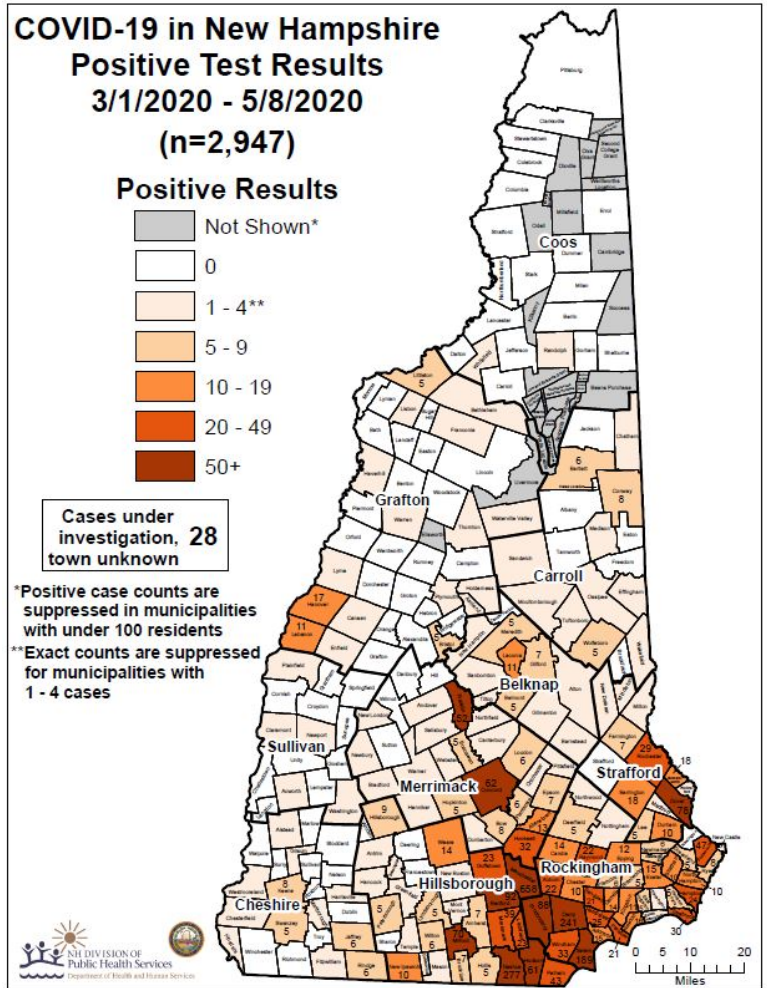
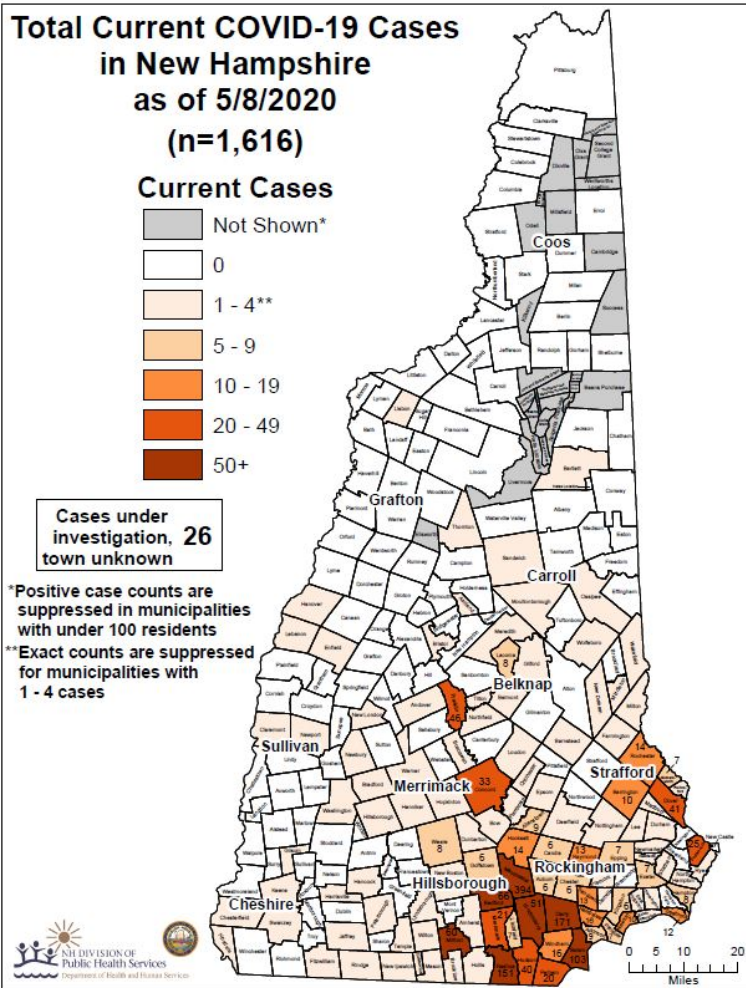
On Friday, May 8, 2020, DHHS announced 104 new positive test results for COVID-19. There have now been 2,947 cases of COVID-19 diagnosed in New Hampshire. Several cases are still under investigation. Additional information from ongoing investigations will be incorporated into future COVID-19 updates. Of those with complete information, there are six individuals under the age of 18 and the rest are adults with 52% being female and 48% being male. The new cases reside in Hillsborough County other than Manchester and Nashua (19), Rockingham (16), Merrimack (7), Strafford (3), Cheshire (2), Carroll (1), and Grafton (1) counties, and in the cities of Manchester (29) and Nashua (19). The county of residence is being determined for seven new cases.

One new hospitalized case was identified for a total of 309 (10%) of 2,947 cases. Eight of the new cases have no identified risk factors. Community-based transmission continues to occur in the State and has been identified in all counties. Most of the remaining cases have either had travel to domestic or international locations or have had close contact with a person with a confirmed COVID-19 diagnosis.

DHHS has also announced 7 additional deaths related to COVID-19. We offer our sympathies to the family and friends.

- 1 female and 2 male residents of Hillsborough County, 60 years of age and older
- 1 male resident of Merrimack County, 60 years of age and older
- 1 female and 2 male residents of Rockingham County, 60 years of age and older

Current Situation in New Hampshire



New Hampshire 2019 Novel Coronavirus (COVID-19) Summary Report (data updated May 8, 2020, 9:00 AM)

| | |
|---|-------------|
| NH Persons with COVID-19: | 2,947 |
| Recovered | 1,210 (41%) |
| Deaths Attributed to COVID-19 | 121 (4%) |
| Total Current COVID-19 Cases | 1,616 |
| Persons Who Have Been Hospitalized for COVID-19 | 309 (10%) |
| Current Hospitalizations: | 112 |
| Persons Tested Negative at Selected Laboratories: | 29,351 |
| Persons with Specimens Submitted to NH PHL | 12,037 |
| Persons with Test Pending at NH PHL: | 304 |
| Persons Being Monitored in NH (approximate point in time) | 3,075 |

| County | Cases |
|---------------------------|-------------|
| Belknap | 42 |
| Carroll | 36 |
| Cheshire | 43 |
| Coos | 2 |
| Grafton | 56 |
| Hillsborough - Other | 440 |
| Hillsborough - Manchester | 659 |
| Hillsborough - Nashua | 276 |
| Merrimack | 227 |
| Rockingham | 949 |
| Strafford | 175 |
| Sullivan | 14 |
| County TBD | 28 |
| Grand Total | 2947 |

·Includes specimens presumptive-positive at any laboratory and those confirmed by CDC confirmatory testing.

·Number of patients currently hospitalized with COVID-19 as reported by hospitals.

·Includes specimens tested at the NH Public Health Laboratories (PHL), LabCorp, Quest, Dartmouth-Hitchcock Medical Center, and those sent to CDC prior to NH PHL testing capacity.

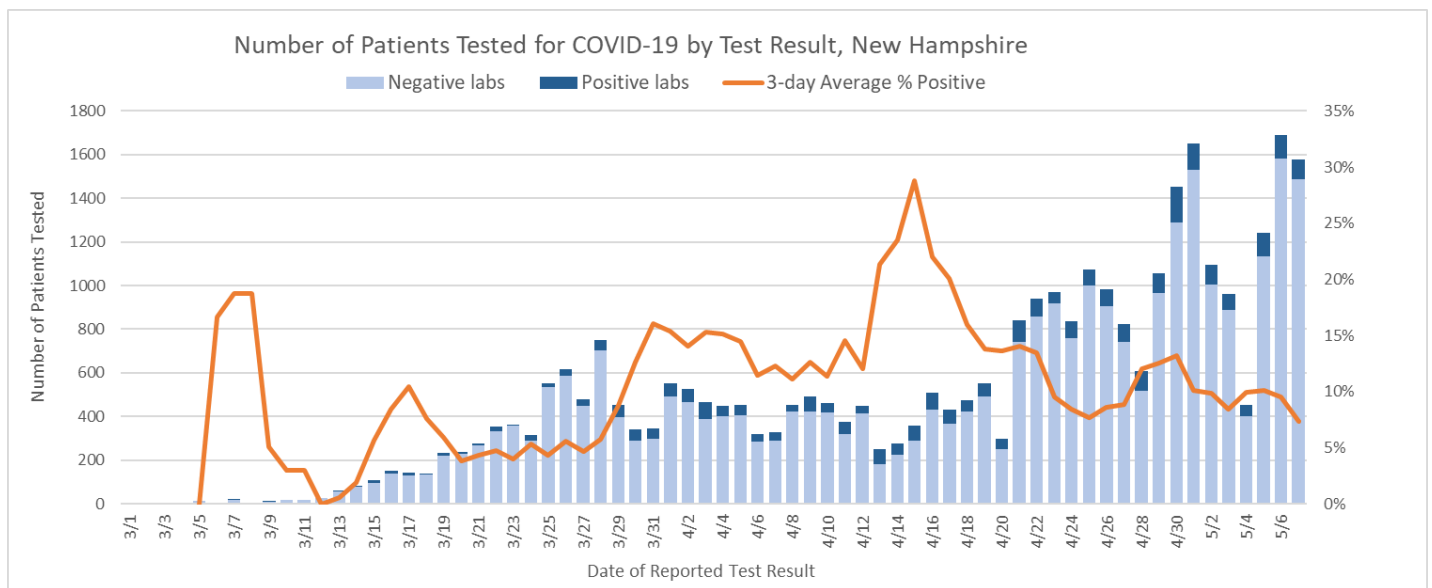
·Includes specimens received and awaiting testing at NH PHL. Does not include tests pending at commercial laboratories.

Number of Specimens Tested by Date of Report to NH DHHS

| Testing Laboratory | 5/1 | 5/2 | 5/3 | 5/4 | 5/5 | 5/6 | 5/7 | Daily Average |
|------------------------------------|-------------|-------------|------------|------------|-------------|-------------|-------------|---------------|
| NH Public Health Laboratories | 319 | 281 | 276 | 105 | 279 | 419 | 471 | 307 |
| LabCorp | 803 | 417 | 270 | 59 | 558 | 423 | 466 | 428 |
| Quest Diagnostics | 231 | 214 | 211 | 99 | 228 | 567 | 452 | 286 |
| Dartmouth-Hitchcock Medical Center | 127 | 43 | 123 | 25 | 22 | 142 | 144 | 89 |
| Other NH Hospital Laboratory | 129 | 126 | 56 | 132 | 122 | 111 | n/a** | 113 |
| Other Laboratory* | 42 | 13 | 26 | 32 | 31 | 26 | 43 | 30 |
| Total | 1651 | 1094 | 962 | 452 | 1240 | 1688 | 1576 | 1238 |

* Includes out-of-state public health laboratories, out-of-state hospital laboratories, and other commercial laboratories not already listed in the table.

** Not available at the time of this report.



[NH DHHS Daily Update on COVID-19 Archive](#)

For more information, please visit the DHHS COVID-19 webpage at <https://www.nh.gov/covid19>.

###