

NH Department of Health and Human Services
129 Pleasant Street - State Office Park South
Concord, NH 03301



PRESS RELEASE
FOR IMMEDIATE RELEASE
May 2, 2020

CONTACT
State Joint Information Center
603-223-6169
jic@dos.nh.gov

NH DHHS COVID-19 Update – May 2, 2020 – Corrected Summary Report

Concord, NH – The New Hampshire Department of Health and Human Services (DHHS) has issued the following update on the new coronavirus, COVID-19.

On Saturday, May 2, 2020, DHHS announced 121 new positive test results for COVID-19. There have now been 2,429 cases of COVID-19 diagnosed in New Hampshire. Several cases are still under investigation. Additional information from ongoing investigations will be incorporated into future COVID-19 updates. Of those with complete information, there are four individuals under the age of 18 and the rest are adults with 60% being female and 40% being male. The new cases reside in Rockingham (50), Hillsborough County other than Manchester and Nashua (11), Merrimack (6), Strafford (4), Grafton (2), and Belknap (1) counties, and in the cities of Manchester (27) and Nashua (9). The county of residence is being determined for eleven new cases.

DHHS also announced that more than 1,500 individuals were tested for COVID-19 on Friday, May 1, the State's highest one-day total.

Seven new hospitalized cases were identified for a total of 277 (11%) of 2,429 cases. Ten of the new cases have no identified risk factors. Community-based transmission continues to increase in the State and has been identified in all counties with cases. Most of the remaining cases have either had travel to domestic or international locations or have had close contact with a person with a confirmed COVID-19 diagnosis.

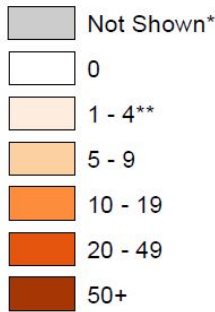
DHHS has also announced 3 additional deaths related to COVID-19. We offer our sympathies to the family and friends.

- One female resident of Hillsborough County, who was 60 years of age or older
- One male resident of Rockingham County, who was 60 years of age or older
- One female resident of Rockingham County, who was 60 years of age or older

Current Situation in New Hampshire

COVID-19 in New Hampshire Positive Test Results 3/1/2020 - 5/2/2020 (n=2,429)

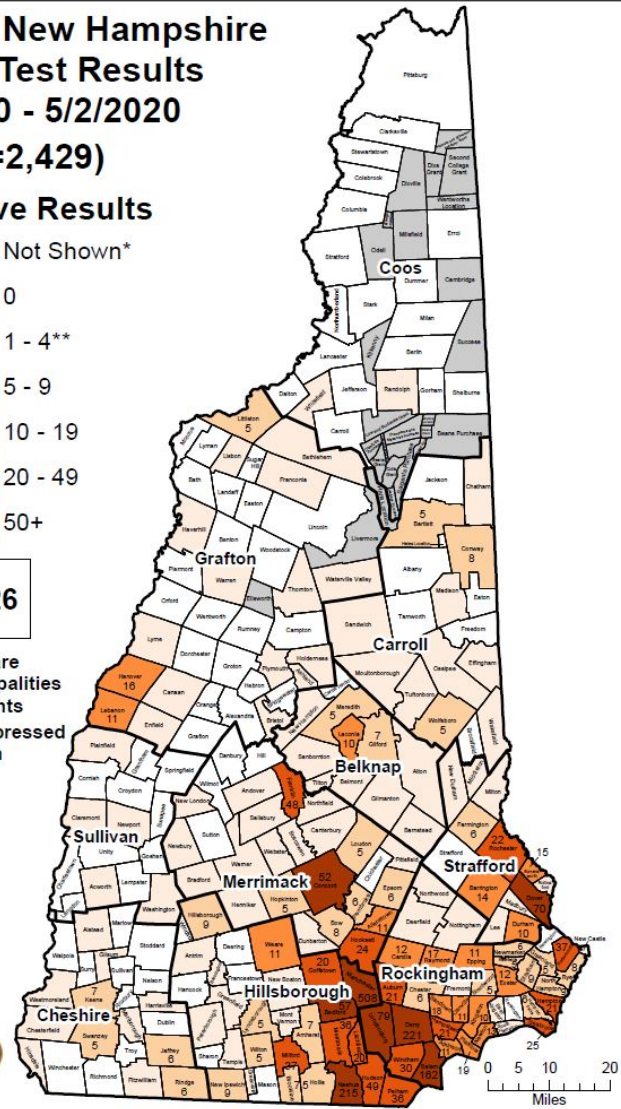
Positive Results



Cases under investigation, 26 town unknown

*Positive case counts are suppressed in municipalities with under 100 residents

**Exact counts are suppressed for municipalities with 1 - 4 cases



County	Cases
Belknap	38
Carroll	32
Cheshire	40
Coos	2
Grafton	53
Hillsborough - Other	335
Hillsborough - Manchester	508
Hillsborough - Nashua	215
Merrimack	191
Rockingham	828
Strafford	149
Sullivan	12
County TBD	26
Grand Total	2429

New Hampshire 2019 Novel Coronavirus (COVID-19) Summary Report (data updated May 2, 2020, 9:00 AM)

NH Persons with COVID-19:	2,429
Recovered	1,107 (46%)
Deaths Attributed to COVID-19	84 (3%)
Total Current COVID-19 Cases	1,238
Persons Who Have Been Hospitalized for COVID-19	277 (11%)
Current Hospitalizations:	103
Persons Tested Negative at Selected Laboratories:	25,964
Persons with Specimens Submitted to NH PHL	10,097
Persons with Test Pending at NH PHL:	220
Persons Being Monitored in NH (approximate point in time)	2,800

Includes specimens presumptive-positive at any laboratory and those confirmed by CDC confirmatory testing.

Number of patients currently hospitalized with COVID-19 as reported by hospitals.

Includes specimens tested at the NH Public Health Laboratories (PHL), LabCorp, Quest, Dartmouth-Hitchcock Medical Center, and those sent to CDC prior to NH PHL testing capacity.

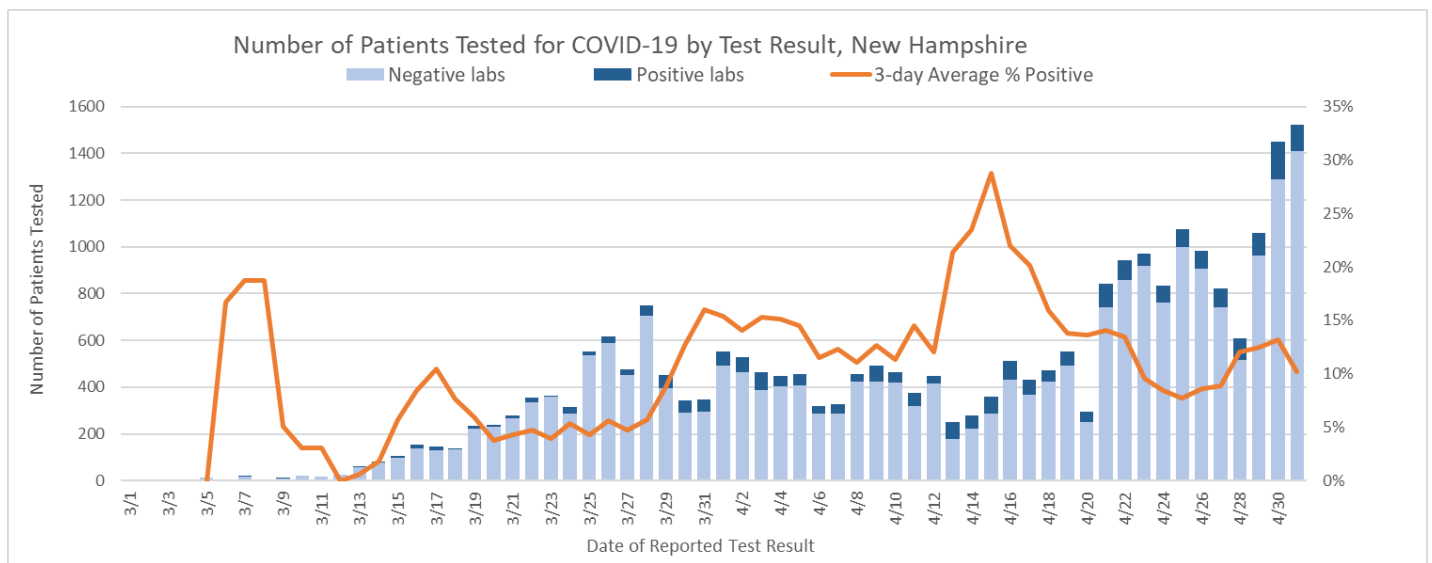
Includes specimens received and awaiting testing at NH PHL. Does not include tests pending at commercial laboratories.

Number of Specimens Tested by Date of Report to NH DHHS

Testing Laboratory	4/25	4/26	4/27	4/28	4/29	4/30	5/1	Daily Average
NH Public Health Laboratories	381	388	449	279	304	401	319	360
LabCorp	415	297	114	29	285	516	803	351
Quest Diagnostics	147	187	113	97	182	216	231	168
Dartmouth-Hitchcock Medical Center	95	36	17	48	90	125	127	77
Other NH Hospital Laboratory	5	36	78	135	118	166	n/a**	82
Other Laboratory*	31	38	51	19	40	27	42	35
Total	1074	946	882	607	1019	1451	1522	1074

* Includes out-of-state public health laboratories, out-of-state hospital laboratories, and other commercial laboratories not already listed in the table.

** Not available at the time of this report.



[NH DHHS Daily Update on COVID-19 Archive](#)

For more information, please visit the DHHS COVID-19 webpage at <https://www.nh.gov/covid19>.

###