


NH Department of Health and Human Services
129 Pleasant Street - State Office Park South
Concord, NH 03301



PRESS RELEASE
FOR IMMEDIATE RELEASE
January 6, 2021

CONTACT
State Joint Information Center
603-223-6169
jic@dos.nh.gov

NH DHHS COVID-19 Update – January 6, 2021

Concord, NH – The New Hampshire Department of Health and Human Services (DHHS) has issued the following update on the new coronavirus, COVID-19.

On Wednesday, January 6, 2021, DHHS announced 912 new positive test results for COVID-19, for a current PCR test positivity rate of 5.8%. Today's results include 542 people who tested positive by PCR test and 370 who tested positive by antigen test. There are now 6,785 current COVID-19 cases diagnosed in New Hampshire. Of the results reported today:

- **12/30:** 65 new cases today, for an updated total of **1,039** cases
- **12/31:** 43 new cases today, for an updated total of **869** cases
- **1/2:** 1 new case today, for an updated total of **579** cases
- **1/4:** 361 new cases today, for an updated total of **701** cases
- **1/5:** **442** new cases

Test results for previous days are still being processed and the total number of new positives for those days are not yet complete. Updated case counts for prior days will be reflected on the [COVID-19 interactive dashboard](#).

Several cases are still under investigation. Additional information from ongoing investigations will be incorporated into future COVID-19 updates. Of those with complete information, there are one hundred and thirty-four individuals under the age of 18 and the rest are adults with 50% being female and 50% being male. The new cases reside in Rockingham (218), Hillsborough County other than Manchester and Nashua (156), Strafford (76), Merrimack (68), Belknap (39), Grafton (37), Coos (33), Sullivan (27), Cheshire (19), and Carroll (10) counties, and in the cities of Manchester (116) and Nashua (62). The county of residence is being determined for fifty-one new cases.

Community-based transmission continues to occur in the State and has been identified in all counties. Of those with complete risk information, most of the cases are either associated with an outbreak setting or have had close contact with a person with a confirmed COVID-19 diagnosis.

DHHS has also announced twenty-four additional deaths related to COVID-19. We offer our sympathies to the family and friends.

- 1 male resident of Belknap County, 60 years of age and older
- 3 male residents of Hillsborough County, 60 years of age and older
- 8 female residents of Hillsborough County, 60 years of age and older
- 1 male resident of Merrimack County, 60 years of age and older
- 3 female residents of Merrimack County, 60 years of age and older
- 3 male residents of Rockingham County, 60 years of age and older

- 2 female residents of Rockingham County, 60 years of age and older
- 1 male resident of Strafford County, younger than 60 years of age
- 1 male resident of Strafford County, 60 years of age and older
- 1 female resident of Strafford County, 60 years of age and older

There are currently 301 individuals hospitalized with COVID-19. Since the start of the pandemic, there have been a total of 48,838 cases of COVID-19 diagnosed in New Hampshire.

Current Situation in New Hampshire

New Hampshire 2019 Novel Coronavirus (COVID-19) Summary Report (updated January 6, 2021, 9:00 AM)

NH Persons with COVID-19	48,838
Recovered	41,237 (84%)
Deaths Attributed to COVID-19	816 (2%)
Total Current COVID-19 Cases	6,785
Current Hospitalizations	301
Total Persons Tested at Selected Laboratories, Polymerase Chain Reaction (PCR) ₂	528,650
Total Persons Tested at Selected Laboratories, Antibody Laboratory Tests ₂	34,944
Persons with Specimens Submitted to NH PHL	64,005
Persons with Test Pending at NH PHL ₃	876

₁Includes specimens positive at any laboratory and those confirmed by CDC confirmatory testing.

₂Includes specimens tested at the NH Public Health Laboratories (PHL), LabCorp, Quest, Dartmouth-Hitchcock Medical Center, and those sent to CDC prior to NH PHL testing capacity.

₃Includes specimens received and awaiting testing at NH PHL. Does not include tests pending at commercial laboratories.

Number of Tests Conducted by Date of Report to NH DHHS

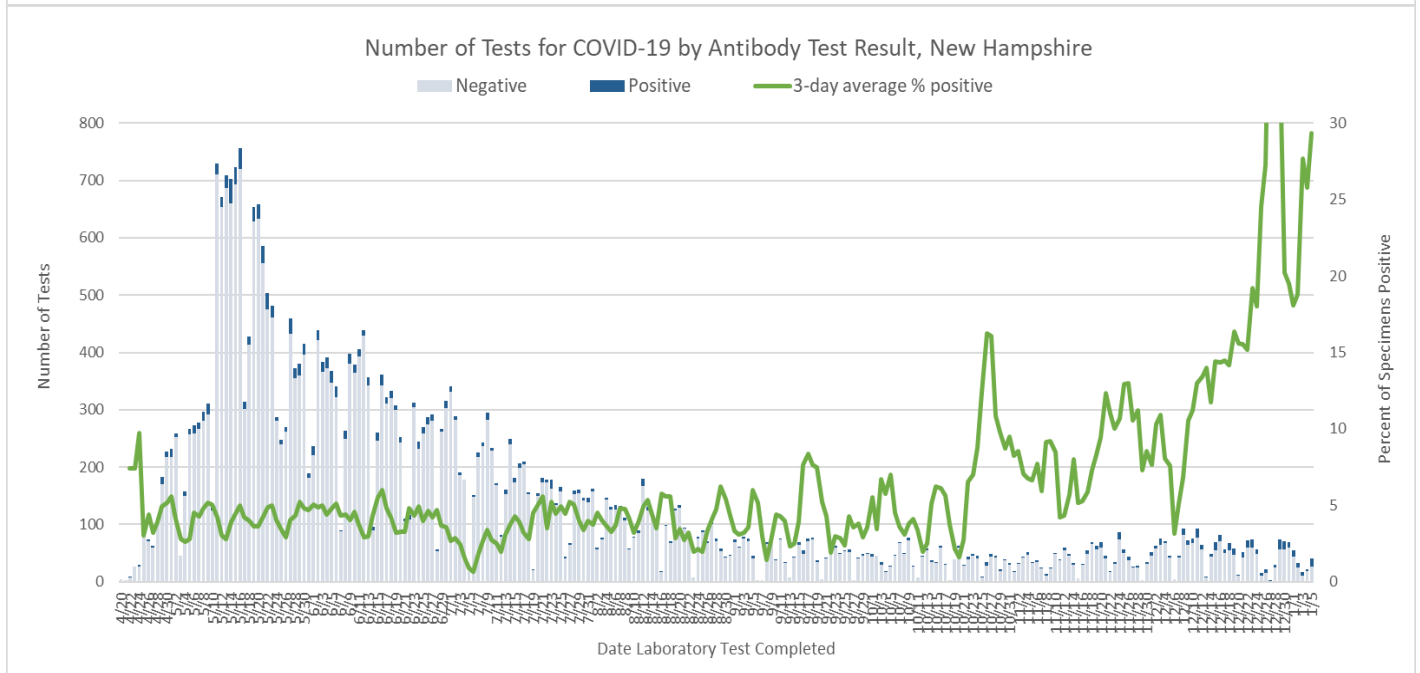
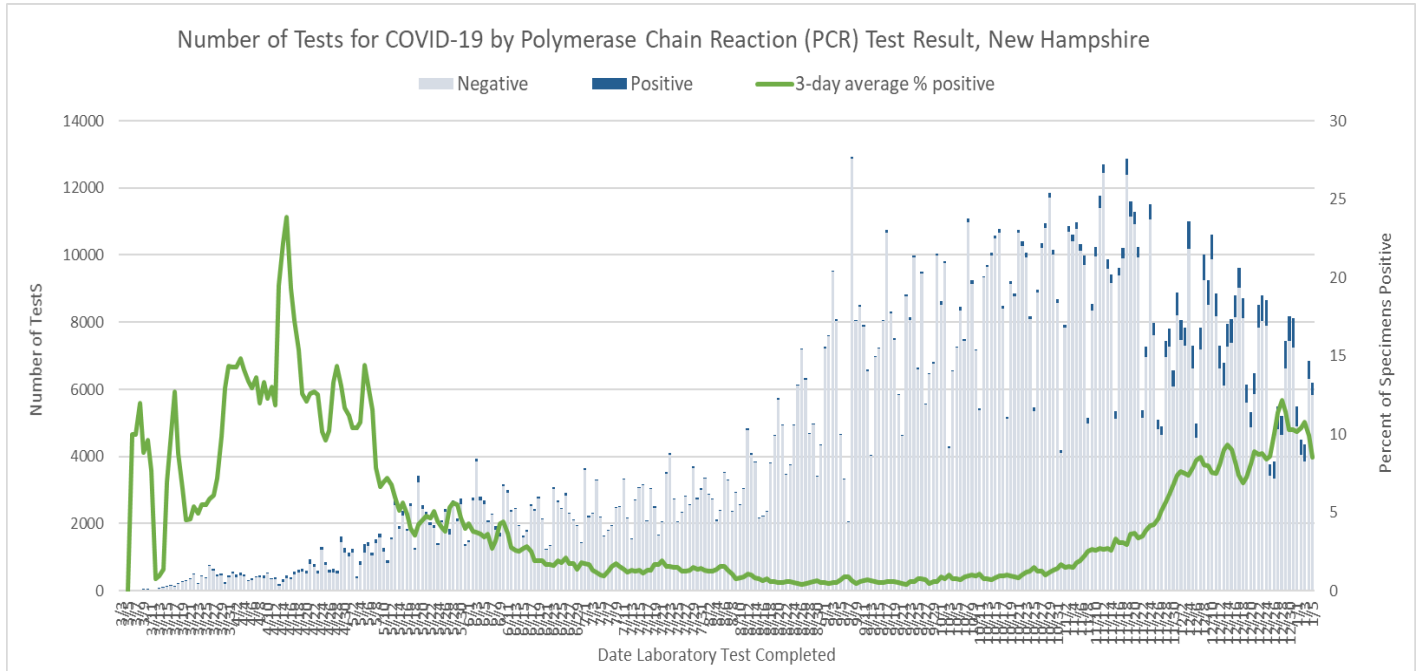
Polymerase Chain Reaction (PCR) Tests								
Testing Laboratory	12/30	12/31	1/01	1/02	1/03	1/04	1/05	Daily Average
NH Public Health Laboratories	749	1,273	0	895	315	366	614	602
LabCorp	966	1,858	1,317	1,331	1,050	1,076	842	1,206
Quest Diagnostics	557	1,106	866	529	963	756	252	718
Mako Medical	1,170	590	407	49	188	2	140	364
Dartmouth-Hitchcock Medical Center	714	854	654	403	417	433	136	516
Other NH Hospital Laboratory	648	420	403	253	303	465	411	415
Other Laboratory*	2,555	1,989	1,832	1,041	1,137	2,211	2,488	1,893
University of New Hampshire**	808	24	0	0	0	1,532	1,319	526
Total	8,167	8,114	5,479	4,501	4,373	6,841	6,202	6,240
Antibody Laboratory Tests								
Testing Laboratory	12/30	12/31	1/01	1/02	1/03	1/04	1/05	Daily Average
LabCorp	19	22	14	1	7	0	3	9

Quest Diagnostics	38	25	36	11	10	8	19	21
Dartmouth-Hitchcock Medical Center	7	12	0	1	0	6	0	4
Other Laboratory*	6	7	1	17	0	6	11	7
Total	70	66	51	30	17	20	33	41

* Includes out-of-state public health laboratories, out-of-state hospital laboratories, and other commercial laboratories not already listed in the table.

Note: Patients who had both antibody and polymerase chain reaction (PCR) tests are accounted for in both tables.

** Includes tests conducted at the UNH laboartory and their contracted lab Veritas.



[NH DHHS Daily Update on COVID-19 Archive](#)

For more information, please visit the DHHS COVID-19 webpage at <https://www.nh.gov/covid19>.

###