


NH Department of Health and Human Services
129 Pleasant Street - State Office Park South
Concord, NH 03301



PRESS RELEASE
FOR IMMEDIATE RELEASE
January 5, 2021

CONTACT
State Joint Information Center
603-223-6169
jic@dos.nh.gov

NH DHHS COVID-19 Update – January 5, 2021

Concord, NH – The New Hampshire Department of Health and Human Services (DHHS) has issued the following update on the new coronavirus, COVID-19.

On Tuesday, January 5, 2021, DHHS announced 667 new positive test results for COVID-19, for a current PCR test positivity rate of 6.6%. Today's results include 427 people who tested positive by PCR test and 240 who tested positive by antigen test. There are now 6,480 current COVID-19 cases diagnosed in New Hampshire. Of the results reported today:

- **12/29:** 111 new cases today, for an updated total of **1,091** cases
- **12/30:** 83 new cases today, for an updated total of **980** cases
- **1/3:** 133 new cases today, for an updated total of **458** cases
- **1/4:** **340** new cases

Test results for previous days are still being processed and the total number of new positives for those days are not yet complete. Updated case counts for prior days will be reflected on the [COVID-19 interactive dashboard](#).

Several cases are still under investigation. Additional information from ongoing investigations will be incorporated into future COVID-19 updates. Of those with complete information, there are ninety-three individuals under the age of 18 and the rest are adults with 50% being female and 50% being male. The new cases reside in Rockingham (195), Hillsborough County other than Manchester and Nashua (112), Merrimack (66), Strafford (65), Carroll (35), Grafton (19), Belknap (16), Sullivan (14), Cheshire (12), and Coos (11) counties, and in the cities of Manchester (62) and Nashua (38). The county of residence is being determined for twenty-two new cases.

Community-based transmission continues to occur in the State and has been identified in all counties. Of those with complete risk information, most of the cases have either had close contact with a person with a confirmed COVID-19 diagnosis or are associated with an outbreak setting.

DHHS has also announced eleven additional deaths related to COVID-19. We offer our sympathies to the family and friends.

- 4 female residents of Hillsborough County, 60 years of age and older
- 3 male residents of Hillsborough County, 60 years of age and older
- 1 female resident of Merrimack County, 60 years of age and older
- 1 male resident of Merrimack County, 60 years of age and older
- 1 female resident of Rockingham County, 60 years of age and older
- 1 male resident of Rockingham County, 60 years of age and older

There are currently 305 individuals hospitalized with COVID-19. In New Hampshire since the start of the pandemic, there have been a total of 47,992 cases of COVID-19 diagnosed with 918 (2%) of those having been hospitalized.

Current Situation in New Hampshire

New Hampshire 2019 Novel Coronavirus (COVID-19) Summary Report (updated January 5, 2021, 9:00 AM)

NH Persons with COVID-19	47,992
Recovered	40,720 (85%)
Deaths Attributed to COVID-19	792 (2%)
Total Current COVID-19 Cases	6,480
Persons Who Have Been Hospitalized for COVID-19	918 (2%)
Current Hospitalizations	305
Total Persons Tested at Selected Laboratories, Polymerase Chain Reaction (PCR) ¹	525,826
Total Persons Tested at Selected Laboratories, Antibody Laboratory Tests ²	34,909
Persons with Specimens Submitted to NH PHL	63,920
Persons with Test Pending at NH PHL ³	251

¹Includes specimens positive at any laboratory and those confirmed by CDC confirmatory testing.

²Includes specimens tested at the NH Public Health Laboratories (PHL), LabCorp, Quest, Dartmouth-Hitchcock Medical Center, and those sent to CDC prior to NH PHL testing capacity.

³Includes specimens received and awaiting testing at NH PHL. Does not include tests pending at commercial laboratories.

New Hampshire Institutions Associated with COVID-19 Outbreak (as of 1/5/2021)

Current COVID-19 Outbreaks	Resident Cases	Staff Cases	Under Investigation	Deaths
The Arbors at Bedford	44	6	0	16
Aurora Assisted Living Derry	13	17	0	0
Bedford Hills Center Genesis	3	6	0	0
Bel-Air Nursing Home and Rehab Center	10	1	0	0
Bentley Commons at Bedford	14	4	0	0
Calumet Transitional Housing Unit - NHDOC	11	5	0	0
Clipper Harbor/Cedar Healthcare Center	29	8	0	1
Colonial Poplin	3	0	0	0
Community Bridges Concord	4	11	0	0
Country Village Center	9	8	0	1
Courville at Bedford - Carlyle Place	20	10	0	7
Crestwood Center Milford	27	11	0	3
Elms Center	30	14	0	9
Epsom Healthcare	50	22	0	3
Fairview Senior Living	88	54	0	8
Golden View Health Care Meredith	77	44	0	6
Green Mountain Treatment Center	68	38	0	0
Hanover Hill Manchester	22	11	0	3
Hanover Terrace Health and Rehabilitation Center	71	41	0	6
Harmony Homes by the Bay	31	15	0	0
Harris Hill Center	14	9	0	1
Hillsborough County House of Corrections	102	27	0	0
Hillsborough County Nursing Home	48	43	0	1

Keystone Hall, Cynthia Day Program	17	4	0	0
Lakes Region Community Services Fairview Home	6	9	0	1
Merrimack County Jail	35	4	0	0
Merrimack County Nursing Home	27	18	0	2
Mt. Prospect Academy Seacoast Treatment & Stabilization Ctr	9	8	0	0
Nashua Crossings Benchmark	38	22	0	4
NH State Prison - Men's	184	58	0	1
NH Veterans' Home	93	102	0	36
Northern NH Correctional Facility – Berlin	83	22	0	0
Pheasant Wood Center	31	2	0	4
Pines of Newmarket	28	9	0	6
Pleasant View Nursing Home	82	38	0	14
Residence at Salem Woods	1	1	0	0
Riverside Rest Home	53	46	0	9
Rockingham County Nursing and Rehab	1	10	0	0
St. Francis Rehabilitation and Nursing Center	30	12	0	0
Secure Psychiatric Unit – NHDOC	20	8	0	0
Strafford County Jail	54	9	0	0
Sullivan County Nursing Home	1	5	0	0
Warde Rehabilitation & Nursing Center	23	14	0	2
Wentworth Senior Living	7	5	0	1
Woodcrest Village Assisted Living	14	6	0	0

Closed COVID-19 Outbreaks	Resident Cases	Staff Cases	Deaths
All American Assisted Living Londonderry (6/9/2020)	15	16	2
Aurora Assisted Living Derry 6/6/2020)	38	17	10
Bedford Falls (6/6/2020)	40	21	11
Bedford Hills Center Genesis (7/16/2020)	37	25	7
Bedford Hills Center Genesis (11/19/2020)	61	20	19
Bedford Nursing and Rehabilitation Center (7/7/2020)	62	28	17
Bellamy Fields Dover (5/16/2020)	35	13	10
Birch Hill (7/30/2020)	40	29	14
Clipper Harbor Genesis Portsmouth (5/29/2020)	0	8	0
Colonial Poplin Nursing & Rehabilitation (12/22/2020)	19	10	0
Community Bridges Belmont (6/9/2020)	2	7	0
Community Resources for Justice Transitional Housing (5/18/2020)	16	4	0
Coos County Nursing Hospital (12/30/2020)	64	71	13
Courville Manchester (6/30/2020)	15	14	6
Crestwood Center Milford (6/30/2020)	54	28	15
Crotched Mountain (4/20/2020)	3	12	1
Easterseals - Manchester (5/16/2020)	45	70	0
Evergreen Place Manchester (9/3/2020)	27	16	7
Evergreen Place Manchester (12/22/2020)	3	2	0
Grace House Windham (12/30/2020)	14	12	0
Greenbriar (8/21/2020)	124	34	28
Greystone Farm at Salem (6/16/2020)	9	3	0
Hackett Hill Genesis Manchester (6/5/2020)	56	16	16

Hackett Hill Genesis Manchester (12/18/2020)	1	4	0
Hanover Hill Manchester (5/26/2020)	79	60	25
Hillsborough County Nursing Home (7/27/2020)	154	55	39
Holy Cross Manchester (7/15/2020)	19	18	1
Huntington Nashua (5/8/2020)	23	19	7
Institute for Professional Practice, Inc (4/21/2020)	2	6	1
Kimi Nichols Center Plaistow (6/10/2020)	3	6	0
Maple Leaf Healthcare Center (12/18/2020)	93	70	10
Mt. Carmel Nursing and Rehabilitation Manchester (6/26/2020)	38	16	5
Mount Prospect Academy Plymouth (12/18/2020)	14	28	0
Mountain Ridge Genesis Franklin (6/18/2020)	49	21	9
Mountain View Community Ossipee (10/7/2020)	4	8	1
Oceanside Center - Genesis (12/16/2020)	44	27	11
Pine Rock Manor Warner (11/19/2020)	48	14	8
Pleasant Valley Derry (5/27/2020)	87	29	21
Prospect Woodward Home at Hillside Village Keene (12/16/2020)	14	9	1
Ridgewood Genesis Bedford (6/18/2020)	64	23	23
Ridgewood Genesis Bedford (8/12/2020)	2	9	0
Ridgewood Genesis Bedford (12/13/2020)	3	5	0
Rockingham County House of Corrections (9/13/2020)	11	1	0
St. Anne's Rehabilitation and Nursing Center Dover (12/22/2020)	17	16	0
St. Joseph's Residence Manchester (12/22/2020)	11	11	2
St. Teresa Rehabilitation and Nursing Center Manchester (12/3/2020)	31	18	9
Salem Woods (5/18/2020)	23	26	10
Salemhaven (7/9/2020)	46	15	11
Studley Home Assisted Living Facility Rochester (12/16/2020)	30	4	2
Villa Crest Manchester (7/1/2020)	54	45	15
Warde Health Center Windham (10/22/2020)	3	2	0
Woodlawn Care Center Newport (12/10/2020)	33	24	4

Number of Tests Conducted by Date of Report to NH DHHS

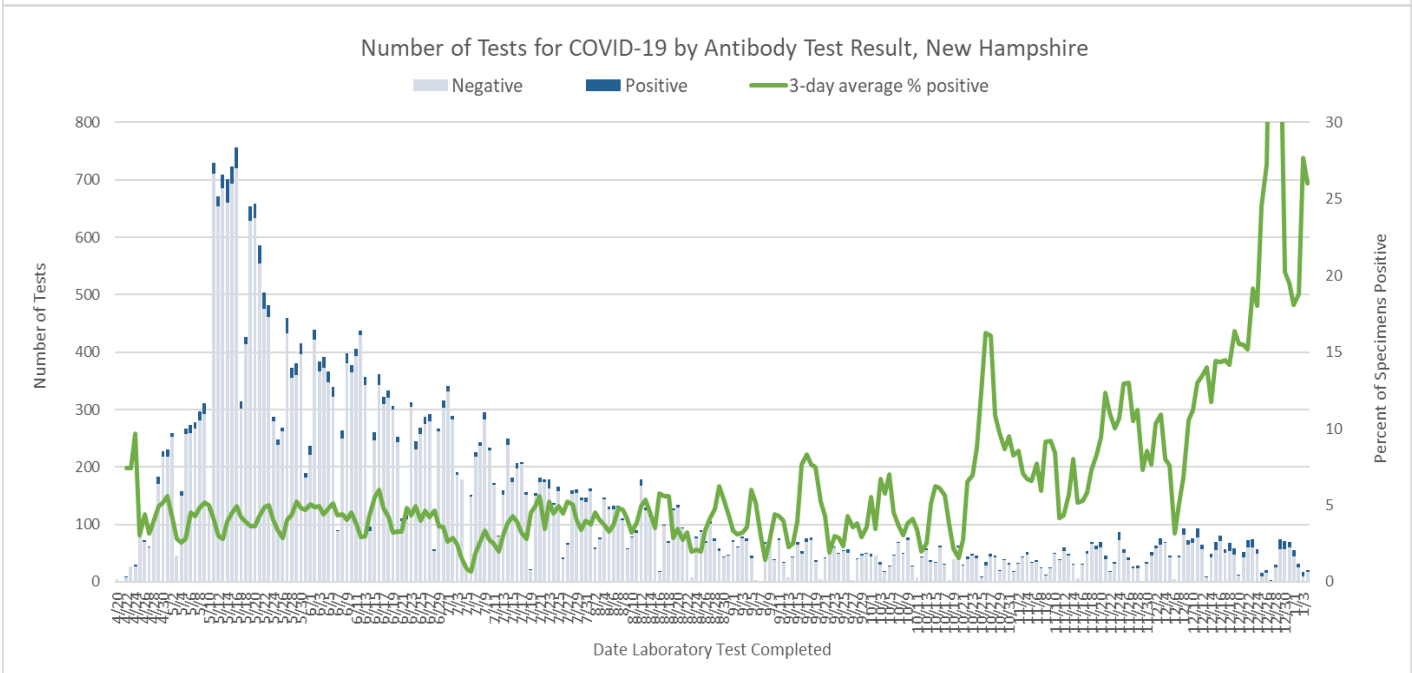
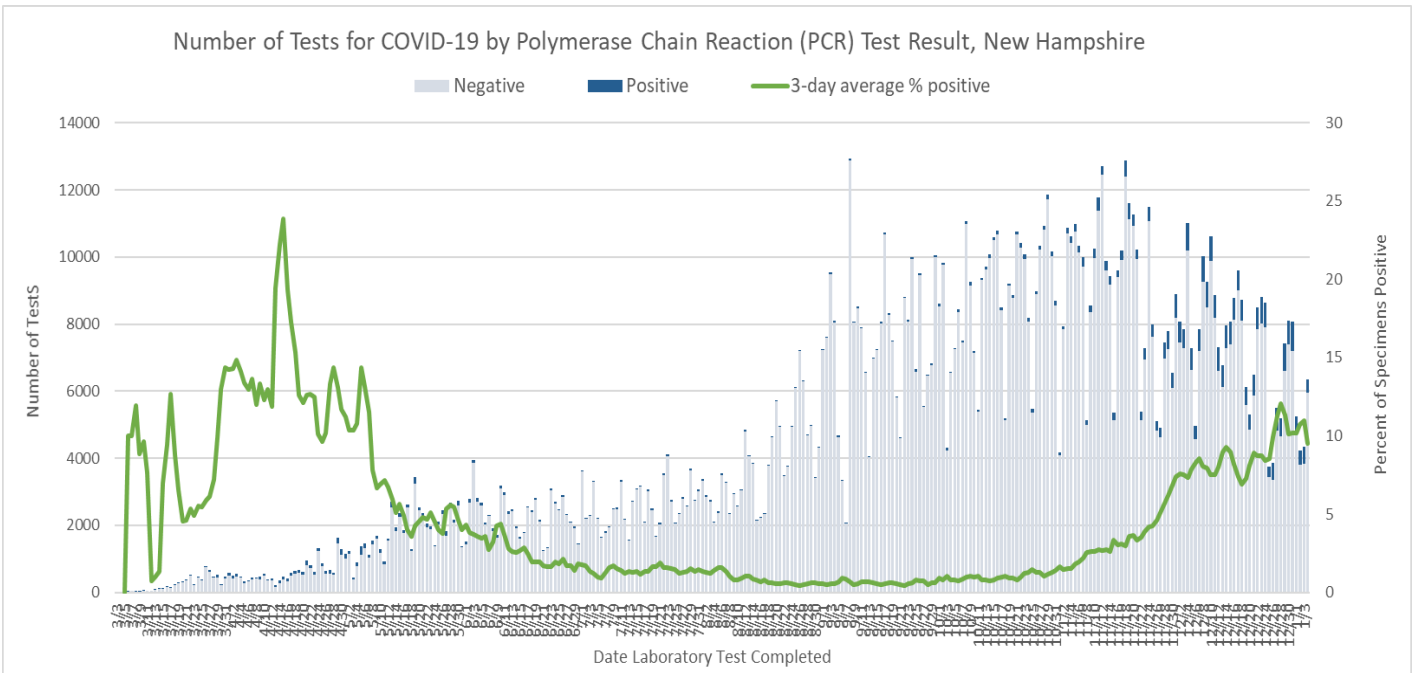
Polymerase Chain Reaction (PCR) Tests								
Testing Laboratory	12/29	12/30	12/31	1/01	1/02	1/03	1/04	Daily Average
NH Public Health Laboratories	575	748	1,273	0	895	315	366	596
LabCorp	1,553	967	1,858	1,317	1,331	1,050	1,076	1,307
Quest Diagnostics	576	557	1,105	866	529	963	744	763
Mako Medical	262	1,170	590	407	49	188	2	381
Dartmouth-Hitchcock Medical Center	859	714	854	654	403	417	433	619
Other NH Hospital Laboratory	629	648	417	403	253	303	362	431
Other Laboratory*	1,888	2,500	1,949	1,603	777	1,103	1,844	1,666
University of New Hampshire**	1,070	808	24	0	0	0	1,532	491
Total	7,412	8,112	8,070	5,250	4,237	4,339	6,359	6,254

Antibody Laboratory Tests								
Testing Laboratory	12/29	12/30	12/31	1/01	1/02	1/03	1/04	Daily Average
LabCorp	27	19	22	14	1	7	0	13
Quest Diagnostics	25	38	25	36	11	10	7	22
Dartmouth-Hitchcock Medical Center	12	7	12	0	1	0	6	5
Other Laboratory*	2	6	7	1	17	0	6	6
Total	66	70	66	51	30	17	19	46

* Includes out-of-state public health laboratories, out-of-state hospital laboratories, and other commercial laboratories not already listed in the table.

Note: Patients who had both antibody and polymerase chain reaction (PCR) tests are accounted for in both tables.

** Includes tests conducted at the UNH laboratory and their contracted lab Veritas.



For more information, please visit the DHHS COVID-19 webpage at <https://www.nh.gov/covid19>.

###