

MONTHLY ANALYSIS OF INDUSTRY EMPLOYMENT DATA  
 New Hampshire, November 2004  
 B G McKay

**Seasonally Adjusted:**

New Hampshire's economy created 2,200 jobs in November according to the preliminary seasonally adjusted estimates.

Of the publishable supersectors, leisure and hospitality (supersector 70) posted the largest gain in those estimates with a 1,000-job addition. Trade, transportation, and utilities (supersector 40) pushed the trend line upward by 800 jobs, and government (supersector 90) expanded its rolls by 500.

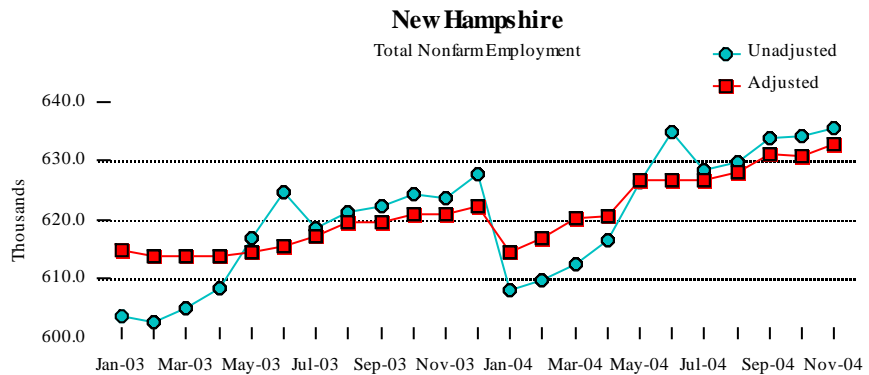
On the other side of the ledger, construction (supersector 20), and manufacturing (supersector 30) each reduced their respective work force by 200 jobs.

**Unadjusted:**

Preliminary unadjusted estimates for November showed that the number of jobs in New Hampshire climbed by 1,500 jobs.

From the plus side, trade, transportation, and utilities (supersector 40) added 3,600 jobs, while government (supersector 90) brought an additional 1,000 workers on board in November. Education and health services (supersector 65) increased its cadre by 600, as information (supersector 50) and financial activities (supersector 55) each provided 100 new jobs.

Natural resources and mining (supersector 10) and other services (supersector 80) maintained their employment levels at those established in October.

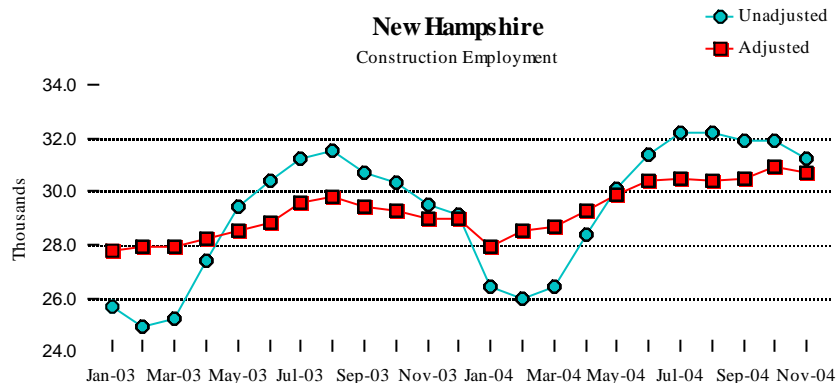


Seasonal events played a major role for those supersectors that experienced employment declines in November. Leisure and hospitality (supersector 70) led the downward parade with a 2,800-job reduction. Construction (supersector 20) employment fell by 700 jobs. To complete the picture, manufacturing (supersector 30) and professional and business services (supersector 60) each dropped 200 jobs.

**CONSTRUCTION**

Specialty trade contractors (subsector 238) covered 500 of the 700 jobs cut by construction (supersector 20) in November's estimates.

The sample indicated that the other areas in construction also found it necessary TO trim back workers.



## MANUFACTURING

Manufacturing's (supersector 30) 200-job loss in November's preliminary estimates split evenly between durable goods and nondurable goods manufacturing.

In durable goods manufacturing, miscellaneous manufacturing (subsector 339) was the only subsector to record a decline in employment totals, as it dropped 100 positions from its roster.

Although the number of jobs for computer and electronic product manufacturing (subsector 334) remained unchanged, published employment totals for industry groups within the subsector made some alterations. Semiconductor and other electronic component manufacturing (industry group 3344) cut 200 jobs, while navigational, measuring, electromedical, and control instruments manufacturing (industry group 3345) added 100 jobs.

The sample showed that elements in textile manufacturing and printing and related support activities caused the 100-job decline in nondurable goods manufacturing. The two published items in nondurable goods manufacturing each bumped up their employment totals by 100 jobs.

## TRADE, TRANSPORTATION, AND UTILITIES

Trade, transportation, and utilities (supersector 40) started its ramp up for the holiday shopping season with its 3,600 added jobs.

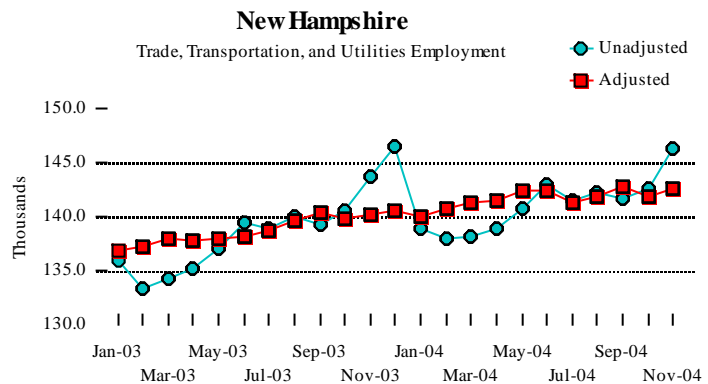
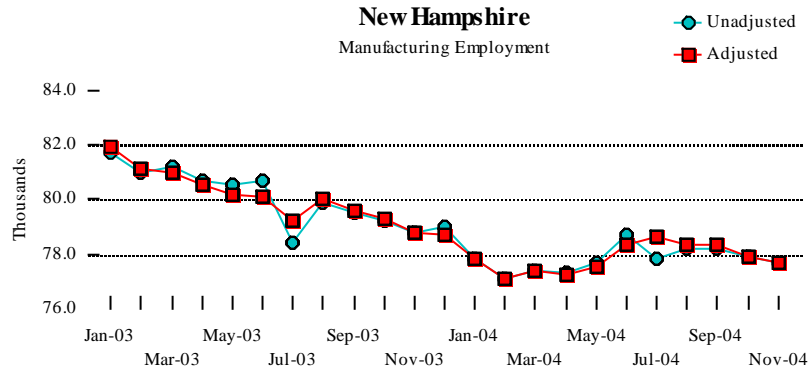
Wholesale electronic markets and agents and brokers (subsector 425) expanded its staff by 100 jobs, but this growth did not ripple up to wholesale trade. Wholesale trade employment totals stayed at the October level in November's estimates. Merchant wholesalers (subsector 423) also made no changes to its work force.

As would be expected in November, retail trade supplied the lion's share of the employment activity for this supersector with its 3,800-job expansion. Clothing and clothing accessory stores, and general merchandise stores (a combination of subsectors 448 and 452) contributed 1,000 jobs to the increase, while department stores (industry group 4521) chipped in 700 jobs. Food and beverage stores (subsector 445), the remaining published contributor, added 400 jobs.

Employment in transportation, warehousing, and utilities declined by 200 jobs in November's estimates. Transportation and warehousing (a combination of sector 48 and 49) accounted for those 200 jobs.

## INFORMATION

The 100-job increase in newspaper, periodical, book, and directory publishers (industry group 5111) covered November's employment activity for information (supersector 50).



## FINANCIAL ACTIVITIES

A 100-job increase in finance and insurance (sector 52) accounted for the November's employment movement in the trend line for financial activities (supersector 55).

## PROFESSIONAL AND BUSINESS SERVICES

Employment in professional and business services (supersector 60) fell by 200 jobs in November's preliminary estimates.

Professional, scientific, and technical services (sector 54) and administrative and support and waste management and remediation services (sector 56) each pared back their respective force by 100, as management of companies (sector 55) held its employment totals constant at the October level.

Within sector 56, employment services (industry group 5613) sent 300 fewer persons to work sites.

## EDUCATION AND HEALTH SERVICES

Health care and social assistance (sector 62) covered 500 of the 600 added in November by education and health services (supersector 65). Educational services (sector 61) contributed 100 jobs to the total.

Ambulatory health care (subsector 621) and hospitals (subsector 622) each added 200 workers to their staff, while nursing care facilities (industry group 6231) made no change to its October total.

A 100-job increase in Colleges, Universities, and Professional Schools (industry group 6113) caused the educational services employment trend line to inch upward.

## LEISURE AND HOSPITALITY

For leisure and hospitality (supersector 70), November represented a period between peak seasons. The golf courses and amusement parks have closed. Ski slopes prepared facilities, but have not commenced full operations for the year. Consequently, employment for this supersector declined by 2,800 jobs. Arts, entertainment, and recreation (sector 71) dropped 1,100 jobs, as accommodation and food services (sector 72) reduced its ranks by 1,700 jobs.

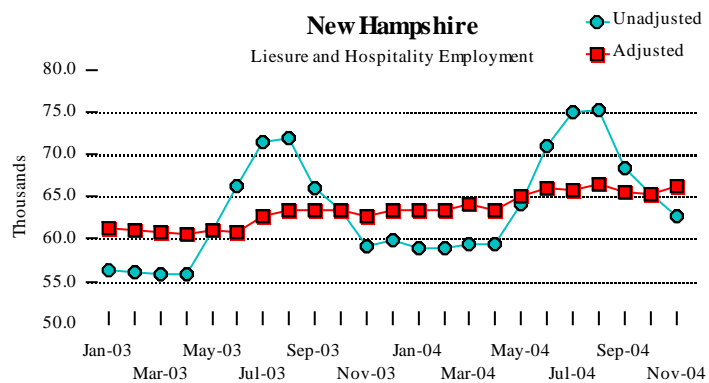
Amusement, gambling, and recreation industries (subsector 713) accounted for 800 of the 1,100 jobs cut by sector 71.

Food services and drinking places (subsector 722) accounted for 1,000 of the 1,700 jobs lost by sector 72. Accommodations (subsector 721) pared its roster by 700 jobs to complete the employment picture in supersector 70 for November.

A closer look at subsector 722 showed that full-services restaurants (industry group 7221) reduced staffing by 800 jobs, and the limit-service eating places (industry group 7222) employment level contracted by 100 jobs.

## GOVERNMENT

Government (supersector 90) in New Hampshire grew by 1,000 jobs, overall, in November's preliminary unadjusted estimates.



Federal government employment held constant at the October level, while the number of jobs in state government notched upward by 300.

November's presidential election played a role in the 700-job increase at the local government level, and school districts across the state also made additions to personnel levels.

